

Mark Scheme (Provisional)

Summer 2021

Pearson Edexcel International GCSE
in Computer Science (4CP0_2C)
Paper 02: Application of Computational Thinking - Java

Edexcel and BTEC Qualifications

Edexcel and BTEC qualifications are awarded by Pearson, the UK's largest awarding body. We provide a wide range of qualifications including academic, vocational, occupational and specific programmes for employers. For further information visit our qualifications websites at www.edexcel.com or www.btec.co.uk. Alternatively, you can get in touch with us using the details on our contact us page at www.edexcel.com/contactus.

Pearson: helping people progress, everywhere

Pearson aspires to be the world's leading learning company. Our aim is to help everyone progress in their lives through education. We believe in every kind of learning, for all kinds of people, wherever they are in the world. We've been involved in education for over 150 years, and by working across 70 countries, in 100 languages, we have built an international reputation for our commitment to high standards and raising achievement through innovation in education. Find out more about how we can help you and your students at: www.pearson.com/uk

Summer 2021
Question Paper Log Number P66490A
Publications Code 4CP0_2C_2106_MS
All the material in this publication is copyright
© Pearson Education Ltd 2021

General Marking Guidance

- All candidates must receive the same treatment. Examiners must mark the first candidate in exactly the same way as they mark the last.
- Mark schemes should be applied positively. Candidates must be rewarded for what they have shown they can do rather than penalised for omissions.
- Examiners should mark according to the mark scheme not according to their perception of where the grade boundaries may lie.
- There is no ceiling on achievement. All marks on the mark scheme should be used appropriately.
- All the marks on the mark scheme are designed to be awarded. Examiners should always award full marks if deserved, i.e. if the answer matches the mark scheme. Examiners should also be prepared to award zero marks if the candidate's response is not worthy of credit according to the mark scheme.
- Where some judgement is required, mark schemes will provide the principles by which marks will be awarded and exemplification may be limited.
- When examiners are in doubt regarding the application of the mark scheme to a candidate's response, the team leader must be consulted.
- Crossed out work should be marked UNLESS the candidate has replaced it with an alternative response.

Theory Mark Scheme

Question	mp	Answer	Additional Guidance	Mark
1 (a)	A1	**The only correct answer is B** *A is not correct because as it is an arithmetic operator* *C is not correct because as it is a relational operator* *D is not correct because as it is a relational operator*		(1)

Question	mp	Answer	Additional Guidance	Mark
1 (b)	B1 B2	Award up to 2 marks for a linked description such as: • 1D represents items as a list (1), 2D as a table (1) • 1D is a row (1), 2D is a table (1) • Each element in 1D is a single value (1), each element in 2D is a 1D array (1)	Ignore capitalisation	(2)

Question	mp	Answer			Additional Guidance	Mark
2 (c)	Award 1 mark for each set of test data.					
	C1 C2 C3		**Test data**	**Expected results**		
		booksSold profit	Either of • booksSold = 4 • profit = 4	Poor performances this week		
		booksSold profit	5 10	Sales and profit are good this week		
		booksSold profit	21 20	Sales and profit are excellent this week		(3)

Question	mp	Answer	Additional Guidance	Mark
3 (b)	B1	Award up to 2 marks for a linked explanation such as: • The number of keys are limited (1) making it easy to use brute force to decrypt (1) • It can be easy to find commonly used letters (e.g. E) (1) and guess the key (1)	Accept alternative similar wording.	(2)

Question	mp	Answer	Additional Guidance	Mark
3 (c)		Award 1 mark each up to a maximum of 4 for: Encrypted letter: f l m k t r w h e e Keyword letter: t h i r t y t h i r Decrypted letter: m e e t a t d a w n		
	C1	Ciphertext mapped to keyword in row 2 (1)		
	C2	At least one letter decrypted correctly (1)		
	C3	At least one word decrypted correctly (1)		
	C4	Decrypted message ‘meet at dawn’ (1)		(4)

Question	mp	Answer	Additional Guidance	Mark
3 (d)(i)	D1	Award 1 mark for: • cipherLetter / a single encrypted letter (1)	Do not accept word/message/text	(1)
3 (d)(ii)	D2	Award 1 mark for any of: • keywordLetter • plaintextLetter	Ignore case	(1)
3 (d)(iii)	D2	Award 1 mark for any of: • subprogram that is already defined • subprogram that is already written • subprogram that is already compiled • subprogram that can be called without having to write code for it		(1)

Question	mp	Answer	Additional Guidance	Mark
4 (b)(i)	B1	Award up to 2 marks for a linked explanation: • binary search can be quicker than a linear search (1) as it does not have to examine each item in the list (1) • binary search halves the list each time (1) so it can be faster to find an item (1) • binary search requires fewer comparisons than a linear search to establish an item is not in the list (1) because the linear list would need to compare each item before establishing this (1)		(2)

<table>
<tr><td>4 (b)(ii)</td><td colspan="2">Correct answer
<table><tr><th>Position in list</th><th>Product code</th><th>Order examined</th></tr><tr><td>1</td><td>ark11</td><td></td></tr><tr><td>2</td><td>asp11</td><td></td></tr><tr><td>3</td><td>bar13</td><td></td></tr><tr><td>4</td><td>dri15</td><td>1</td></tr><tr><td>5</td><td>mil19</td><td></td></tr><tr><td>6</td><td>rib10</td><td>2</td></tr><tr><td>7</td><td>str15</td><td>3</td></tr><tr><td>8</td><td>tor16</td><td></td></tr></table>Award one mark for each correct value in order column</td><td></td><td>(4)</td></tr>
<tr><td rowspan="5"></td><td>B2</td><td>Start of search correct</td><td>Accept 5 and 7 for B2 and B3 (2 marks)</td><td rowspan="5"></td></tr>
<tr><td>B3</td><td>Second search item correct</td><td>Follow through if start of search incorrect</td></tr>
<tr><td>B4</td><td>Third search item correct</td><td>Follow through if start of search incorrect</td></tr>
<tr><td>B5</td><td>All correct</td><td></td></tr>
<tr><td>4 (b)(iii)</td><td>B6</td><td>Award 1 mark for:
3 or $\log_2 n + 1$</td><td></td><td>(1)</td></tr>
<tr><td>4 (b)(iv)</td><td>B7</td><td>Award 1 mark for any of:
• bubble sort
• merge sort</td><td>Accept any known sorting algorithm</td><td>(1)</td></tr>
</table>

Java Code Mark Scheme

Question	mp	Answer	Additional Guidance	Mark
1 (c)	C1	Change num_twenties == to num_twenties = (1)		
	C2	The **left over** variable named the same in both places (1)		
	C3	Change , to +		(3)

Question	mp	Answer	Additional Guidance	Mark
1 (d)(i)	D1	Award 1 mark for adding a comment at the end of the line where there is relational operator: `19 if (letter == vowels[vowel]) // relational operator and selection`	May be on different line numbers	(1)

1 (d)(ii)	D2	Award one mark for adding a comment at the end of a line where iteration starts:
		`15 for (char letter : sentence.toCharArray()) // iteration starts`
		`16 {`
		`17 for (int vowel = 0; vowel < vowels.length; vowel ++) // iteration starts`
		`26 System.out.println("Here are the number of vowels in the sentence '" + sentence +"'");`
		`27 for (int vowel = 0; vowel < vowels.length; vowel ++) // iteration starts`
			May be on different line numbers	(1)

1 (d)(iii)	D3	Award one mark for adding a comment at the end of the line where selection starts:
		`18 {`
		`19 if (letter == vowels[vowel]) // relational operator and selection`
			May be on different line numbers	(1)

1 (d)(iv)	D4	Award one mark for adding a comment at the end of a line where a data structure is initialised:
		`8 char[] vowels = {'a','e','i','o','u'}; // data structure initialised`
		`9 int[] numVowels = {0,0,0,0,0}; // data structure initialised`
			May be on different line numbers	(1)

Question	mp	Answer	Additional Guidance	Mark
2 (a)	Award one mark for each of:		Logic of algorithm must be followed as set out. Alternatives must address each point. Do not penalise candidates who attempt more than the stated requirements. Don't penalise spelling mistakes and alternative wording of the output.	(11)
	A1	At least one variable with a suitable variable name		
	A2	username = bard423		
	A3	password = nX2934?		
	A4	Loop used		
	A5	Username or password entered		
	A6	Username or password stored in variable(s)		
	A7	At least one suitable input message		
	A8	Checks username and password		
	A9	Appropriate error message(s) displays		
	A10	Welcome message displayed		
	A11	Executing and producing correct output		
Code examples				
Java				

```java
        String username = "bard423";
        String password = "nX2934?";
        int count = 0;
        String inputUsername = "";
        String inputPassword = "";
        Scanner input = new Scanner(System.in);

    // Print prompts, take and check input from user
        while (!inputUsername.equals(username) || !inputPassword.equals(password))
        {
            if (count > 0)
            {
                System.out.println("There is a problem with the login details. Try again");
            }
            count++;
            System.out.print("Enter your username ");
            inputUsername = input.next();
            System.out.print("Enter your password ");
            inputPassword = input.next();
        }
        System.out.println("Welcome");
```

<table>
<tr><th>Question</th><th>mp</th><th>Answer</th><th>Additional Guidance</th><th>Mark</th></tr>
<tr><td>2 (b)</td><td colspan="2">Award 1 mark for each correct condition.</td><td rowspan="5">Alternative alternatives e.g. Line 11 booksSold <=4 etc.</td><td rowspan="5">(4)</td></tr>
<tr><td></td><td>Condition</td><td>Output message</td></tr>
<tr><td>B1</td><td>Number of books sold is at least 5; profit made is at least 10</td><td>Sales and profit are good this week</td></tr>
<tr><td>B2</td><td>Number of books sold is over 20; profit made is at least 20</td><td>Sales and profit are excellent this week</td></tr>
<tr><td>B3</td><td>Number of books sold is under 5 or profit made is under 5</td><td>Poor performance this week</td></tr>
<tr><td>B4</td><td>All other inputs</td><td>Alert manager</td></tr>
<tr><td colspan="5">Code examples</td></tr>
<tr><td>Java</td><td colspan="4">

```
if(booksSold < 5 || profit < 5)
{
  System.out.print("Poor performance this week");
}
else if(booksSold > 20 && profit >= 20)
{
  System.out.print("Sales and profit are excellent this week");
}
  else if(booksSold >=5 && profit >=10)
{
  System.out.print("Sales and profit are good this week");
}
else
{
  System.out.print("Alert manager");
}
```

</td></tr>
</table>

Question	mp	Answer	Additional Guidance	Mark
3 (a)	A1	Get plaintext and store in plaintext variable	Accept alternative wording Line numbers may be different compared to the examples shown When testing the completed code use lowercase for the input	(1)
	A2	Get key and store in key variable		(1)
	A3	Validate key		(1)
	A4	Open file to write		(1)
	A5	Write cipher text		(1)
	A6	Close file		(1)
	A7	Displays ciphertext		(1)
	A7	Executing and producing correct output to file and screen		(1)
Code examples				
Java				

```
21      /* Add your code to get the plaintext and convert it to lowercase */
22      System.out.print("Enter the plaintext using lowercase letters ");
23      plaintext = input.nextLine().toLowerCase();
```

```
26    while (key <1 || key >25)
27    {
28      System.out.print("Enter the key - a number between 1 and 25 ");
29      key = input.nextInt();
30    }
```

```
62      FileWriter outputFile = new FileWriter("Cipher.txt");
63      PrintWriter writer = new PrintWriter(outputFile);
64      writer.println(ciphertext);
65      outputFile.close();
```

```
67      /* Add your code to display the ciphertext */
68      System.out.print(ciphertext);
```

Question	mp	Answer	Additional Guidance	Mark
	A1	At least 1 variable has a meaningful name	Ignore spelling mistakes in input message	
	A2	Product name requested using a suitable input message		
	A3	Random number generated that would be at least 10 **or** no higher than 30		
	A4	Random number generated that would be in the correct range 10 to 30		
	A5	First 3 letters of product name generated		
	A6	First 3 letters of product name and random number concatenated to generate productCode		
	A7	productCode and productName output in the same print statement		(7)
Code examples				
Java		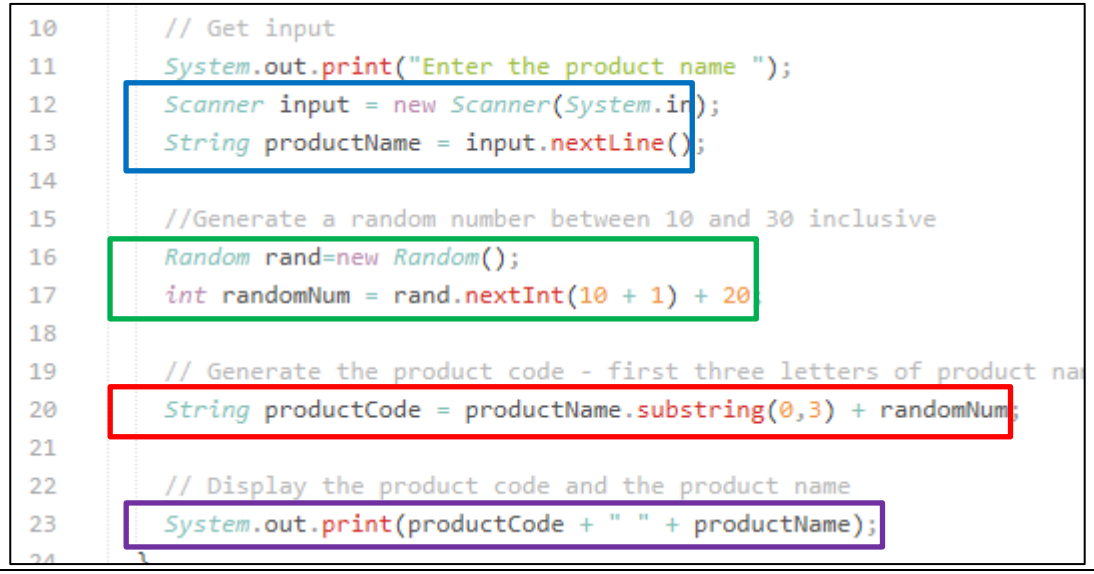		

```
10      // Get input
11      System.out.print("Enter the product name ");
12      Scanner input = new Scanner(System.in);
13      String productName = input.nextLine();
14
15      //Generate a random number between 10 and 30 inclusive
16      Random rand=new Random();
17      int randomNum = rand.nextInt(10 + 1) + 20;
18
19      // Generate the product code - first three letters of product na
20      String productCode = productName.substring(0,3) + randomNum;
21
22      // Display the product code and the product name
23      System.out.print(productCode + " " + productName);
```

For Q5, the first 11 marks are for coding that matches requirements of task. The remaining 9 marks should be allocated on a best fit.

Question	mp	Answer	Additional Guidance	Mark
5		**addPlayerName()**		
	A1	Suitable prompt for player name and assigned to suitable variable		
		guessCapital()		
	A2	Ensure question can only be used once		
	A3	Question includes suitable message and country name		
	A4	Check made to see if guess is correct		
	A5	If guess correct score incremented		
	A6	If guess is incorrect suitable message displayed		
	A7	If guess incorrect country and its capital concatenated with message		
	A8	Repeated for five questions		
		Main Program		
	A9	Player name or score displayed		
	A10	At least one menuChoice calls correct subprogram		
	A11	Main program calls all three sub-programs correctly		(11)

Band 1 (1-3 marks)	Band 2 (4-6 marks)	Band 3 (7-9 marks)	Mark
Little attempt to decompose into component parts	Some attempt to decompose into component parts	The problem has been decomposed into component parts	
Some parts of the logic are clear and appropriate to the problem	Most parts of the logic are clear and mostly appropriate to the problem	The logic is clear and appropriate to the problem	
Some appropriate use and manipulation of data types, variables, data structures and program constructs	The use and manipulation of data types, variables and data structures and program constructs is mostly appropriate	The use and manipulation of data types, variables and data structures and program constructs is appropriate	
Parts of the code are clear and readable	Code is mostly clear and readable	Code is clear and readable	
Finished program will not be flexible enough with other data sets or input	Finished program will function with some but not all other data sets or input	Finished program could be used with other data sets or input	
The program meets some of the given requirements	The program meets most of the given requirements	The program fully meets the given requirements	(9)

Code examples	

Java	**Add player name function**
	`String player = "";`
	
	`while (player.isEmpty())`
	`{`
	`    System.out.print("Enter your player name ");`
	`    Scanner input = new Scanner(System.in);`
	`    player = input.next();`
	`}`
	
	`return player;`
	
	Main program
	`/* Add your code to:`
	`call the relevant subprogram if the menu choice is 1 or 2`
	`display the player name and score  if the menu choice is 3 */`
	`if (menuChoice == 1)`
	`{`
	`    playerName = AddPlayerName();`
	`}`
	`else if (menuChoice == 2)`
	`{`
	`    score = GuessCapital();`
	`}`
	`else`
	`{`
	`    System.out.println("Well done " + playerName +". The score is "+ score);`
	`}`

Guess capital city function

```
// Add your code here
int questionCount = 1;
int questionScore = 0;

// Ask 5 questions
while (questionCount <= 5)
{
    int questionChoice = -1;
    String questionNumbers = "";

    // Build a string containing the question numbers available
    for (int question : questions)
    {
        if (question !=0)
        {
            questionNumbers += Integer.toString(question) + " ";
        }
    }

    // Ensure valid question number is chosen
    while (!questionNumbers.contains(Integer.toString(questionChoice)))
    {
        System.out.print("Pick a number from "+ questionNumbers);
        questionChoice = Integer.parseInt(input.next());
    }
```

```
        // Get the country and its capital
        String country = countries[questionChoice - 1];
        String capital = capitals[questionChoice - 1];

        // Display the country and get the guess
        System.out.print("What is the capital of "+ country +" ");
        String guess = input.next();

        // If the guess is correct display message and increment score
        if (guess.equals(capital))
        {
            System.out.println("Well done you guessed correctly");
            questionScore ++;
        }
        else
        {
            System.out.println("You did not guess correctly. The capital of "+ country +" is " + capital);
        }

        // Increment the number of questions asked
        questionCount ++;

        // Set the question number to 0 so that it cannot be asked again
        questions[questionChoice - 1] = 0;
    }

    // return the score to the main menu
    return questionScore;
```

Pearson Education Limited. Registered company number 872828
with its registered office at 80 Strand, London, WC2R 0RL, United Kingdom



Mark Scheme (Provisional)

Summer 2021

Pearson Edexcel International GCSE
in Computer Science (4CP0_2B)
Paper 02: Application of Computational Thinking - C#

Edexcel and BTEC Qualifications

Edexcel and BTEC qualifications are awarded by Pearson, the UK's largest awarding body. We provide a wide range of qualifications including academic, vocational, occupational and specific programmes for employers. For further information visit our qualifications websites at www.edexcel.com or www.btec.co.uk. Alternatively, you can get in touch with us using the details on our contact us page at www.edexcel.com/contactus.

Pearson: helping people progress, everywhere

Pearson aspires to be the world's leading learning company. Our aim is to help everyone progress in their lives through education. We believe in every kind of learning, for all kinds of people, wherever they are in the world. We've been involved in education for over 150 years, and by working across 70 countries, in 100 languages, we have built an international reputation for our commitment to high standards and raising achievement through innovation in education. Find out more about how we can help you and your students at: www.pearson.com/uk

Summer 2021
Question Paper Log Number P66490A
Publications Code 4CP0_2B_2106_MS
All the material in this publication is copyright
© Pearson Education Ltd 2021

General Marking Guidance

- All candidates must receive the same treatment. Examiners must mark the first candidate in exactly the same way as they mark the last.
- Mark schemes should be applied positively. Candidates must be rewarded for what they have shown they can do rather than penalised for omissions.
- Examiners should mark according to the mark scheme not according to their perception of where the grade boundaries may lie.
- There is no ceiling on achievement. All marks on the mark scheme should be used appropriately.
- All the marks on the mark scheme are designed to be awarded. Examiners should always award full marks if deserved, i.e. if the answer matches the mark scheme. Examiners should also be prepared to award zero marks if the candidate's response is not worthy of credit according to the mark scheme.
- Where some judgement is required, mark schemes will provide the principles by which marks will be awarded and exemplification may be limited.
- When examiners are in doubt regarding the application of the mark scheme to a candidate's response, the team leader must be consulted.
- Crossed out work should be marked UNLESS the candidate has replaced it with an alternative response.

Theory Mark Scheme

Question	mp	Answer	Additional Guidance	Mark
1 (a)	A1	**1. The only correct answer is B** *A is not correct because as it is an arithmetic operator* *C is not correct because as it is a relational operator* *D is not correct because as it is a relational operator*		(1)

Question	mp	Answer	Additional Guidance	Mark
1 (b)	B1 B2	Award up to 2 marks for a linked description such as: • 1D represents items as a list (1), 2D as a table (1) • 1D is a row (1), 2D is a table (1) • Each element in 1D is a single value (1), each element in 2D is a 1D array (1)	Ignore capitalisation	(2)

Question	mp	Answer			Additional Guidance	Mark
2 (c)	Award 1 mark for each set of test data.					(3)
	C1 C2 C3		**Test data**	**Expected results**		
		booksSold profit	Either of • booksSold = 4 • profit = 4	Poor performances this week		
		booksSold	5	Sales and profit are good this week		
		profit	10			
		booksSold	21	Sales and profit are excellent this week		
		profit	20			

Question	mp	Answer	Additional Guidance	Mark
3 (b)	B1	Award up to 2 marks for a linked explanation such as: • The number of keys are limited (1) making it easy to use brute force to decrypt (1) • It can be easy to find commonly used letters (e.g. E) (1) and guess the key (1)	Accept alternative similar wording.	(2)

Question	mp	Answer	Additional Guidance	Mark
3 (c)		Award 1 mark each up to a maximum of 4 for: Encrypted letter: f l m k t r w h e e Keyword letter: t h i r t y t h i r Decrypted letter: m e e t a t d a w n		
	C1	Ciphertext mapped to keyword in row 2 (1)		
	C2	At least one letter decrypted correctly (1)		
	C3	At least one word decrypted correctly (1)		
	C4	Decrypted message 'meet at dawn' (1)		(4)

Question	mp	Answer	Additional Guidance	Mark
3 (d)(i)	D1	Award 1 mark for: • cipherLetter / a single encrypted letter (1)	Do not accept word/message/text	(1)
3 (d)(ii)	D2	Award 1 mark for any of: • keywordLetter • plaintextLetter	Ignore case	(1)
3 (d)(iii)	D2	Award 1 mark for any of: • subprogram that is already defined • subprogram that is already written • subprogram that is already compiled • subprogram that can be called without having to write code for it		(1)

Question	mp	Answer	Additional Guidance	Mark
4 (b)(i)	B1	Award up to 2 marks for a linked explanation: • binary search can be quicker than a linear search (1) as it does not have to examine each item in the list (1) • binary search halves the list each time (1) so it can be faster to find an item (1) • binary search requires fewer comparisons than a linear search to establish an item is not in the list (1) because the linear list would need to compare each item before establishing this (1)		(2)

<table>
<tr><td>4 (b)(ii)</td><td colspan="3">Correct answer
<table><tr><th>Position in list</th><th>Product code</th><th>Order examined</th></tr><tr><td>1</td><td>ark11</td><td></td></tr><tr><td>2</td><td>asp11</td><td></td></tr><tr><td>3</td><td>bar13</td><td></td></tr><tr><td>4</td><td>dri15</td><td>1</td></tr><tr><td>5</td><td>mil19</td><td></td></tr><tr><td>6</td><td>rib10</td><td>2</td></tr><tr><td>7</td><td>str15</td><td>3</td></tr><tr><td>8</td><td>tor16</td><td></td></tr></table>Award one mark for each correct value in order column</td><td></td><td>(4)</td></tr>
<tr><td rowspan="4"></td><td>B2</td><td>Start of search correct</td><td>Accept 5 and 7 for B2 and B3 (2 marks)</td><td rowspan="4"></td></tr>
<tr><td>B3</td><td>Second search item correct</td><td>Follow through if start of search incorrect</td></tr>
<tr><td>B4</td><td>Third search item correct</td><td>Follow through if start of search incorrect</td></tr>
<tr><td>B5</td><td>All correct</td><td></td></tr>
<tr><td>4 (b)(iii)</td><td>B6</td><td>Award 1 mark for:
3 or $\log_2 n + 1$</td><td></td><td>(1)</td></tr>
<tr><td>4 (b)(iv)</td><td>B7</td><td>Award 1 mark for any of:
• bubble sort
• merge sort</td><td>Accept any known sorting algorithm</td><td>(1)</td></tr>
</table>

C# Code Mark Scheme

Question	mp	Answer	Additional Guidance	Mark
1 (c)	C1	Change num_twenties == to num_twenties = (1)		
	C2	The **left over** variable named the same in both places (1)		
	C3	Change , to +		(3)

Question	mp	Answer	Additional Guidance	Mark
1 (d)(i)	D1	Award 1 mark for adding a comment at the end of the line where there is relational operator: `20 if (letter == vowels[vowel]) // relational operator and selection`	May be on different line numbers	(1)

1 (d)(ii)	D2	Award one mark for adding a comment at the end of a line where iteration starts:
		`16 foreach (char letter in sentence) // iteration starts`
		`17 {`
		`18 for (vowel = 0; vowel < vowels.GetLength(0); vowel++) // iteration starts`
		`27 for (vowel = 0; vowel < vowels.GetLength(0); vowel++) // iteration starts`
			May be on different line numbers	(1)

1 (d)(iii)	D3	Award one mark for adding a comment at the end of the line where selection starts: `20 if (letter == vowels[vowel]) // relational operator and selection`	May be on different line numbers	(1)

1 (d)(iv)	D4	Award one mark for adding a comment at the end of a line where a data structure is initialised:
		`9 char[] vowels = {'a','e', 'i' ,'o','u' }; // data structure initialised`
		`10 int[] numVowels = { 0, 0, 0, 0, 0 }; // data structure initialised`
			May be on different line numbers	(1)

Question	mp	Answer	Additional Guidance	Mark
2 (a)	Award one mark for each of:		Logic of algorithm must be followed as set out. Alternatives must address each point. Do not penalise candidates who attempt more than the stated requirements. Don't penalise spelling mistakes and alternative wording of the output.	
	A1	At least one variable with a suitable variable name		
	A2	username = bard423		
	A3	password = nX2934?		
	A4	Loop used		
	A5	Username or password entered		
	A6	Username or password stored in variable(s)		
	A7	At least one suitable input message		
	A8	Checks username and password		
	A9	Appropriate error message(s) displays		
	A10	Welcome message displayed		(11)
	A11	Executing and producing correct output		
Code examples				
C#				

```
// Initialise variables
string username = "bard423";
string password = "nX2934?";
int count = 0;
string inputUsername = "";
string inputPassword = "";

// Print prompts, take and check user input
while (inputUsername != username | inputPassword != password)
{
    if (count > 0)
    {
        Console.WriteLine("There is a problem with the login details. Try again");
    }
    count++;
    Console.WriteLine("Enter your username");
    inputUsername = Console.ReadLine();
    Console.WriteLine("Enter your password");
    inputPassword = Console.ReadLine();
}
Console.WriteLine("Welcome");
Console.ReadKey();
```

<table>
<tr><th>Question</th><th>mp</th><th>Answer</th><th>Additional Guidance</th><th>Mark</th></tr>
<tr><td>2 (b)</td><td colspan="2">Award 1 mark for each correct condition.</td><td rowspan="5">Alternative alternatives e.g. Line 11 booksSold <=4 etc.</td><td rowspan="5">(4)</td></tr>
<tr><td></td><td>Condition</td><td>Output message</td></tr>
<tr><td>B1</td><td>Number of books sold is under 5 or profit made is under 5</td><td>Poor performance this week</td></tr>
<tr><td>B2</td><td>Number of books sold is over 20; profit made is at least 20</td><td>Sales and profit are excellent this week</td></tr>
<tr><td>B3</td><td>Number of books sold is at least 5; profit made is at least 10</td><td>Sales and profit are good this week</td></tr>
<tr><td>B4</td><td>All other inputs</td><td>Alert manager</td></tr>
<tr><td colspan="5">Code examples</td></tr>
<tr><td>C#</td><td colspan="4">

```
if(booksSold < 5 || profit < 5)
{
    Console.WriteLine("Poor performance this week");
}
else if(booksSold > 20 && profit >= 20)
{
    Console.WriteLine("Sales and profit are excellent this week");
}
else if(booksSold >=5 && profit >=10)
{
    Console.WriteLine("Sales and profit are good this week");
}
else
{
    Console.WriteLine("Alert manager");
}
```

</td></tr>
</table>

Question	mp	Answer	Additional Guidance	Mark
3 (a)	A1	Get plaintext and store in plaintext variable	Accept alternative wording Line numbers may be different compared to the examples shown When testing the completed code use lowercase for the input	(1)
	A2	Get key and store in key variable		(1)
	A3	Validate key		(1)
	A4	Open file to write		(1)
	A5	Write cipher text		(1)
	A6	Close file		(1)
	A7	Displays ciphertext		(1)
	A7	Executing and producing correct output to file and screen		(1)
Code examples				
C#				

```
18
19              //      Add your code to get the plaintext and convert it to lowercase
20              Console.Write("Enter the plaintext using lowercase letters: ");
21              plaintext = Console.ReadLine().ToLower();
```

```
22
23              //    Add your code to get the key and make sure the key is between 1 and 25
24              while (key < 1 || key > 25)
25              {
26                  Console.Write("Enter the key - a number between 1 and 25 ");
27                  key = Convert.ToInt32(Console.ReadLine());
28              }
```

```
56              // Add your code to write the ciphertext to a text file
57              System.IO.StreamWriter writer = new System.IO.StreamWriter("Cipher.txt");
58              writer.WriteLine(ciphertext);
59              writer.Close();
```

```
61              //      Add your code to display the ciphertext
62              Console.WriteLine("Cipher text is " + ciphertext);
```

Question	mp	Answer	Additional Guidance	Mark
4 (a)	A1	At least 1 variable has a meaningful name	Ignore spelling mistakes in input message	(7)
	A2	Product name requested using a suitable input message		
	A3	Random number generated that would be at least 10 **or** no higher than 30		
	A4	Random number generated that would be in the correct range 10 to 30		
	A5	First 3 letters of product name generated		
	A6	First 3 letters of product name and random number concatenated to generate productCode		
	A7	productCode and productName output in the same print statement		
Code examples				
C#		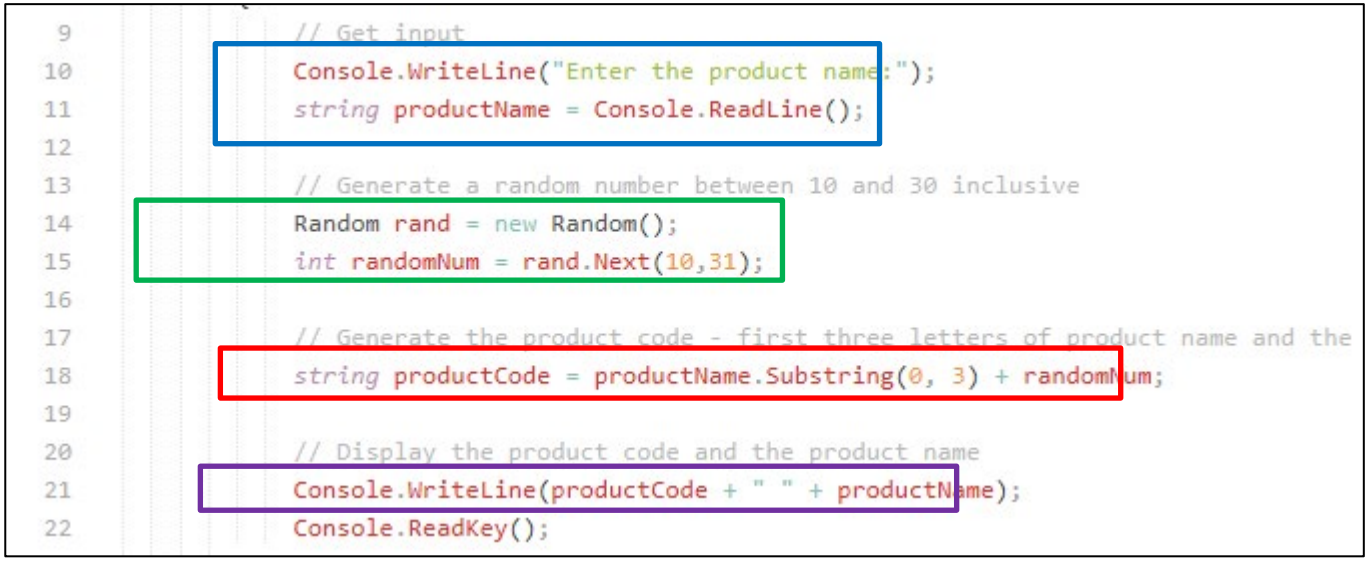		

```
9           // Get input
10          Console.WriteLine("Enter the product name:");
11          string productName = Console.ReadLine();
12
13          // Generate a random number between 10 and 30 inclusive
14          Random rand = new Random();
15          int randomNum = rand.Next(10,31);
16
17          // Generate the product code - first three letters of product name and the
18          string productCode = productName.Substring(0, 3) + randomNum;
19
20          // Display the product code and the product name
21          Console.WriteLine(productCode + " " + productName);
22          Console.ReadKey();
```

For Q5, the first 11 marks are for coding that matches requirements of task. The remaining 9 marks should be allocated on a best fit.

Question	mp	Answer	Additional Guidance	Mark
5		**addPlayerName()**		
	A1	Suitable prompt for player name and assigned to suitable variable		
		guessCapital()		
	A2	Ensure question can only be used once		
	A3	Question includes suitable message and country name		
	A4	Check made to see if guess is correct		
	A5	If guess correct score incremented		
	A6	If guess is incorrect suitable message displayed		
	A7	If guess incorrect country and its capital concatenated with message		
	A8	Repeated for five questions		
		Main Program		
	A9	Player name or score displayed		
	A10	At least one menuChoice calls correct subprogram		
	A11	Main program calls all three sub-programs correctly		(11)

Band 1 (1-3 marks)	Band 2 (4-6 marks)	Band 3 (7-9 marks)	Mark
Little attempt to decompose into component parts	Some attempt to decompose into component parts	The problem has been decomposed into component parts	
Some parts of the logic are clear and appropriate to the problem	Most parts of the logic are clear and mostly appropriate to the problem	The logic is clear and appropriate to the problem	
Some appropriate use and manipulation of data types, variables, data structures and program constructs	The use and manipulation of data types, variables and data structures and program constructs is mostly appropriate	The use and manipulation of data types, variables and data structures and program constructs is appropriate	
Parts of the code are clear and readable	Code is mostly clear and readable	Code is clear and readable	
Finished program will not be flexible enough with other data sets or input	Finished program will function with some but not all other data sets or input	Finished program could be used with other data sets or input	
The program meets some of the given requirements	The program meets most of the given requirements	The program fully meets the given requirements	(9)

Code examples

C#

Add player name function

```
string player = "";

while (player == "")
{
    Console.Write("Enter your player name: ");
    player = Console.ReadLine();
    Console.WriteLine(player);
}
return player;
```

Main program

```
                if (menuChoice == 1)
                {
                    playerName = AddPlayerName();
                }
                else if (menuChoice == 2)
                {
                    score = GuessCapital();
                }
                else
                {
                    Console.Write("Well done " + playerName +". The score is "+ score);
                }
            }
        }
    }
}
```

Guess capital city function

```
// Add your code here
int questionCount = 1;
int questionScore = 0;

// Ask 5 questions
while (questionCount <= 5)
{
    int questionChoice = -1;
    string questionNumbers = "";

    // Build a string containing the question numbers available
    foreach (int question in questions)
    {
        if (question != 0)
        {
            questionNumbers += question.ToString() + " ";
        }
    }

    // Ensure valid question number is chosen
    while (!questionNumbers.Contains(questionChoice.ToString()))
    {
        Console.Write("Pick a number from " + questionNumbers);
        questionChoice = Int32.Parse(Console.ReadLine());
    }
```

```
    // Get the country and its capital
    string country = countries[questionChoice - 1];
    string capital = capitals[questionChoice - 1]; ;

    // Display the country and get the guess
    Console.Write("What is the capital of " + country + "? ");
    string guess = Console.ReadLine().ToLower();

    // If the guess is correct display message and increment score
    if (guess == capital.ToLower())
    {
        Console.WriteLine("Well done you guessed correctly");
        questionScore ++;
    }
    else
    // Otherwise display the country name and correct capital
    {
        Console.WriteLine("You did not guess correctly. The capital of " + country + " is " + capital);
    }

    // Increment the number of questions asked
    questionCount++;

    // Set the question number to 0 so that it cannot be guessed again
    questions[questionChoice - 1] = 0;
}

// Return the score to the main menu
return questionScore;
```

Pearson Education Limited. Registered company number 872828
with its registered office at 80 Strand, London, WC2R 0RL, United Kingdom



Mark Scheme (Provisional)

Summer 2021

Pearson Edexcel International GCSE
in Computer Science (4CP0_2A)
Paper 02: Application of Computational Thinking – Python

Edexcel and BTEC Qualifications

Edexcel and BTEC qualifications are awarded by Pearson, the UK's largest awarding body. We provide a wide range of qualifications including academic, vocational, occupational and specific programmes for employers. For further information visit our qualifications websites at www.edexcel.com or www.btec.co.uk. Alternatively, you can get in touch with us using the details on our contact us page at www.edexcel.com/contactus.

Pearson: helping people progress, everywhere

Pearson aspires to be the world's leading learning company. Our aim is to help everyone progress in their lives through education. We believe in every kind of learning, for all kinds of people, wherever they are in the world. We've been involved in education for over 150 years, and by working across 70 countries, in 100 languages, we have built an international reputation for our commitment to high standards and raising achievement through innovation in education. Find out more about how we can help you and your students at: www.pearson.com/uk

Summer 2021
Question Paper Log Number P66490A
Publications Code 4CP0_2A_2106_MS
All the material in this publication is copyright
© Pearson Education Ltd 2021

General Marking Guidance

- All candidates must receive the same treatment. Examiners must mark the first candidate in exactly the same way as they mark the last.
- Mark schemes should be applied positively. Candidates must be rewarded for what they have shown they can do rather than penalised for omissions.
- Examiners should mark according to the mark scheme not according to their perception of where the grade boundaries may lie.
- There is no ceiling on achievement. All marks on the mark scheme should be used appropriately.
- All the marks on the mark scheme are designed to be awarded. Examiners should always award full marks if deserved, i.e. if the answer matches the mark scheme. Examiners should also be prepared to award zero marks if the candidate's response is not worthy of credit according to the mark scheme.
- Where some judgement is required, mark schemes will provide the principles by which marks will be awarded and exemplification may be limited.
- When examiners are in doubt regarding the application of the mark scheme to a candidate's response, the team leader must be consulted.
- Crossed out work should be marked UNLESS the candidate has replaced it with an alternative response.

Theory Mark Scheme

Question	mp	Answer	Additional Guidance	Mark
1 (a)	A1	**1. The only correct answer is B** *A is not correct because as it is an arithmetic operator* *C is not correct because as it is a relational operator* *D is not correct because as it is a relational operator*		(1)

Question	mp	Answer	Additional Guidance	Mark
1 (b)	B1 B2	Award up to 2 marks for a linked description such as: • 1D represents items as a list (1), 2D as a table (1) • 1D is a row (1), 2D is a table (1) • Each element in 1D is a single value (1), each element in 2D is a 1D array (1)	Ignore capitalisation	(2)

Question	mp	Answer			Additional Guidance	Mark
2 (c)	Award 1 mark for each set of test data.					
	C1 C2 C3		**Test data**	**Expected results**		
		booksSold profit	Either of • booksSold = 4 • profit = 4	Poor performances this week		
		booksSold profit	5 10	Sales and profit are good this week		
		booksSold profit	21 20	Sales and profit are excellent this week		(3)

Question	mp	Answer	Additional Guidance	Mark
3 (b)	B1	Award up to 2 marks for a linked explanation such as: • The number of keys are limited (1) making it easy to use brute force to decrypt (1) • It can be easy to find commonly used letters (e.g. E) (1) and guess the key (1)	Accept alternative similar wording.	(2)

Question	mp	Answer	Additional Guidance	Mark
3 (c)		Award 1 mark each up to a maximum of 4 for: Encrypted letter: f l m k t r w h e e Keyword letter: t h i r t y t h i r Decrypted letter: m e e t a t d a w n		
	C1	Ciphertext mapped to keyword in row 2 (1)		
	C2	At least one letter decrypted correctly (1)		
	C3	At least one word decrypted correctly (1)		
	C4	Decrypted message 'meet at dawn' (1)		(4)

Question	mp	Answer	Additional Guidance	Mark
3 (d)(i)	D1	Award 1 mark for: • cipherLetter / a single encrypted letter (1)	Do not accept word/message/text	(1)
3 (d)(ii)	D2	Award 1 mark for any of: • keywordLetter • plaintextLetter	Ignore case	(1)
3 (d)(iii)	D2	Award 1 mark for any of: • subprogram that is already defined • subprogram that is already written • subprogram that is already compiled • subprogram that can be called without having to write code for it		(1)

<table>
<tr><th>Question</th><th>mp</th><th>Answer</th><th>Additional Guidance</th><th>Mark</th></tr>
<tr><td>4 (b)(i)</td><td>B1</td><td>Award up to 2 marks for a linked explanation:
binary search can be quicker than a linear search (1) as it does not have to examine each item in the list (1)
binary search halves the list each time (1) so it can be faster to find an item (1)
binary search requires fewer comparisons than a linear search to establish an item is not in the list (1) because the linear list would need to compare each item before establishing this (1)</td><td></td><td>(2)</td></tr>
<tr><td rowspan="6">4 (b)(ii)</td><td colspan="3">Correct answer<table><tr><th>Position in list</th><th>Product code</th><th>Order examined</th></tr><tr><td>1</td><td>ark11</td><td></td></tr><tr><td>2</td><td>asp11</td><td></td></tr><tr><td>3</td><td>bar13</td><td></td></tr><tr><td>4</td><td>dri15</td><td>1</td></tr><tr><td>5</td><td>mil19</td><td></td></tr><tr><td>6</td><td>rib10</td><td>2</td></tr><tr><td>7</td><td>str15</td><td>3</td></tr><tr><td>8</td><td>tor16</td><td></td></tr></table>Award one mark for each correct value in order column</td><td></td><td>(4)</td></tr>
<tr><td>B2</td><td>Start of search correct</td><td>Accept 5 and 7 for B2 and B3 (2 marks)</td><td rowspan="4"></td></tr>
<tr><td>B3</td><td>Second search item correct</td><td>Follow through if start of search incorrect</td></tr>
<tr><td>B4</td><td>Third search item correct</td><td>Follow through if start of search incorrect</td></tr>
<tr><td>B5</td><td>All correct</td><td></td></tr>
<tr><td>4 (b)(iii)</td><td>B6</td><td>Award 1 mark for:
3 or $\log_2 n + 1$</td><td></td><td>(1)</td></tr>
<tr><td>4 (b)(iv)</td><td>B7</td><td>Award 1 mark for any of:
bubble sort
merge sort</td><td>Accept any known sorting algorithm</td><td>(1)</td></tr>
</table>

Python Code Mark Scheme

Question	mp	Answer	Additional Guidance	Mark
1 (c)	C1	Change num_twenties == to num_twenties = (1)		
	C2	The **left over** variable named the same in both places (1)		
	C3	Add + before str(left_over) over in final print statement (1)		(3)

Question	mp	Answer	Additional Guidance	Mark
1 (d) (i)	D1	Award 1 mark for adding a comment at the end of the line where there is relational operator: Python `10  if vowel == letter:  # relational operator and selection`	May be on different line number	(1)

1 (d) (ii)	D2	Award one mark for adding a comment at the end of a line where iteration starts:
		
		`8  for letter in sentence:  # iteration starts`
		`9  for vowel in vowels: # iteration starts`
		`14  for vowel in vowels:  # iteration starts`
			May be on different line numbers	(1)

1 (d) (iii)	D3	Award one mark for adding a comment at the end of the line where selection starts: `10  if vowel == letter:  # relational operator and selection`	May be on different line numbers	(1)

1 (d) (iv)	D4	Award one mark for adding a comment at the end of a line where a data structure is initialised:
		
		`3  vowels = ["a","e","i","o","u"] # data structure initalised`
		`4  numVowels = [0,0,0,0,0] # data structure initalised`
			May be on different line numbers	(1)

Question	mp	Answer	Additional Guidance	Mark
2 (a)	Award one mark for each of:		Logic of algorithm must be followed as set out. Alternatives must address each point. Do not penalise candidates who attempt more than the stated requirements. Don't penalise spelling mistakes and alternative wording of the output.	(11)
	A1	At least one variable with a suitable variable name		
	A2	username = bard423		
	A3	password = nX2934?		
	A4	Loop used		
	A5	Username or password entered		
	A6	Username or password stored in variable(s)		
	A7	At least one suitable input message		
	A8	Checks username and password		
	A9	Appropriate error message(s) displays		
	A10	Welcome message displayed		
	A11	Executing and producing correct output		
Code example				
Python				

```python
# Initialise variables
username = "bard423"
password = "nX2934?"
count = 0
inputUsername = ""
inputPassword = ""

# Print promts, take and check input from user
while inputUsername != username or inputPassword != password:
    if count > 0:
        print("There is a problem with the login details. Try again")
    count = count + 1
    inputUsername = input("Enter your username ")
    inputPassword = input("Enter your password ")
print("Welcome")
```

<table>
<tr><th>Question</th><th>mp</th><th>Answer</th><th>Additional Guidance</th><th>Mark</th></tr>
<tr><td rowspan="6">2 (b)</td><td colspan="2">Award 1 mark for each correct condition.</td><td rowspan="5">Alternative alternatives e.g.
Line 11 booksSold <=4 etc.</td><td rowspan="5">(4)</td></tr>
<tr><td></td><td>Condition</td><td>Output message</td></tr>
<tr><td>B1</td><td>Number of books sold is under 5 or profit made is under 5</td><td>Poor performance this week</td></tr>
<tr><td>B2</td><td>Number of books sold is over 20; profit made is at least 20</td><td>Sales and profit are excellent this week</td></tr>
<tr><td>B3</td><td>Number of books sold is at least 5; profit made is at least 10</td><td>Sales and profit are good this week</td></tr>
<tr><td>B4</td><td>All other inputs</td><td>Alert manager</td></tr>
<tr><td colspan="5">Code example</td></tr>
<tr><td>Python</td><td colspan="4">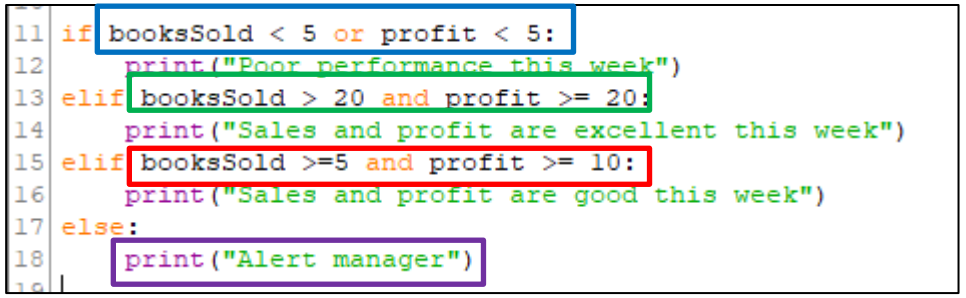
</td></tr>
</table>

Question	mp	Answer	Additional Guidance	Mark
3 (a)	A1	Get plaintext and store in plaintext variable	Accept alternative wording Line numbers may be different compared to the examples shown When testing the completed code use lowercase for the input	(1)
	A2	Get key and store in key variable		(1)
	A3	Validate key		(1)
	A4	Open file to write		(1)
	A5	Write cipher text		(1)
	A6	Close file		(1)
	A7	Displays ciphertext		(1)
	A8	Executing and producing correct output to file and screen		(1)
Code examples				
Python				

```
15
16 #       Add your code to get the plaintext and convert it to lowercase
17 plaintext = input("Enter the plaintext using lowercase letters: ")
18 plaintext = plaintext.lower()
```

```
# Add your code to get the key and make sure the key is between 1 and 25
while key < 1 or key > 25:
    key = int(input("Enter the key - a number between 1 and 25 "))
```

```
39 # Add your code to write the ciphertext to a text file
40 cipherFile = open("Cipher.txt", "w")
41 cipherFile.write(ciphertext)
42 cipherFile.close()
```

```
41 #       Add your code to display the ciphertext
42 print("The ciphertext message is:",ciphertext)
```

Question	mp	Answer	Additional Guidance	Mark
4 (a)	A1	At least 1 variable has a meaningful name	Ignore spelling mistakes in input message	(7)
	A2	Product name requested using a suitable input message		
	A3	Random number generated that would be at least 10 **or** no higher than 30		
	A4	Random number generated that would be in the correct range 10 to 30		
	A5	First 3 letters of product name generated		
	A6	First 3 letters of product name and random number concatenated to generate productCode		
	A7	productCode and productName output in the same print statement		
Code examples				
Python		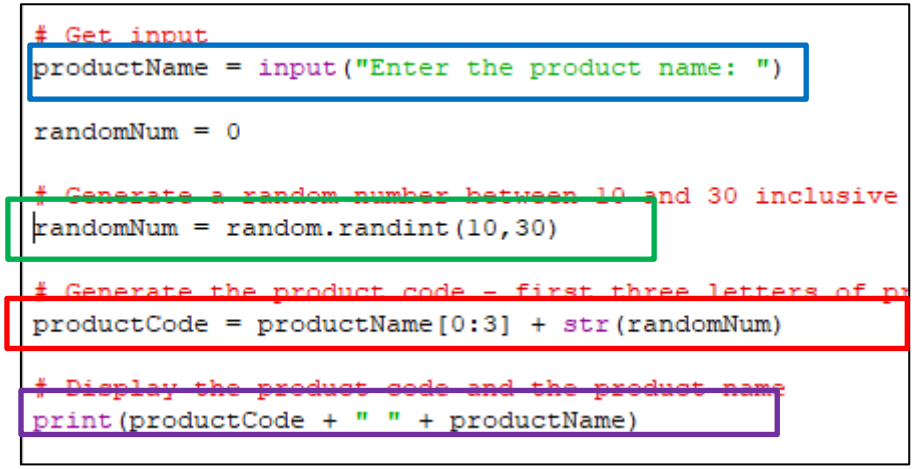		

```
# Get input
productName = input("Enter the product name: ")

randomNum = 0

# Generate a random number between 10 and 30 inclusive
randomNum = random.randint(10,30)

# Generate the product code - first three letters of pr
productCode = productName[0:3] + str(randomNum)

# Display the product code and the product name
print(productCode + " " + productName)
```

For Q5, the first 11 marks are for coding that matches requirements of task. The remaining 9 marks should be allocated on a best fit.

Question	mp	Answer	Additional Guidance	Mark
5		**addPlayerName()**		
	A1	Suitable prompt for player name and assigned to suitable variable		
		guessCapital()		
	A2	Ensure question can only be used once		
	A3	Question includes suitable message and country name		
	A4	Check made to see if guess is correct		
	A5	If guess correct score incremented		
	A6	If guess is incorrect suitable message displayed		
	A7	If guess incorrect country and its capital concatenated with message		
	A8	Repeated for five questions		
		Main Program		
	A9	Player name or score displayed		
	A10	At least one menuChoice calls correct subprogram		
	A11	Main program calls all three sub-programs correctly		(11)

Band 1 (1-3 marks)	Band 2 (4-6 marks)	Band 3 (7-9 marks)	Mark
Little attempt to decompose into component parts	Some attempt to decompose into component parts	The problem has been decomposed into component parts	
Some parts of the logic are clear and appropriate to the problem	Most parts of the logic are clear and mostly appropriate to the problem	The logic is clear and appropriate to the problem	
Some appropriate use and manipulation of data types, variables, data structures and program constructs	The use and manipulation of data types, variables and data structures and program constructs is mostly appropriate	The use and manipulation of data types, variables and data structures and program constructs is appropriate	
Parts of the code are clear and readable	Code is mostly clear and readable	Code is clear and readable	
Finished program will not be flexible enough with other data sets or input	Finished program will function with some but not all other data sets or input	Finished program could be used with other data sets or input	
The program meets some of the given requirements	The program meets most of the given requirements	The program fully meets the given requirements	(9)

Code examples	
Python	**Add player name function** **Main program**

```
    player = ""
    while(player == ""):
        player = input("Enter your player name ")
    return player
#-----------------------------------------------------
```

```
menuChoice = 0
score = 0
playerName = ""

while menuChoice != 3:
    displayMenu()
    menuChoice = getMenuChoice()

    # Add your code to:
    #   call the relevant subprogram if the menu choice is 1 or 2
    #   display the player name and the score if the menu choice is 3
    if menuChoice == 1:
        playerName = addPlayerName()
    elif menuChoice == 2:
        score = guessCapital()
    else:
        print("Well done "+ playerName + ". The score is " + str(score))
```

Guess capital city function

```
# Add your code here
questionCount = 1
questionScore = 0

# Ask 5 questions
while questionCount <= 5:

    questionChoice = -1
    questionNumbers = ""

    # Build a string containing the question numbers available
    for question in questions:
        if question != 0:
         questionNumbers += str(question) + " "

    # Ensure valid question number is chosen
    while str(questionChoice) not in questionNumbers:
        questionChoice = int(input("Pick a number from " + questionNumbers))

    # Get the country and its capital
    country = countries[questionChoice - 1]
    capital = capitals[questionChoice - 1]

    # Display the country and get the guess
    guess = input("What is the capital of " + country + "? ").lower()

    # If the guess is correct display message and increment score
    if guess == capital.lower():
        print("Well done, you guessed correctly")
        questionScore += 1
    else:
        # Otherwise display the country name and correct capital
        print("You did not guess correctly. The capital of " + country + " is " + capital)

    # Increment the number of questions asked
    questionCount = questionCount + 1

    # Set the question number to 0 so that it cannot be guessed again
    questions[questionChoice - 1] = 0;
    questions[questionChoice - 1] = 0;

# return the score to the main menu
return questionScore
```

Pearson Education Limited. Registered company number 872828
with its registered office at 80 Strand, London, WC2R 0RL, United Kingdom