

Please check the examination details below before entering your candidate information

Candidate surname					Other names			
Centre Number					Candidate Number			
Pearson Edexcel International GCSE (9–1)								
Wednesday 12 June 2019								
Morning (Time: 1 hour 15 minutes)					Paper Reference 4CH1/2CR			
Chemistry								
Unit: 4CH1								
Paper: 2CR								
You must have: Calculator							Total Marks	

Instructions

- Use **black** ink or ball-point pen.
- **Fill in the boxes** at the top of this page with your name, centre number and candidate number.
- Answer **all** questions.
- Answer the questions in the spaces provided
– *there may be more space than you need.*
- Show all the steps in any calculations and state the units.
- Some questions must be answered with a cross in a box . If you change your mind about an answer, put a line through the box and then mark your new answer with a cross .

Information

- The total mark for this paper is 70.
- The marks for **each** question are shown in brackets
– *use this as a guide as to how much time to spend on each question.*

Advice

- Read each question carefully before you start to answer it.
- Write your answers neatly and in good English.
- Try to answer every question.
- Check your answers if you have time at the end.

Turn over ►

P60183A

©2019 Pearson Education Ltd.

1/1/1/1/1/1/1/1/




Pearson

The Periodic Table of the Elements

1	2	3	4	5	6	7	0								
7 Li lithium 3	9 Be beryllium 4	23 Na sodium 11	24 Mg magnesium 12	39 K potassium 19	40 Ca calcium 20	85 Rb rubidium 37	88 Sr strontium 38	133 Cs caesium 55	[223] Fr francium 87						
45 Sc scandium 21	48 Ti titanium 22	51 V vanadium 23	52 Cr chromium 24	55 Mn manganese 25	56 Fe iron 26	59 Ni nickel 28	59 Co cobalt 27	63.5 Cu copper 29	65 Zn zinc 30	70 Ga gallium 31	73 Ge germanium 32	75 As arsenic 33	79 Se selenium 34	80 Br bromine 35	84 Kr krypton 36
89 Y yttrium 39	91 Zr zirconium 40	93 Nb niobium 41	96 Mo molybdenum 42	[98] Tc technetium 43	101 Ru ruthenium 44	106 Pd palladium 46	103 Rh rhodium 45	108 Ag silver 47	112 Cd cadmium 48	115 In indium 49	119 Sn tin 50	122 Sb antimony 51	128 Te tellurium 52	127 I iodine 53	131 Xe xenon 54
139 La* lanthanum 57	178 Hf hafnium 72	181 Ta tantalum 73	184 W tungsten 74	186 Re rhenium 75	190 Os osmium 76	195 Pt platinum 78	192 Ir iridium 77	197 Au gold 79	201 Hg mercury 80	204 Tl thallium 81	207 Pb lead 82	209 Bi bismuth 83	[209] Po polonium 84	[210] At astatine 85	[222] Rn radon 86
[226] Ra radium 88	[261] Rf rutherfordium 104	[262] Db dubnium 105	[266] Sg seaborgium 106	[264] Bh bohrium 107	[277] Hs hassium 108	[271] Ds darmstadtium 110	[268] Mt meitnerium 109	[272] Rg roentgenium 111	Elements with atomic numbers 112-116 have been reported but not fully authenticated						

1	H
hydrogen	1

relative atomic mass
atomic symbol
name
atomic (proton) number

* The lanthanoids (atomic numbers 58-71) and the actinoids (atomic numbers 90-103) have been omitted.

The relative atomic masses of copper and chlorine have not been rounded to the nearest whole number.

DO NOT WRITE IN THIS AREA

DO NOT WRITE IN THIS AREA

DO NOT WRITE IN THIS AREA

DO NOT WRITE IN THIS AREA

DO NOT WRITE IN THIS AREA

DO NOT WRITE IN THIS AREA



Answer ALL questions.

1 This question is about gases in the atmosphere.

(a) The box gives the names of some gases in the atmosphere.

argon	carbon dioxide	helium
nitrogen	oxygen	

Use gases from the box to answer the questions.

Each gas may be used once, more than once or not at all.

(i) Identify the two noble gases. (1)

(ii) Identify the gas that is a compound. (1)

(iii) Identify the most abundant gas in the atmosphere. (1)

(iv) Identify the greenhouse gas. (1)

(b) Describe the test for oxygen. (1)

(Total for Question 1 = 5 marks)

DO NOT WRITE IN THIS AREA

DO NOT WRITE IN THIS AREA

DO NOT WRITE IN THIS AREA

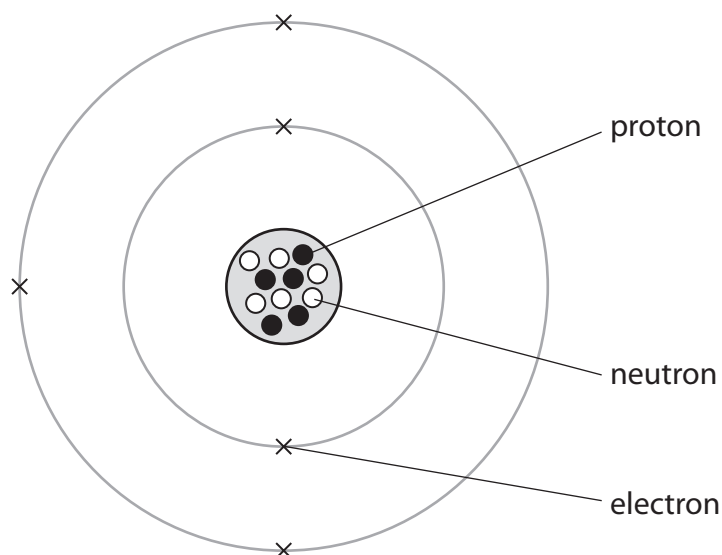
DO NOT WRITE IN THIS AREA

DO NOT WRITE IN THIS AREA

DO NOT WRITE IN THIS AREA



2 The diagram represents an atom of boron.



(a) Use information from the diagram to complete the table.

The first row has been done for you.

(5)

atomic number	5
mass number	
number of neutrons	
group in the Periodic Table that contains boron	
period in the Periodic Table that contains boron	
electronic configuration of an atom of boron	

DO NOT WRITE IN THIS AREA

DO NOT WRITE IN THIS AREA

DO NOT WRITE IN THIS AREA

DO NOT WRITE IN THIS AREA

DO NOT WRITE IN THIS AREA

DO NOT WRITE IN THIS AREA



(b) Boron has two isotopes, boron-10 and boron-11.

A sample of boron contains 18.7% of boron-10 and 81.3% of boron-11.

Calculate the relative atomic mass of this sample of boron.

(2)

relative atomic mass =

(Total for Question 2 = 7 marks)

DO NOT WRITE IN THIS AREA

DO NOT WRITE IN THIS AREA

DO NOT WRITE IN THIS AREA

DO NOT WRITE IN THIS AREA

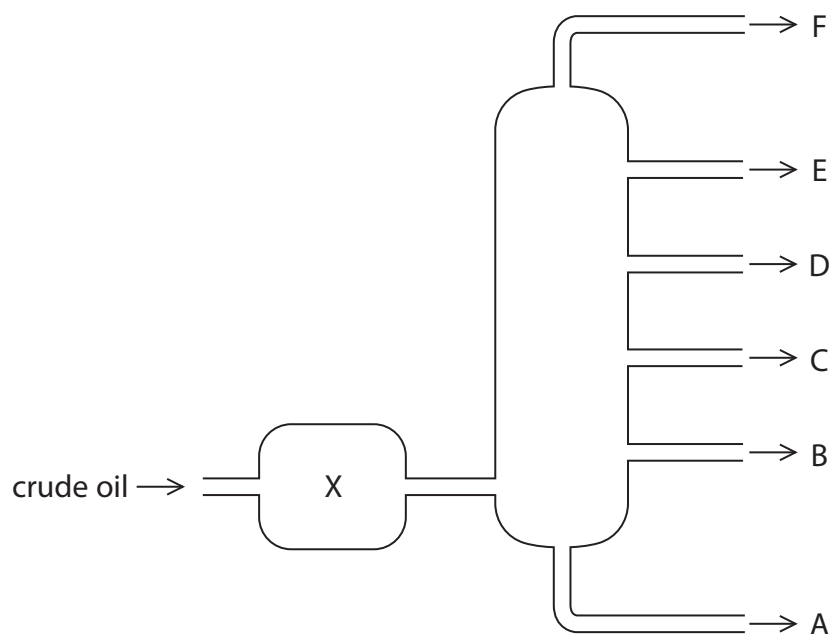
DO NOT WRITE IN THIS AREA

DO NOT WRITE IN THIS AREA



3 Crude oil is an important source of organic compounds.

(a) The diagram shows crude oil being separated into different fractions.



(i) Name the process used to separate crude oil into different fractions.

(1)

(ii) State what happens to the crude oil at X.

(1)

DO NOT WRITE IN THIS AREA

DO NOT WRITE IN THIS AREA

DO NOT WRITE IN THIS AREA

DO NOT WRITE IN THIS AREA

DO NOT WRITE IN THIS AREA

DO NOT WRITE IN THIS AREA



(iii) Describe the differences between fraction B and fraction E.

In your answer, refer to

- size of the molecules
- boiling point
- colour
- viscosity

(4)

.....

.....

.....

.....

.....

.....

.....

.....

.....

(b) Crude oil often contains sulfur as an impurity.

Explain why this is a problem when using crude oil fractions as fuels.

(2)

.....

.....

.....

.....

(Total for Question 3 = 8 marks)

DO NOT WRITE IN THIS AREA

DO NOT WRITE IN THIS AREA

DO NOT WRITE IN THIS AREA

DO NOT WRITE IN THIS AREA

DO NOT WRITE IN THIS AREA

DO NOT WRITE IN THIS AREA





DO NOT WRITE IN THIS AREA

DO NOT WRITE IN THIS AREA

DO NOT WRITE IN THIS AREA

DO NOT WRITE IN THIS AREA

DO NOT WRITE IN THIS AREA

DO NOT WRITE IN THIS AREA

BLANK PAGE



4 This question is about the halogens and their compounds.

(a) The table gives the colour and physical state at room temperature of the halogens.

Complete the table by predicting the colour of astatine and the physical state of fluorine at room temperature.

(2)

Halogen	Colour	Physical state at room temperature
fluorine	pale yellow	
chlorine	pale green	gas
bromine	red-brown	liquid
iodine	dark grey	solid
astatine		solid

(b) Chlorine gas is bubbled into a colourless solution of potassium bromide.

Explain why the solution turns orange.

(2)

.....

.....

.....

.....

(c) Potassium bromide is an ionic compound.

Draw diagrams to show the outer electrons in a potassium ion and in a bromide ion.

Include the charges on the ions.

(3)

potassium ion	bromide ion
---------------	-------------



(d) A student sets up a circuit to test the electrical conductivity of water, solid sodium chloride and aqueous sodium chloride.

The table shows the student's results.

Substance	Conducts electricity?
water	no
solid sodium chloride	no
aqueous sodium chloride	yes

Explain these results, with reference to the structure and bonding of the substances.

(5)

.....

.....

.....

.....

.....

.....

.....

.....

.....

.....

.....

.....

.....

.....

.....

.....

.....

.....

.....

.....

.....

.....

.....

.....

DO NOT WRITE IN THIS AREA

DO NOT WRITE IN THIS AREA

DO NOT WRITE IN THIS AREA

DO NOT WRITE IN THIS AREA

DO NOT WRITE IN THIS AREA

DO NOT WRITE IN THIS AREA



- (e) A concentrated aqueous solution of sodium chloride is electrolysed using graphite electrodes.

Chlorine is formed at the positive electrode (anode).

- (i) Give an ionic half-equation for the formation of chlorine at the positive electrode. (1)

- (ii) State why this ionic half-equation represents an oxidation reaction. (1)

- (iii) Which substance is formed at the negative electrode (cathode)? (1)

- A hydrogen
 B oxygen
 C sodium
 D water

(Total for Question 4 = 15 marks)




5 This question is about the reactions of carboxylic acids.

(a) Carboxylic acids react with solutions of metal carbonates.

(i) Complete the chemical equation for the reaction of ethanoic acid, CH_3COOH , with potassium carbonate solution.

(2)



(ii) State what you would see in this reaction.

(1)

(b) The ester, ethyl ethanoate, can be prepared by reacting ethanol with ethanoic acid.

This is the method for the preparation.

- mix equal amounts of ethanoic acid and ethanol in a boiling tube
- add a few drops of concentrated sulfuric acid
- place the boiling tube in a hot water bath for several minutes

(i) State the role of concentrated sulfuric acid in this reaction.

(1)

(ii) Suggest why the mixture is heated in a water bath rather than directly with a Bunsen burner flame.

(1)

(iii) State how you would know that ethyl ethanoate has formed.

(1)

DO NOT WRITE IN THIS AREA

DO NOT WRITE IN THIS AREA

DO NOT WRITE IN THIS AREA

DO NOT WRITE IN THIS AREA

DO NOT WRITE IN THIS AREA

DO NOT WRITE IN THIS AREA



(c) Another ester, methyl propanoate, can be prepared by reacting methanol with propanoic acid.

(i) Draw the displayed formulae of methanol, propanoic acid and the ester, methyl propanoate.

(3)

methanol	propanoic acid
----------	----------------

methyl propanoate

(ii) Give the name of the other product of this reaction.

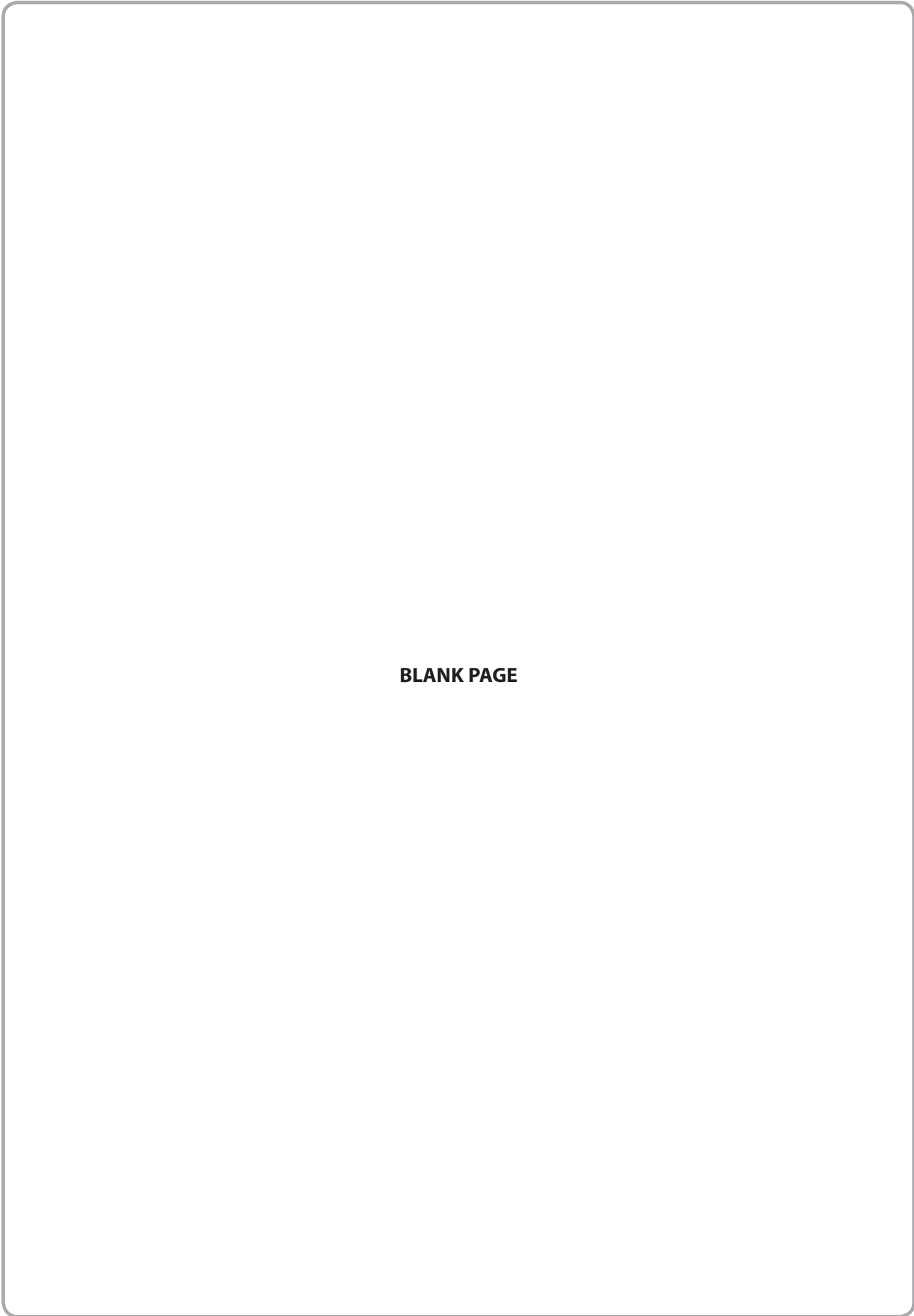
(1)

(d) Give one use of esters.

(1)

(Total for Question 5 = 11 marks)





BLANK PAGE

DO NOT WRITE IN THIS AREA

DO NOT WRITE IN THIS AREA

DO NOT WRITE IN THIS AREA

DO NOT WRITE IN THIS AREA

DO NOT WRITE IN THIS AREA

DO NOT WRITE IN THIS AREA



6 When a bottle of wine is left open for several days, some of the ethanol in the wine turns to ethanoic acid, CH_3COOH

(a) A scientist uses a titration method to investigate how much ethanoic acid is formed if a bottle of white wine is left open for one week.

She uses this method.

- fill a burette with the white wine and record the reading
- add 25.0 cm^3 of sodium hydroxide solution to a conical flask
- add a few drops of phenolphthalein indicator to the flask
- swirl the flask continuously while adding wine from the burette
- add the wine drop by drop near the end point
- record the reading at the end point

(i) Name the piece of apparatus that would be most suitable for measuring the 25.0 cm^3 of sodium hydroxide solution.

(1)

(ii) Suggest why red wine would not be suitable to use for this investigation.

(1)

(iii) State why she swirls the flask continuously.

(1)

(iv) State why she adds the wine drop by drop near the end point.

(1)



DO NOT WRITE IN THIS AREA

DO NOT WRITE IN THIS AREA

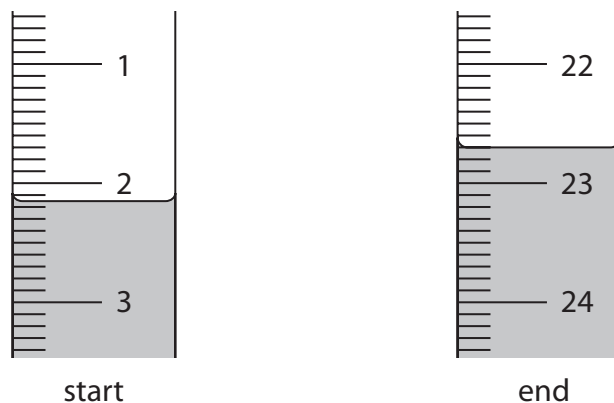
DO NOT WRITE IN THIS AREA

DO NOT WRITE IN THIS AREA

DO NOT WRITE IN THIS AREA

DO NOT WRITE IN THIS AREA

(b) The diagram shows the burette readings at the start and end of one of the titrations.



Use the readings to complete the table.

Give your values to the nearest 0.05 cm³.

(3)

burette reading at end	
burette reading at start	
volume of wine added in cm ³	

(c) The scientist repeats the titration four more times.

The table shows her results for these four titrations.

titration number	1	2	3	4
volume of wine added in cm ³	20.40	20.10	20.35	20.45
concordant results				

Concordant results are those within 0.20 cm³ of each other.

(i) Add ticks (✓) to the table to show the concordant results.

(1)

(ii) Use your ticked results to calculate the mean (average) volume of wine added.

(2)

mean volume of wine added = cm³

DO NOT WRITE IN THIS AREA

DO NOT WRITE IN THIS AREA

DO NOT WRITE IN THIS AREA

DO NOT WRITE IN THIS AREA

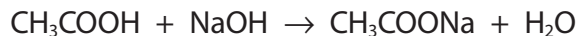
DO NOT WRITE IN THIS AREA

DO NOT WRITE IN THIS AREA



- (d) Another scientist repeats the titration with a different bottle of white wine that has been left open for a week.

The equation for the reaction that occurs in this titration is



The mean volume of wine added is 19.50 cm³.

- (i) The concentration of the sodium hydroxide solution is 0.0500 mol/dm³.

Calculate the amount, in moles, of NaOH in 25.0 cm³ of sodium hydroxide solution. (2)

amount of NaOH = mol

- (ii) Deduce the amount, in moles, of CH₃COOH in 19.50 cm³ of the wine. (1)

amount of CH₃COOH = mol

- (iii) Calculate the concentration, in mol/dm³, of CH₃COOH in the wine. (2)

concentration of CH₃COOH = mol/dm³

(Total for Question 6 = 15 marks)

DO NOT WRITE IN THIS AREA

DO NOT WRITE IN THIS AREA

DO NOT WRITE IN THIS AREA

DO NOT WRITE IN THIS AREA

DO NOT WRITE IN THIS AREA

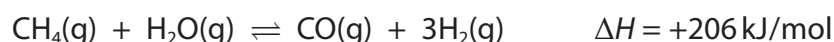
DO NOT WRITE IN THIS AREA



7 Hydrogen gas can be produced by reacting a mixture of methane and steam in the presence of a nickel catalyst.

The reaction conditions are a temperature of 700 °C and a pressure of 5 atmospheres.

The equation for the reaction is



(a) What does the symbol \rightleftharpoons represent?

(1)

(b) (i) The mixture of methane and steam is heated to a temperature greater than 700 °C but the pressure is kept at 5 atmospheres.

Predict the effect of this change on the yield of hydrogen at equilibrium, giving a reason for your answer.

(2)

(ii) The mixture of methane and steam is kept at the same temperature of 700 °C but the pressure is increased to more than 5 atmospheres.

Predict the effect of this change on the yield of hydrogen at equilibrium, giving a reason for your answer.

(2)

DO NOT WRITE IN THIS AREA

DO NOT WRITE IN THIS AREA

DO NOT WRITE IN THIS AREA

DO NOT WRITE IN THIS AREA

DO NOT WRITE IN THIS AREA

DO NOT WRITE IN THIS AREA



(c) Calculate the volume, in dm^3 , of hydrogen gas at rtp that is produced when 10 tonnes of methane gas completely react with steam.

[molar volume of hydrogen at rtp is 24 dm^3]

Give your answer in standard form.

(4)

volume of hydrogen = dm^3

(Total for Question 7 = 9 marks)

TOTAL FOR PAPER = 70 MARKS





DO NOT WRITE IN THIS AREA

DO NOT WRITE IN THIS AREA

DO NOT WRITE IN THIS AREA

BLANK PAGE

