

Please check the examination details below before entering your candidate information

Candidate surname

Other names

Pearson Edexcel
International
Advanced Level

Centre Number

| | | | | |
|--|--|--|--|--|
| | | | | |
|--|--|--|--|--|

Candidate Number

| | | | |
|--|--|--|--|
| | | | |
|--|--|--|--|

Tuesday 8 January 2019

Morning (Time: 1 hour 30 minutes)

Paper Reference **WMA11/01**

Mathematics
Advanced Subsidiary
Pure Mathematics P1

You must have:

Mathematical Formulae and Statistical Tables (Lilac), calculator

Total Marks

Candidates may use any calculator allowed by the regulations of the Joint Council for Qualifications. Calculators must not have the facility for symbolic algebra manipulation, differentiation and integration, or have retrievable mathematical formulae stored in them.

Instructions

- Use **black** ink or ball-point pen.
- If pencil is used for diagrams/sketches/graphs it must be dark (HB or B).
- **Fill in the boxes** at the top of this page with your name, centre number and candidate number.
- Answer **all** questions and ensure that your answers to parts of questions are clearly labelled.
- Answer the questions in the spaces provided
– *there may be more space than you need.*
- You should show sufficient working to make your methods clear. Answers without working may not gain full credit.
- Inexact answers should be given to three significant figures unless otherwise stated.

Information

- A booklet 'Mathematical Formulae and Statistical Tables' is provided.
- There are 12 questions in this question paper. The total mark for this paper is 75.
- The marks for **each** question are shown in brackets
– *use this as a guide as to how much time to spend on each question.*

Advice

- Read each question carefully before you start to answer it.
- Try to answer every question.
- Check your answers if you have time at the end.
- If you change your mind about an answer, cross it out and put your new answer and any working underneath.

Turn over ►

P60791A

©2019 Pearson Education Ltd.

1/1/1/1/C2/



Pearson

5.

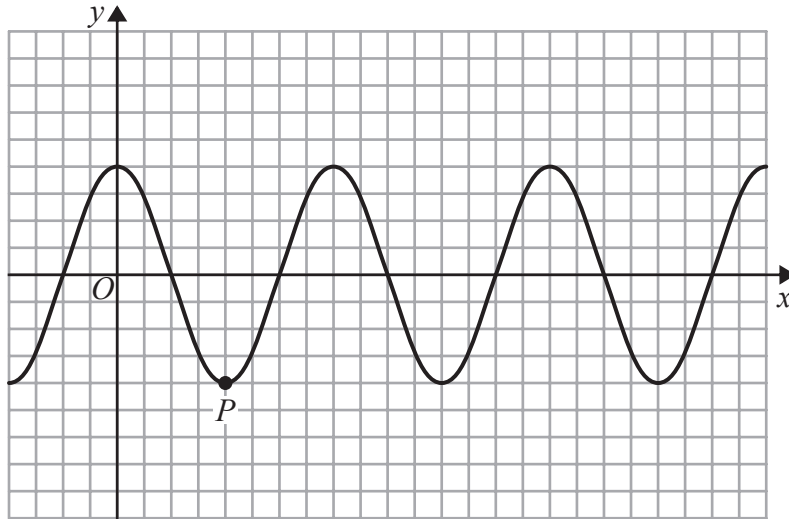


Figure 2

Figure 2 shows a plot of part of the curve with equation $y = \cos 2x$ with x being measured in radians.

The point P , shown on Figure 2, is a minimum point on the curve.

(a) State the coordinates of P . (2)

A copy of Figure 2, called Diagram 1, is shown at the top of the next page.

(b) Sketch, on Diagram 1, the curve with equation $y = \sin x$ (2)

(c) Hence, or otherwise, deduce the number of solutions of the equation

(i) $\cos 2x = \sin x$ that lie in the region $0 \leq x \leq 20\pi$

(ii) $\cos 2x = \sin x$ that lie in the region $0 \leq x \leq 21\pi$ (2)

DO NOT WRITE IN THIS AREA

DO NOT WRITE IN THIS AREA

DO NOT WRITE IN THIS AREA



Question 6 continued

Lined writing area for Question 6. The area contains approximately 28 horizontal lines.

(Total 7 marks)

Q6

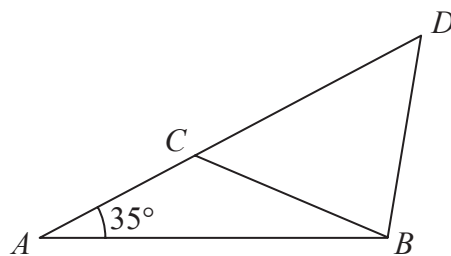


DO NOT WRITE IN THIS AREA

DO NOT WRITE IN THIS AREA

DO NOT WRITE IN THIS AREA

7.



Not to scale

Figure 3

Figure 3 shows the design for a structure used to support a roof.

The structure consists of four wooden beams, AB , BD , BC and AD .

Given $AB = 6.5$ m, $BC = BD = 4.7$ m and angle $BAC = 35^\circ$

(a) find, to one decimal place, the size of angle ACB , (3)

(b) find, to the nearest metre, the total length of wood required to make this structure. (3)

DO NOT WRITE IN THIS AREA

DO NOT WRITE IN THIS AREA

DO NOT WRITE IN THIS AREA



Question 7 continued

Lined area for writing answers.

DO NOT WRITE IN THIS AREA

DO NOT WRITE IN THIS AREA

DO NOT WRITE IN THIS AREA

(Total 6 marks)

Q7



P 6 0 7 9 1 A 0 1 5 2 8

8.

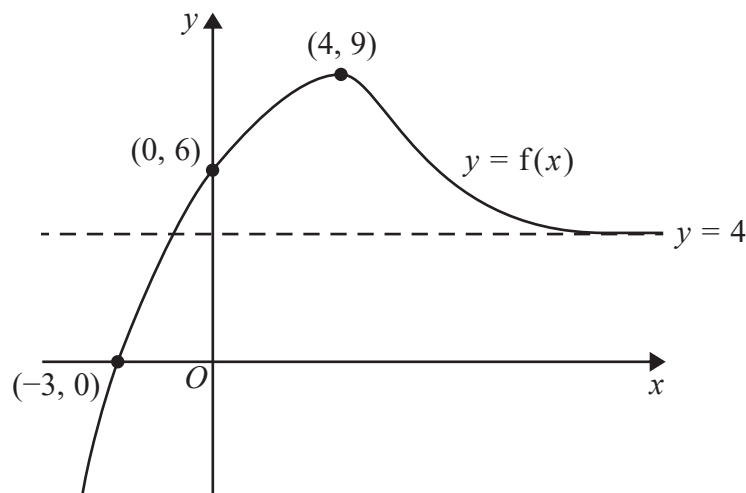


Figure 4

The curve C with equation $y = f(x)$ is shown in Figure 4.

The curve C

- has a single turning point, a maximum at $(4, 9)$
- crosses the coordinate axes at only two places, $(-3, 0)$ and $(0, 6)$
- has a single asymptote with equation $y = 4$

as shown in Figure 4.

(a) State the equation of the asymptote to the curve with equation $y = f(-x)$. (1)

(b) State the coordinates of the turning point on the curve with equation $y = f\left(\frac{1}{4}x\right)$. (1)

Given that the line with equation $y = k$, where k is a constant, intersects C at exactly one point,

(c) state the possible values for k . (2)

The curve C is transformed to a new curve that passes through the origin.

(d) (i) Given that the new curve has equation $y = f(x) - a$, state the value of the constant a . (2)

(ii) Write down an equation for another single transformation of C that also passes through the origin. (2)

DO NOT WRITE IN THIS AREA

DO NOT WRITE IN THIS AREA

DO NOT WRITE IN THIS AREA



9. The equation

$$\frac{3}{x} + 5 = -2x + c$$

where c is a constant, has no real roots.

Find the range of possible values of c .

(7)

DO NOT WRITE IN THIS AREA

DO NOT WRITE IN THIS AREA

DO NOT WRITE IN THIS AREA



Question 9 continued

Ruled area for writing the answer to Question 9, consisting of 30 horizontal lines.

DO NOT WRITE IN THIS AREA

DO NOT WRITE IN THIS AREA

DO NOT WRITE IN THIS AREA

Q9

(Total 7 marks)



P 6 0 7 9 1 A 0 1 9 2 8

10. A sector AOB , of a circle centre O , has radius r cm and angle θ radians.

Given that the area of the sector is 6 cm^2 and that the perimeter of the sector is 10 cm ,

(a) show that

$$3\theta^2 - 13\theta + 12 = 0 \tag{4}$$

(b) Hence find possible values of r and θ . (3)

DO NOT WRITE IN THIS AREA

DO NOT WRITE IN THIS AREA

DO NOT WRITE IN THIS AREA



11. (a) On Diagram 1 sketch the graphs of

(i) $y = x(3 - x)$

(ii) $y = x(x - 2)(5 - x)$

showing clearly the coordinates of the points where the curves cross the coordinate axes.

(4)

(b) Show that the x coordinates of the points of intersection of

$$y = x(3 - x) \text{ and } y = x(x - 2)(5 - x)$$

are given by the solutions to the equation $x(x^2 - 8x + 13) = 0$

(3)

The point P lies on both curves. Given that P lies in the first quadrant,

(c) find, using algebra and showing your working, the exact coordinates of P .

(5)

DO NOT WRITE IN THIS AREA

DO NOT WRITE IN THIS AREA

DO NOT WRITE IN THIS AREA



Question 11 continued

A large area of the page is filled with horizontal lines, intended for the student to write their answer to Question 11.

DO NOT WRITE IN THIS AREA

DO NOT WRITE IN THIS AREA

DO NOT WRITE IN THIS AREA



Question 11 continued

DO NOT WRITE IN THIS AREA

DO NOT WRITE IN THIS AREA

DO NOT WRITE IN THIS AREA

Q11

(Total 12 marks)



P 6 0 7 9 1 A 0 2 5 2 8

Question 12 continued

DO NOT WRITE IN THIS AREA

DO NOT WRITE IN THIS AREA

DO NOT WRITE IN THIS AREA

Q12

(Total 9 marks)

TOTAL FOR PAPER IS 75 MARKS

