

Please check the examination details below before entering your candidate information

Candidate surname

Other names

Pearson Edexcel
International
Advanced Level

Centre Number

--	--	--	--	--

Candidate Number

--	--	--	--

Thursday 24 January 2019

Morning (Time: 1 hour 15 minutes)

Paper Reference **WCH06/01**

Chemistry

Advanced

Unit 6: Chemistry Laboratory Skills II

Candidates must have:
 Scientific calculator

Total Marks

Instructions

- Use **black** ink or **black** ball-point pen.
- **Fill in the boxes** at the top of this page with your name, centre number and candidate number.
- Answer **all** questions.
- Answer the questions in the spaces provided
 – *there may be more space than you need.*

Information

- The total mark for this paper is 50.
- The marks for **each** question are shown in brackets
 – *use this as a guide as to how much time to spend on each question.*
- You will be assessed on your ability to organise and present information, ideas, descriptions and arguments clearly and logically, including your use of grammar, punctuation and spelling.
- A Periodic Table is printed on the back cover of this paper.

Advice

- Read each question carefully before you start to answer it.
- Show all your working in calculations and include units where appropriate.
- Check your answers if you have time at the end.

Turn over ►

P54564A

©2019 Pearson Education Ltd.

2/2/2/



Pearson

Answer ALL the questions. Write your answers in the spaces provided.

1 The inorganic compounds **A** and **B** each contain one cation and one anion.

(a) **A** is a green solid.

Two tests were carried out on separate portions of an aqueous solution of **A**.

(i) Complete the table.

(2)

Test	Observation	Inference
<p>Test 1</p> <p>A few drops of aqueous sodium hydroxide were added to a sample of the solution of A</p> <p>More of the sodium hydroxide was added until it was in excess</p>	<p>A green precipitate formed</p> <p>The precipitate dissolved to form a green solution</p>	<p>The formula of the cation in A is</p> <p>.....</p>
<p>Test 2</p> <p>Dilute nitric acid and aqueous silver nitrate were added to a sample of the solution of A</p>	<p>.....</p> <p>.....</p>	<p>The formula of the anion in A is Cl^-</p>

(ii) Give the **formula** of the **anion** responsible for the green colour of the final solution in Test 1.

(1)

(iii) Write the **ionic** equation for the reaction in Test 2. Include state symbols.

(1)

DO NOT WRITE IN THIS AREA

DO NOT WRITE IN THIS AREA

DO NOT WRITE IN THIS AREA



(b) **B** is a white solid.

Two tests were carried out on separate portions of an aqueous solution of **B**.

(i) Complete the table.

(3)

Test	Observation	Inference
<p>Test 3</p> <p>A few drops of aqueous sodium hydroxide were added to a sample of the solution of B</p> <p>More of the sodium hydroxide was added until it was in excess</p>	<p>.....</p> <p>.....</p> <p>.....</p> <p>.....</p>	<p>The formula of the cation in B is Zn^{2+}</p>
<p>Test 4</p> <p>Dilute hydrochloric acid and aqueous barium chloride were added to a sample of the solution of B</p>	<p>A white precipitate formed</p>	<p>The name or formula of the anion in B is</p> <p>.....</p>

(ii) Write the **ionic** equations for the **two** reactions in Test 3. State symbols are not required.

(2)

(Total for Question 1 = 9 marks)



2 An ester **C** was hydrolysed by heating with aqueous sodium hydroxide.

The resulting mixture was distilled to give an organic liquid **D**.

The residue was acidified and the mixture purified to produce an organic liquid **E**.

(a) A spatula measure of phosphorus(V) chloride was added to separate portions of **D** and **E**.

They both gave off a gas which produced steamy fumes in air and turned damp blue litmus paper red.

Identify, by name or formula, the gas produced and the group in **D** and **E** indicated by this test.

(2)

Gas

Group

(b) **D** was oxidised to produce a carbonyl compound.

State what additional information this gives about **D**.

(1)

(c) In the mass spectrum of **D**, the molecular ion peak is at $m / e = 60$.

The low resolution proton nmr spectrum of **D** consists of three peaks with relative peak areas in the ratio 6 : 1 : 1.

Draw the structural or displayed formula of **D**.

(2)

(d) Aqueous sodium hydrogencarbonate was added to a portion of **E**.

There was immediate effervescence.

Identify, by name or formula, the gas produced and the functional group in **E**.

(2)

Gas

Functional group



(e) In the mass spectrum of **E**, the molecular ion peak is also at $m/e = 60$.

Draw the structural or displayed formula of **E**.

(1)

(f) Draw the structural or displayed formula of the ester **C**.

(1)

(Total for Question 2 = 9 marks)

DO NOT WRITE IN THIS AREA

DO NOT WRITE IN THIS AREA

DO NOT WRITE IN THIS AREA



DO NOT WRITE IN THIS AREA

DO NOT WRITE IN THIS AREA

DO NOT WRITE IN THIS AREA

BLANK PAGE



3 This question is about compounds of manganese in different oxidation states.

- (a) Describe what you would **see** when aqueous sodium hydroxide is added to an aqueous solution containing manganese(II) ions and the mixture is left to stand for a few minutes.

(2)

- (b) A sample of an aqueous solution of manganate(VI) ions is prepared from an aqueous solution of manganate(VII) ions and solid manganese(IV) oxide under appropriate conditions.

The relevant standard electrode potentials are



- (i) Choose appropriate standard electrode potentials to calculate E_{cell}^\ominus for the formation of manganate(VI) ions in **acidic** solution. Use your calculated value of E_{cell}^\ominus to explain why manganate(VI) ions cannot be prepared under acidic conditions.

(2)

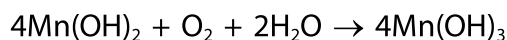
- (ii) Explain, in terms of standard electrode potentials, why manganate(VI) ions can be prepared in a **concentrated** alkaline solution.

(2)

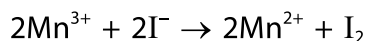


(c) An outline procedure for determining the amount of dissolved oxygen in pond water is given.


Step 1 Shake 100 cm³ of pond water with manganese(II) hydroxide in a closed container. The manganese(II) hydroxide is oxidised to manganese(III) hydroxide.



Step 2 Add excess acidified potassium iodide to the mixture. The manganese(III) ions oxidise iodide ions to iodine.



Step 3 Titrate the iodine with 0.0100 mol dm⁻³ sodium thiosulfate.



Step 4 Repeat the titration until concordant titres are obtained.

- (i) State a suitable indicator for this titration and give the colour change at the end-point.

(2)

Indicator.....

Colour change from..... to.....



(ii) Following this procedure, a mean titre of 16.20 cm^3 was recorded.

Calculate the volume of dissolved oxygen, in cm^3 , in the 100 cm^3 sample of pond water at room temperature and pressure.

[Molar volume of gas at room temperature and pressure = $24\,000 \text{ cm}^3 \text{ mol}^{-1}$]

(4)

DO NOT WRITE IN THIS AREA

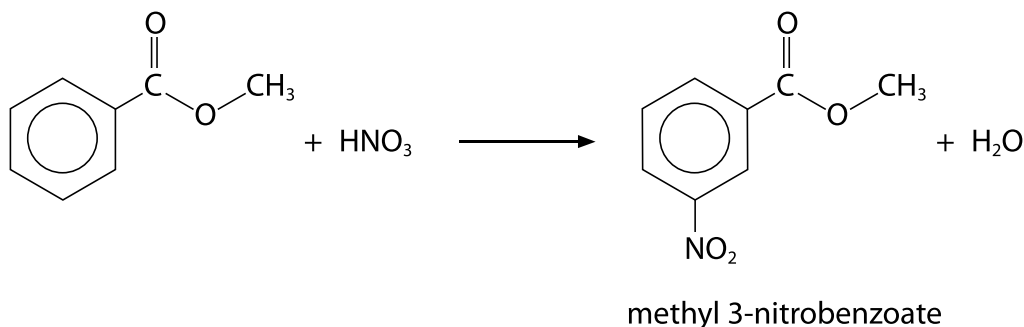
DO NOT WRITE IN THIS AREA

DO NOT WRITE IN THIS AREA

(Total for Question 3 = 12 marks)



- 4 Two students carried out an experiment to nitrate methyl benzoate.



The following outline procedure was used.

- Step 1** Place 5.0 cm³ of concentrated sulfuric acid into a two-necked, round-bottomed flask and cool it to 5 °C. Slowly add 3.0 cm³ of methyl benzoate to the sulfuric acid, keeping the temperature at 5 °C.
- Step 2** Place 3.0 cm³ of concentrated nitric acid in a boiling tube and cool it to 5 °C. Slowly add 3.0 cm³ of concentrated sulfuric acid to the boiling tube, while mixing and keeping the temperature at 5 °C. This is the nitrating mixture.
- Step 3** Pour the nitrating mixture into a tap funnel. Place this **vertically** in the round-bottomed flask and put the flask in an ice-bath. Place a thermometer in the other neck of the flask.
- Step 4** Add the nitrating mixture, a drop at a time, to the mixture in the flask. Do not allow the temperature to rise above 15 °C. When all the nitrating mixture has been added, leave the mixture for about 10 minutes at room temperature.
- Step 5** Pour the mixture from the flask into a small beaker containing crushed ice.
- Step 6** Filter the impure solid methyl 3-nitrobenzoate under reduced pressure.
- Step 7** Recrystallise the methyl 3-nitrobenzoate using methanol as the solvent.
- Step 8** Dry the methyl 3-nitrobenzoate and find the mass of crystals obtained.
- Step 9** Determine the melting temperature of the crystals obtained.

DO NOT WRITE IN THIS AREA

DO NOT WRITE IN THIS AREA

DO NOT WRITE IN THIS AREA



DO NOT WRITE IN THIS AREA

DO NOT WRITE IN THIS AREA

DO NOT WRITE IN THIS AREA

(a) Give a reason why **benzene** should not be used in a school laboratory.

(1)

.....

.....

.....

(b) Give a reason why the temperature is kept low in Steps **1** and **2**.

(1)

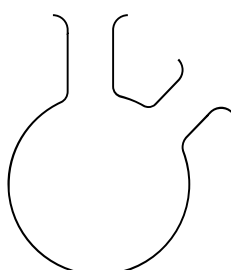
.....

.....

.....

(c) Complete the diagram to show the apparatus set up at the end of Step **3**.

(3)



- (d) The molar mass of methyl 3-nitrobenzoate is 181 g mol^{-1} . However, a small amount of a product with molar mass 226 g mol^{-1} is also formed if the temperature is allowed to rise above 15°C in Step 4.

Suggest the structure and name of a possible product with this molar mass.

(2)

Structure

Name

- (e) Give a reason why the methyl 3-nitrobenzoate is separated from the reaction mixture by filtration under reduced pressure, rather than normal filtration.

(1)

- (f) **Student 1** described how to carry out the recrystallisation in Step 7 to obtain a pure sample of methyl 3-nitrobenzoate.

Step A Dissolve the impure solid in some hot methanol.

Step B Cool the solution in an ice-bath.

Step C Separate the crystals using suction filtration.

Step D Dry the crystals by mixing them with solid anhydrous sodium sulfate in a stoppered boiling tube.



(i) The student's description of **Step A** omitted an important detail.
State how the method for **Step A** should be changed.
Justify your answer.

(2)

(ii) Describe what the student should do after **Step A** and before carrying out **Step B**.
Justify your answer.

(2)

(iii) Give a reason why **Step D** would not work and describe how the student
should dry the crystals.

(2)

DO NOT WRITE IN THIS AREA

DO NOT WRITE IN THIS AREA

DO NOT WRITE IN THIS AREA



P 5 4 5 6 4 A 0 1 3 1 6

- (g) **Student 2** carried out the recrystallisation correctly and obtained 2.28 g of methyl 3-nitrobenzoate from 3.0 cm³ of methylbenzoate.

Calculate the percentage yield of methyl 3-nitrobenzoate.

Data

Density of methyl benzoate = 1.09 g cm⁻³

Molar mass of methyl benzoate = 136 g mol⁻¹

Molar mass of methyl 3-nitrobenzoate = 181 g mol⁻¹

(3)



