

Write your name here					
Surname	Other names				
Pearson Edexcel International Advanced Level	Centre Number <table border="1" style="width: 100%; height: 20px; border-collapse: collapse;"><tr><td style="width: 25%;"></td><td style="width: 25%;"></td><td style="width: 25%;"></td><td style="width: 25%;"></td></tr></table>				
Candidate Number <table border="1" style="width: 100%; height: 20px; border-collapse: collapse;"><tr><td style="width: 25%;"></td><td style="width: 25%;"></td><td style="width: 25%;"></td><td style="width: 25%;"></td></tr></table>					
<h1 style="margin: 0;">Biology</h1> <h2 style="margin: 0;">Advanced Subsidiary</h2> <h3 style="margin: 0;">Unit 1: Lifestyle, Transport, Genes and Health</h3>					
Tuesday 11 October 2016 – Morning Time: 1 hour 30 minutes	Paper Reference WBI01/01				
You must have: Calculator, pencil, ruler.	Total Marks 				

Instructions

- Use **black** ink or ball-point pen.
- **Fill in the boxes** at the top of this page with your name, centre number and candidate number.
- Answer **all** questions.
- Answer the questions in the spaces provided
– *there may be more space than you need.*

Information

- The total mark for this paper is 80.
- The marks for **each** question are shown in brackets
– *use this as a guide as to how much time to spend on each question.*
- Questions labelled with an **asterisk** (*) are ones where the quality of your written communication will be assessed
– *you should take particular care with your spelling, punctuation and grammar, as well as the clarity of expression, on these questions.*
- Candidates may use a calculator.

Advice

- Read each question carefully before you start to answer it.
- Keep an eye on the time.
- Try to answer every question.
- Check your answers if you have time at the end.

Turn over ►

P50701A

©2016 Pearson Education Ltd.

2/2/2/2/2/2/



PEARSON

Answer ALL questions.

Some questions must be answered with a cross in a box ☒. If you change your mind about an answer, put a line through the box ☒ and then mark your new answer with a cross ☒.

1 Mammals have a heart and circulation.

(a) The heart pumps blood.

(i) Place a cross in the box that gives the position of the heart valves during ventricular diastole.

(1)

	Atrioventricular valves	Semilunar valves
<input type="checkbox"/> A	closed	closed
<input type="checkbox"/> B	closed	open
<input type="checkbox"/> C	open	closed
<input type="checkbox"/> D	open	open

(ii) Place a cross in the box that identifies when the pressure in the left ventricle will be highest.

(1)

- A** at the end of systole
- B** at the start of systole
- C** in the middle of diastole
- D** in the middle of systole

(iii) Place a cross in the box that gives the relative concentrations of carbon dioxide in the blood.

(1)

	Highest concentration	Lowest concentration
<input type="checkbox"/> A	aorta	pulmonary vein
<input type="checkbox"/> B	aorta	vena cava
<input type="checkbox"/> C	vena cava	pulmonary artery
<input type="checkbox"/> D	vena cava	pulmonary vein



(b) The diagram shows a cross section of an aorta.



Magnification $\times 3$

- (i) Measure the maximum and minimum diameters of the lumen.
Use these measurements to calculate a mean value.

(1)

Mean diametermm

- (ii) Use the mean diameter to calculate the area of the lumen, using the formula

$a = \pi r^2$ where π is 3.14

(2)

Areamm²

DO NOT WRITE IN THIS AREA

DO NOT WRITE IN THIS AREA

DO NOT WRITE IN THIS AREA

DO NOT WRITE IN THIS AREA

DO NOT WRITE IN THIS AREA

DO NOT WRITE IN THIS AREA





(iii) Explain how the structure of an artery is related to its function.

(3)

Handwriting practice area with horizontal dotted lines for question (iii).

(c) Explain why mammals need a blood circulation system.

(4)

Handwriting practice area with horizontal dotted lines for question (c).

(Total for Question 1 = 13 marks)

DO NOT WRITE IN THIS AREA

DO NOT WRITE IN THIS AREA

DO NOT WRITE IN THIS AREA

DO NOT WRITE IN THIS AREA

DO NOT WRITE IN THIS AREA

DO NOT WRITE IN THIS AREA



DO NOT WRITE IN THIS AREA

DO NOT WRITE IN THIS AREA

DO NOT WRITE IN THIS AREA

DO NOT WRITE IN THIS AREA

DO NOT WRITE IN THIS AREA

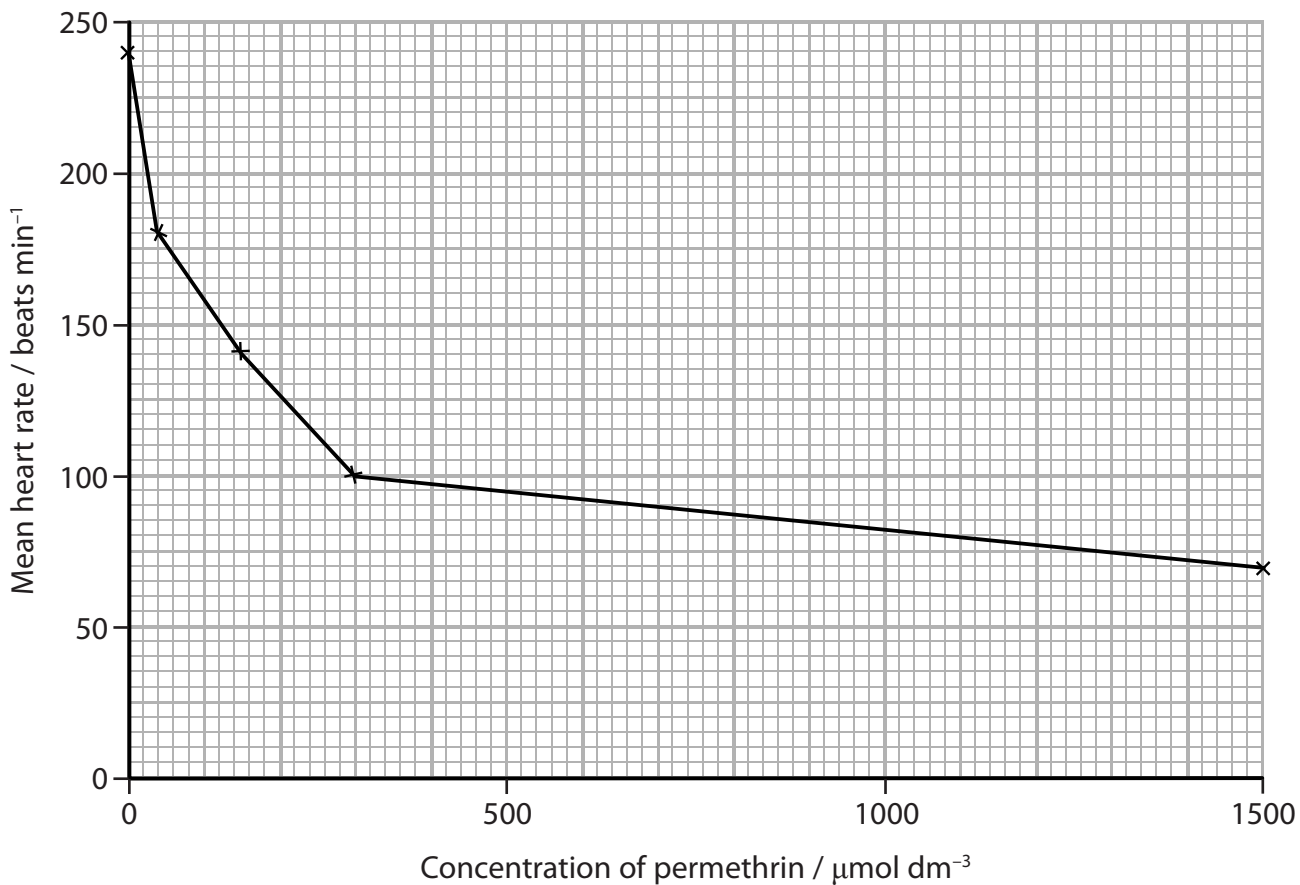
DO NOT WRITE IN THIS AREA

BLANK PAGE



2 Permethrin is a chemical used to kill invertebrate animals.

The graph below shows the results of an investigation into the effect of permethrin on the heart rate of *Daphnia*.



(a) Calculate the percentage change in the heart rate of *Daphnia* when the concentration of permethrin increases from 0 to 300 $\mu\text{mol dm}^{-3}$.

(2)

.....%

DO NOT WRITE IN THIS AREA

DO NOT WRITE IN THIS AREA

DO NOT WRITE IN THIS AREA

DO NOT WRITE IN THIS AREA

DO NOT WRITE IN THIS AREA

DO NOT WRITE IN THIS AREA



(b) Describe how an experiment could be carried out to obtain these results.

(3)

.....

.....

.....

.....

.....

.....

.....

.....

.....

.....

.....

.....

.....

.....

.....

.....

.....

.....

.....

.....

.....

(c) Suggest **two** reasons why *Daphnia* were used in this investigation.

(2)

1

.....

2

.....

.....

(Total for Question 2 = 7 marks)

DO NOT WRITE IN THIS AREA

DO NOT WRITE IN THIS AREA

DO NOT WRITE IN THIS AREA

DO NOT WRITE IN THIS AREA

DO NOT WRITE IN THIS AREA

DO NOT WRITE IN THIS AREA



P 5 0 7 0 1 A 0 7 2 4



DO NOT WRITE IN THIS AREA

DO NOT WRITE IN THIS AREA

DO NOT WRITE IN THIS AREA

DO NOT WRITE IN THIS AREA

DO NOT WRITE IN THIS AREA

DO NOT WRITE IN THIS AREA

BLANK PAGE



3 Obesity is a risk factor in the development of cardiovascular disease (CVD).

(a) Pima Indians living in Arizona are genetically very similar to those living in Mexico.

The table below shows the frequency of obesity in Pima Indians in these two locations.

Location of Pima Indians	Frequency of obesity (%)
Arizona	30
Mexico	13

(i) Suggest why there is a higher frequency of obesity in Pima Indians living in Arizona than in Pima Indians living in Mexico.

(2)

.....

.....

.....

.....

.....

(ii) Scientists are studying Pima Indians to investigate the causes of CVD.

State **two** risk factors, other than obesity and genetic factors, associated with developing CVD.

(2)

1

.....

2

.....

DO NOT WRITE IN THIS AREA

DO NOT WRITE IN THIS AREA

DO NOT WRITE IN THIS AREA

DO NOT WRITE IN THIS AREA

DO NOT WRITE IN THIS AREA

DO NOT WRITE IN THIS AREA



(b) Body mass index (BMI) is one way of identifying individuals that are overweight or obese.

BMI is calculated using the formula below.

$$\text{BMI} = \frac{\text{(mass in kilograms)}}{\text{(height in metres)}^2}$$

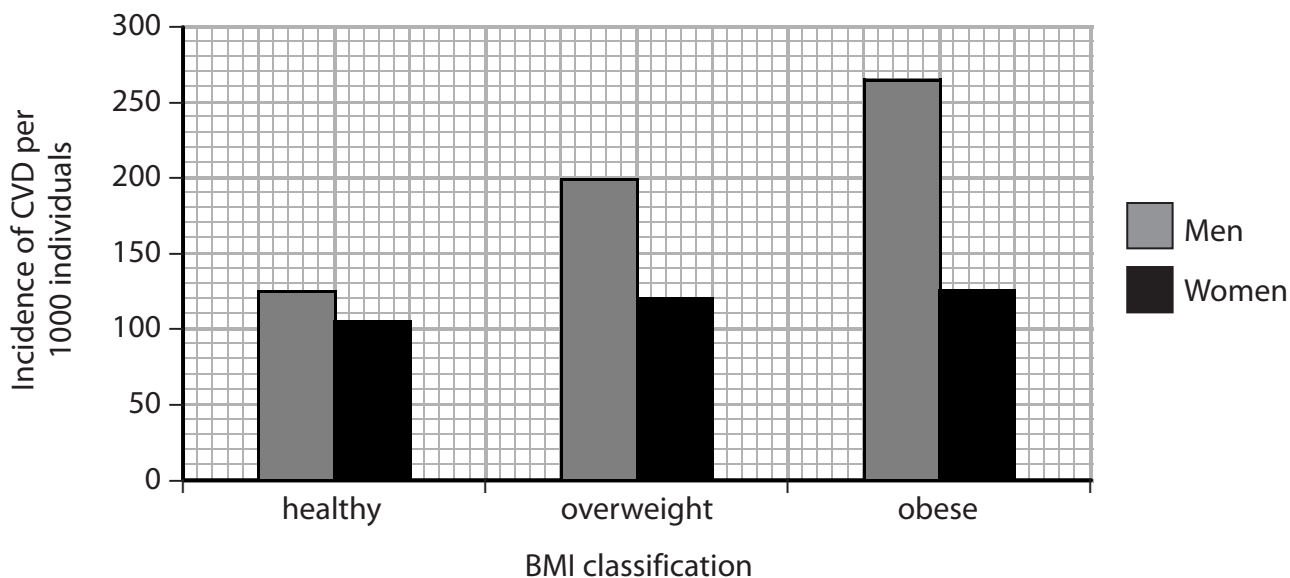
A person has a mass of 70kg and a height of 1.65 m.

Place a cross ☒ in the box that gives the BMI classification for this person.

(1)

	BMI	Classification
<input checked="" type="checkbox"/> A	< 18.5	underweight
<input checked="" type="checkbox"/> B	18.5 to 25.0	healthy
<input checked="" type="checkbox"/> C	25.1 – 30.0	overweight
<input checked="" type="checkbox"/> D	> 30.0	obese

(c) The results of a different study on the relationship between CVD and body mass index are shown in the graph below.



DO NOT WRITE IN THIS AREA

DO NOT WRITE IN THIS AREA

DO NOT WRITE IN THIS AREA

DO NOT WRITE IN THIS AREA

DO NOT WRITE IN THIS AREA

DO NOT WRITE IN THIS AREA

(i) Using the information in the graph, describe the relationship between body mass index and the incidence of CVD.

(2)

.....
.....
.....
.....
.....
.....

(ii) Suggest why BMI was used in this study.

(2)

.....
.....
.....
.....
.....
.....

(iii) Suggest why CVD is expressed as incidence per 1000.

(1)

.....
.....
.....

(Total for Question 3 = 10 marks)

.....
.....
.....
.....
.....

DO NOT WRITE IN THIS AREA

DO NOT WRITE IN THIS AREA

DO NOT WRITE IN THIS AREA

DO NOT WRITE IN THIS AREA

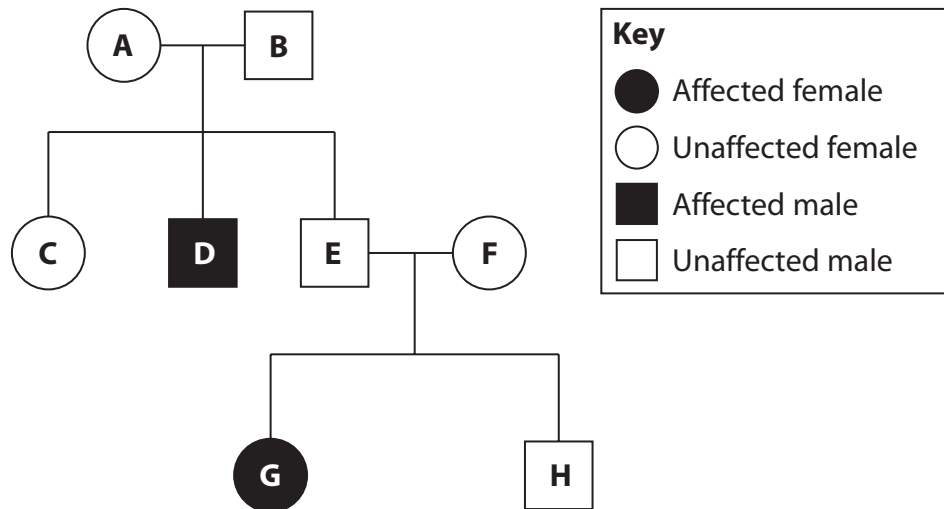
DO NOT WRITE IN THIS AREA

DO NOT WRITE IN THIS AREA



4 Polycystic kidney disease (PKD) is a rare inherited childhood condition where the development of the kidneys and liver is abnormal.

The pedigree diagram below shows the inheritance pattern for one type of PKD.



(a) Put a cross in the box next to the correct words to complete the following statement.

If an individual inherits a single copy of a recessive allele

(1)

- A all gametes will have the same allele
- B all gametes will have two copies of the recessive allele
- C the allele has no effect on the phenotype
- D the genotype is homozygous for the allele

(b) Using a genetic diagram, determine the probability that individual H is heterozygous for PKD.

(3)

Probability



DO NOT WRITE IN THIS AREA

DO NOT WRITE IN THIS AREA

DO NOT WRITE IN THIS AREA

DO NOT WRITE IN THIS AREA

DO NOT WRITE IN THIS AREA

DO NOT WRITE IN THIS AREA

(c) Individual **F** is pregnant.

Prenatal testing can be used to determine if her fetus will develop PKD.

(i) Describe **one** named method of collecting cells for pre-natal testing.

(4)

Method

How this method is carried out

.....

.....

.....

.....

.....

.....

.....

.....

.....

.....

.....

(ii) State **one** ethical and **one** social issue associated with pre-natal testing.

(2)

Ethical issue

.....

Social issue

.....

(Total for Question 4 = 10 marks)

DO NOT WRITE IN THIS AREA

DO NOT WRITE IN THIS AREA

DO NOT WRITE IN THIS AREA

DO NOT WRITE IN THIS AREA

DO NOT WRITE IN THIS AREA

DO NOT WRITE IN THIS AREA





BLANK PAGE

DO NOT WRITE IN THIS AREA

DO NOT WRITE IN THIS AREA

DO NOT WRITE IN THIS AREA

DO NOT WRITE IN THIS AREA

DO NOT WRITE IN THIS AREA

DO NOT WRITE IN THIS AREA



5 Cell membranes control the movement of materials into and out of cells.

(a) The fluid mosaic model can be used to explain the properties of a cell membrane.

Explain what is meant by the term **fluid mosaic**.

(2)

.....

.....

.....

.....

.....

.....

(b) Several different processes are used to control the movement of materials into and out of cells.

Facilitated diffusion and active transport are two of these processes.

Place a cross in the box that gives a correct feature of both facilitated diffusion and active transport.

(1)

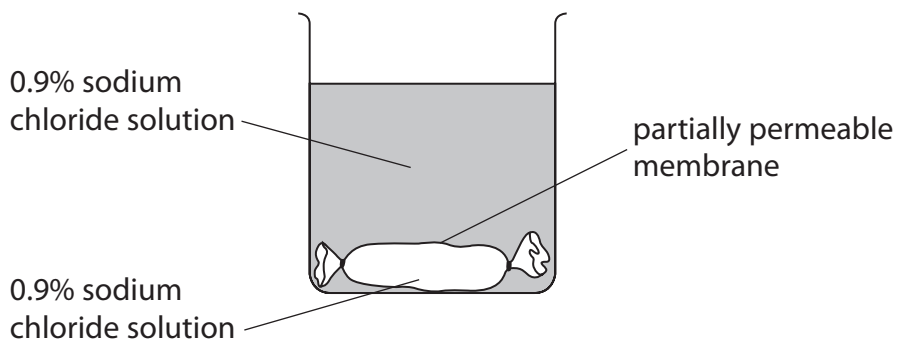
	Feature of the transport process	Facilitated diffusion	Active transport
<input checked="" type="checkbox"/> A	can transport molecules against a concentration gradient	no	no
<input checked="" type="checkbox"/> B	occurs only in animal cells	no	yes
<input checked="" type="checkbox"/> C	requires ATP	yes	no
<input checked="" type="checkbox"/> D	requires membrane proteins	yes	yes



(c) In an experiment, a student decided to investigate the effect of solute concentration on water transport.

A tube made from a partially permeable membrane was filled with 15 cm³ of 0.9% sodium chloride solution and the ends tied.

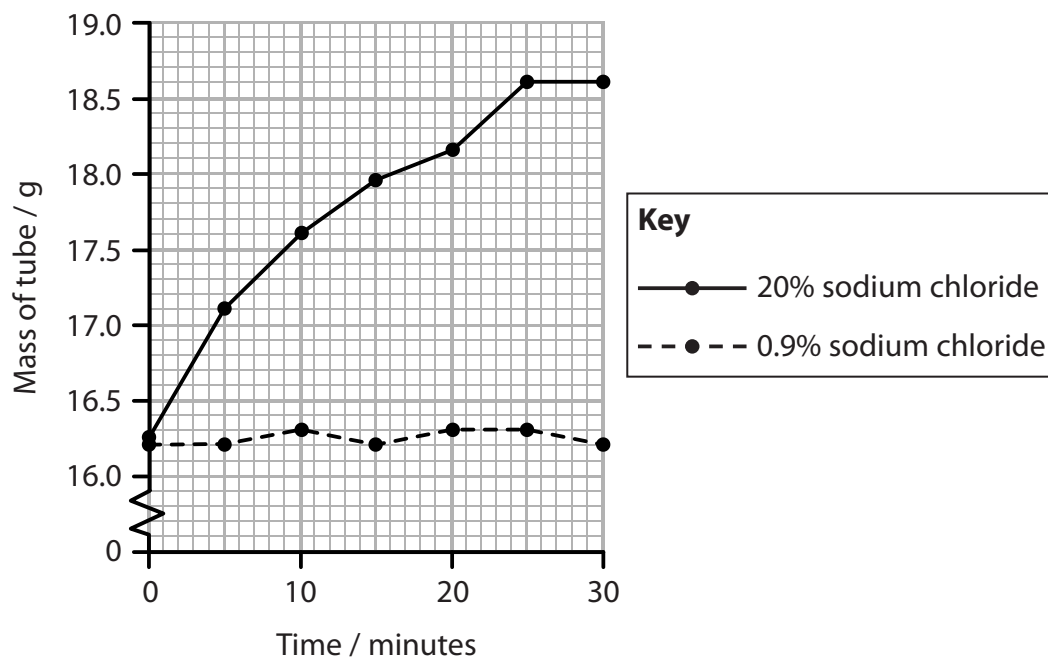
This tube was weighed and then placed in a beaker containing 0.9% sodium chloride solution, as shown in the diagram below.



This was repeated with a second tube containing 15 cm³ of 20% sodium chloride solution.

Every 5 minutes the tubes were removed from the beakers, dried and reweighed.

The results are shown in the graph below.



DO NOT WRITE IN THIS AREA

DO NOT WRITE IN THIS AREA

DO NOT WRITE IN THIS AREA

DO NOT WRITE IN THIS AREA

DO NOT WRITE IN THIS AREA

DO NOT WRITE IN THIS AREA



(i) The tubes were made from a partially permeable membrane.

Explain what is meant by the term **partially permeable**.

(2)

.....
.....
.....
.....
.....

(ii) Explain the change in mass of the 20% sodium chloride tube during this experiment.

(4)

.....
.....
.....
.....
.....
.....
.....
.....

(iii) Suggest an explanation for the changes in the mass of the 0.9% sodium chloride tube during this experiment.

(2)

.....
.....
.....
.....
.....

(Total for Question 5 = 11 marks)

DO NOT WRITE IN THIS AREA

DO NOT WRITE IN THIS AREA

DO NOT WRITE IN THIS AREA

DO NOT WRITE IN THIS AREA

DO NOT WRITE IN THIS AREA

DO NOT WRITE IN THIS AREA



6 Cystic fibrosis is a genetic condition caused by mutations in the CFTR gene.

(a) State what is meant by the term **mutation**.

(1)

.....

.....

.....

.....

(b) Cystic fibrosis can be classified according to the effect of different gene mutations on the CFTR protein.

The table below shows three different mutations and their effects on the CFTR protein.

Mutation	Effect on the CFTR protein
I	no CFTR protein is made
III	non-functioning CFTR protein is present in the cell membrane in normal quantities
V	functioning CFTR protein is present in the cell membrane in reduced quantities

(i) Explain how **mutation III** results in reduced gas exchange in people with cystic fibrosis.

(4)

.....

.....

.....

.....

.....

.....

.....

.....

.....

.....

.....

.....

.....

.....

.....

.....

.....

.....

.....

.....

.....

.....

.....

DO NOT WRITE IN THIS AREA

DO NOT WRITE IN THIS AREA

DO NOT WRITE IN THIS AREA

DO NOT WRITE IN THIS AREA

DO NOT WRITE IN THIS AREA

DO NOT WRITE IN THIS AREA



(ii) The CFTR gene is transcribed in people with mutation III and mutation V.

Describe how the CFTR gene is transcribed.

(3)

Dotted lines for writing the answer to part (ii).

(c) Suggest how somatic gene therapy could be used to treat people with cystic fibrosis.

(3)

Dotted lines for writing the answer to part (c).

(Total for Question 6 = 11 marks)

DO NOT WRITE IN THIS AREA

DO NOT WRITE IN THIS AREA

DO NOT WRITE IN THIS AREA

DO NOT WRITE IN THIS AREA

DO NOT WRITE IN THIS AREA

DO NOT WRITE IN THIS AREA



7 Thrombophilia can be caused by major surgery. The blood of a person with thrombophilia has an increased tendency to clot.

*(a) Suggest how major surgery could cause thrombophilia and why this might be a dangerous complication after surgery.

(5)

Area with horizontal dotted lines for writing the answer.

DO NOT WRITE IN THIS AREA

DO NOT WRITE IN THIS AREA

DO NOT WRITE IN THIS AREA

DO NOT WRITE IN THIS AREA

DO NOT WRITE IN THIS AREA

DO NOT WRITE IN THIS AREA



(b) Several anticoagulants are available to reduce the risk of thrombophilia in major surgery.

One anticoagulant drug, METHRO II, developed for the treatment of thrombophilia, has been tested on patients.

Each patient was randomly placed in one of four groups receiving a different dose of METHRO II.

Some results from the trial are shown in the table below.

Dose of METHRO II / a.u.	Percentage of patients (%)	
	With serious clotting	With excessive bleeding
1.0	37.8	0.8
1.5	24.1	1.2
2.3	23.7	3.5
3.0	15.1	5.5

(i) Describe the effect of METHRO II on thrombophilia.

(1)

.....

.....

.....

(ii) Using the information in the table, suggest why a dose of 1.5 a.u. of METHRO II should be given to patients undergoing major surgery.

(2)

.....

.....

.....

.....

.....

.....

.....

(Total for Question 7 = 8 marks)



DO NOT WRITE IN THIS AREA

DO NOT WRITE IN THIS AREA

DO NOT WRITE IN THIS AREA

DO NOT WRITE IN THIS AREA

DO NOT WRITE IN THIS AREA

DO NOT WRITE IN THIS AREA

8 The DNA of an organism carries its genetic code.

(a) The diagram below shows part of the DNA of a gene.



(i) Place a cross ☒ in the box next to the mRNA produced from this DNA.

(1)

A

C	C	A	T	T	C
---	---	---	---	---	---

B

G	G	T	A	A	G
---	---	---	---	---	---

C

G	G	T	U	U	C
---	---	---	---	---	---

D

G	G	U	A	A	G
---	---	---	---	---	---

(ii) Place a cross ☒ in the box next to the sugar found in mRNA.

(1)

A deoxyribose

B glucose

C ribose

D sucrose

(b) The genetic code is a triplet code.

Explain why a triplet code is required for the synthesis of protein.

(3)

.....

.....

.....

.....

.....

.....

.....

.....

.....

DO NOT WRITE IN THIS AREA

DO NOT WRITE IN THIS AREA

DO NOT WRITE IN THIS AREA

DO NOT WRITE IN THIS AREA

DO NOT WRITE IN THIS AREA

DO NOT WRITE IN THIS AREA



*(c) Explain how Meselson and Stahl's experiment provides evidence for the accepted theory for the replication of DNA.

(5)

Area with horizontal dotted lines for writing the answer.

(Total for Question 8 = 10 marks)

TOTAL FOR PAPER = 80 MARKS

DO NOT WRITE IN THIS AREA

DO NOT WRITE IN THIS AREA

DO NOT WRITE IN THIS AREA

DO NOT WRITE IN THIS AREA

DO NOT WRITE IN THIS AREA

DO NOT WRITE IN THIS AREA



DO NOT WRITE IN THIS AREA

DO NOT WRITE IN THIS AREA

DO NOT WRITE IN THIS AREA

BLANK PAGE

