

CANDIDATE
NAMECENTRE
NUMBER

--	--	--	--	--

CANDIDATE
NUMBER

--	--	--	--

MATHEMATICS**9709/12**

Paper 1 Pure Mathematics 1 (P1)

February/March 2019**1 hour 45 minutes**

Candidates answer on the Question Paper.

Additional Materials: List of Formulae (MF9)

READ THESE INSTRUCTIONS FIRST

Write your centre number, candidate number and name in the spaces at the top of this page.

Write in dark blue or black pen.

You may use an HB pencil for any diagrams or graphs.

Do not use staples, paper clips, glue or correction fluid.

DO **NOT** WRITE IN ANY BARCODES.Answer **all** the questions in the space provided. If additional space is required, you should use the lined page at the end of this booklet. The question number(s) must be clearly shown.

Give non-exact numerical answers correct to 3 significant figures, or 1 decimal place in the case of angles in degrees, unless a different level of accuracy is specified in the question.

The use of an electronic calculator is expected, where appropriate.

You are reminded of the need for clear presentation in your answers.

At the end of the examination, fasten all your work securely together.

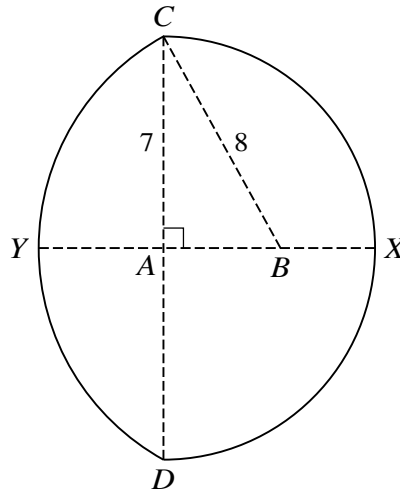
The number of marks is given in brackets [] at the end of each question or part question.

The total number of marks for this paper is 75.

This document consists of **19** printed pages and **1** blank page.

BLANK PAGE

3



In the diagram, CXD is a semicircle of radius 7 cm with centre A and diameter CD . The straight line $YABX$ is perpendicular to CD , and the arc CYD is part of a circle with centre B and radius 8 cm. Find the total area of the region enclosed by the two arcs. [6]

.....

.....

.....

.....

.....

.....

.....

.....

.....

.....

.....

.....

.....

.....

.....

.....

.....

.....

.....

.....

.....

.....

.....

(ii) Find the angle between **u** and **v** when $q = 0$.

[4]

.....
.....
.....
.....
.....
.....
.....
.....
.....
.....
.....
.....
.....
.....
.....
.....
.....
.....
.....
.....
.....
.....
.....
.....
.....
.....
.....
.....
.....
.....
.....
.....
.....
.....
.....
.....
.....
.....
.....
.....
.....
.....
.....
.....
.....
.....
.....
.....
.....
.....
.....
.....
.....
.....
.....

(ii) In another case, p and $2p$ are the first and second terms respectively of an arithmetic progression. The n th term is 336 and the sum of the first n terms is 7224. Write down two equations in n and p and hence find the values of n and p . [5]

.....

.....

.....

.....

.....

.....

.....

.....

.....

.....

.....

.....

.....

.....

.....

.....

.....

.....

.....

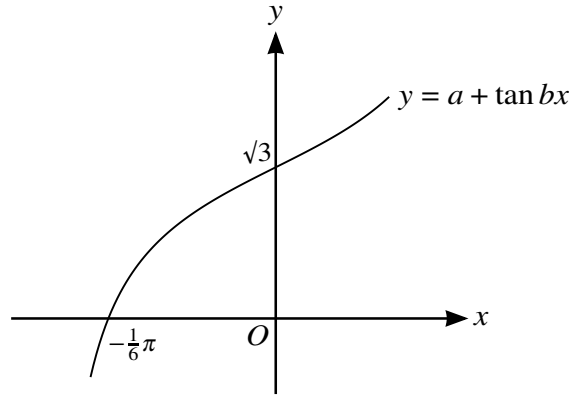
.....

.....

.....

.....

(b)



The diagram shows part of the graph of $y = a + \tan bx$, where x is measured in radians and a and b are constants. The curve intersects the x -axis at $(-\frac{1}{6}\pi, 0)$ and the y -axis at $(0, \sqrt{3})$. Find the values of a and b . [3]

.....

.....

.....

.....

.....

.....

.....

.....

.....

.....

.....

.....

.....

.....

.....

.....

.....

.....

.....

.....

.....

.....

.....

8 (i) Express $x^2 - 4x + 7$ in the form $(x + a)^2 + b$. [2]

.....
.....
.....
.....
.....
.....
.....

The function f is defined by $f(x) = x^2 - 4x + 7$ for $x < k$, where k is a constant.

(ii) State the largest value of k for which f is a decreasing function. [1]

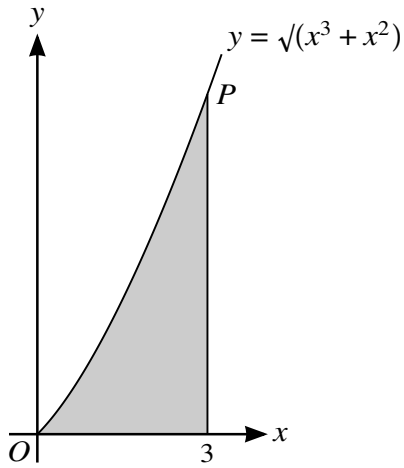
.....
.....
.....

The value of k is now given to be 1.

(iii) Find an expression for $f^{-1}(x)$ and state the domain of f^{-1} . [3]

.....
.....
.....
.....
.....
.....
.....
.....
.....
.....
.....
.....
.....
.....
.....
.....
.....
.....
.....
.....
.....

9



The diagram shows part of the curve with equation $y = \sqrt{x^3 + x^2}$. The shaded region is bounded by the curve, the x -axis and the line $x = 3$.

- (i) Find, showing all necessary working, the volume obtained when the shaded region is rotated through 360° about the x -axis. [4]

.....

.....

.....

.....

.....

.....

.....

.....

.....

.....

.....

.....

.....

.....

.....

.....

.....

.....

.....

.....

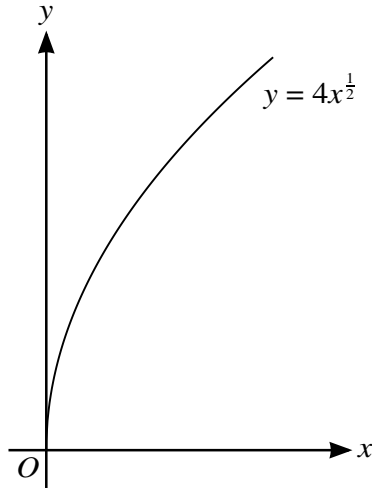
.....

.....

.....

.....

10



The diagram shows the curve with equation $y = 4x^{\frac{1}{2}}$.

- (i) The straight line with equation $y = x + 3$ intersects the curve at points A and B . Find the length of AB . [6]

.....

.....

.....

.....

.....

.....

.....

.....

.....

.....

.....

.....

.....

.....

.....

.....

.....

.....

.....

.....

.....

.....

.....

(ii) The tangent to the curve at a point T is parallel to AB . Find the coordinates of T . [3]

.....

.....

.....

.....

.....

.....

.....

.....

.....

.....

.....

.....

.....

.....

.....

(iii) Find the coordinates of the point of intersection of the normal to the curve at T with the line AB . [3]

.....

.....

.....

.....

.....

.....

.....

.....

.....

.....

.....

.....

.....

.....

.....

.....

