www.dynamicpapers.com

Cambridge Assessment International Education

Cambridge International AS & A Level

CANDIDATE NAME

CENTRE NUMBER

CANDIDATE NUMBER

7131671623

PHYSICS **9702/35**

Paper 3 Advanced Practical Skills 1 **October/November 2023**

2 hours

You must answer on the question paper.

You will need: The materials and apparatus listed in the confidential instructions

INSTRUCTIONS

- Answer **all** questions.
- Use a black or dark blue pen. You may use an HB pencil for any diagrams or graphs.
- Write your name, centre number and candidate number in the boxes at the top of the page.
- Write your answer to each question in the space provided.
- Do **not** use an erasable pen or correction fluid.
- Do **not** write on any bar codes.
- You will be allowed to work with the apparatus for a maximum of 1 hour for each question.
- You should record all your observations in the spaces provided in the question paper as soon as these observations are made.
- You may use a calculator.
- You should show all your working and use appropriate units.

INFORMATION

- The total mark for this paper is 40.
- The number of marks for each question or part question is shown in brackets [ ].

For Examiner's Use	
1	
2	
Total	

This document has **12** pages. Any blank pages are indicated.

© UCLES 2023

[Turn over

www.dynamicpapers.com

You may not need to use all of the materials provided.

1 In this experiment, you will determine the resistivity of a metal.

(a) ● Set up the circuit shown in Fig. 1.1.

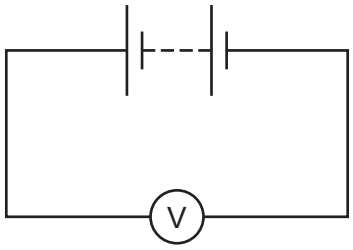

Fig. 1.1

● The voltmeter reading is E.

Record E.

E = ... V

● Set up the circuit shown in Fig. 1.2.

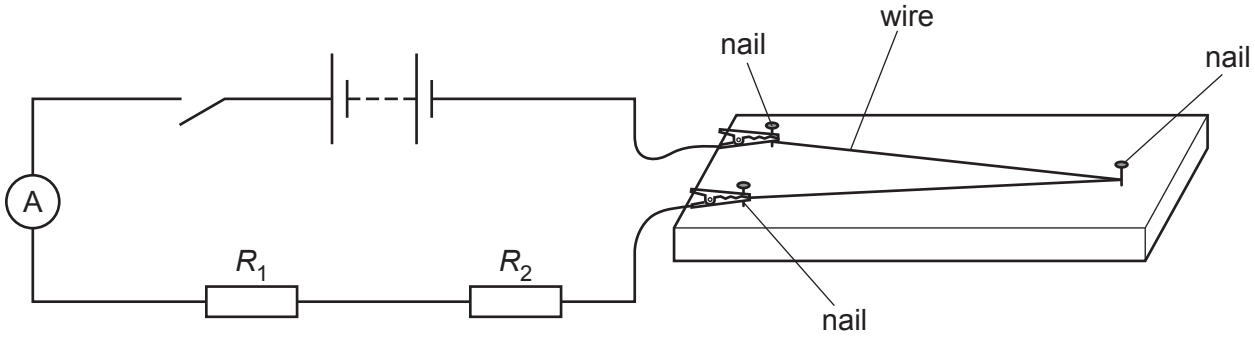

Fig. 1.2 (not to scale)

● You have been provided with several resistors, each with a different value of resistance.

Select resistors and connect them so that $R_1 = 33\,\Omega$ and $R_2 = 56\,\Omega$.

● Record R_1 and R_2.

R_1 = ...

R_2 = ...

● Calculate $(R_1 + R_2)$.

$(R_1 + R_2)$ = ...

© UCLES 2023

www.dynamicpapers.com

- Close the switch.
- The ammeter reading is I.

  Record I.

I = ... mA

- Open the switch.

[1]

www.dynamicpapers.com

(b) Change the values of R_1 and R_2 to provide six different values of $(R_1 + R_2)$.

For each arrangement, record values of R_1, R_2 and I in a table. Include values of $(R_1 + R_2)$ and $\frac{1}{I}$ in your table.

[8]

(c) **(i)** Plot a graph of $\frac{1}{I}$ on the *y*-axis against $(R_1 + R_2)$ on the *x*-axis. [3]

(ii) Draw the straight line of best fit. [1]

(iii) Determine the gradient and *y*-intercept of this line.

gradient = ...

y-intercept = ...
[2]

© UCLES 2023

www.dynamicpapers.com



© UCLES 2023

www.dynamicpapers.com

(d) It is suggested that the quantities I, R_1 and R_2 are related by the equation

$$\frac{1}{I} = F(R_1 + R_2) + G$$

where F and G are constants.

Using your answers in **(c)(iii)**, determine the values of F and G.
Give appropriate units.

F = ...

G = ...
[2]

(e) **(i)** Use the micrometer to measure the diameter d of the wire.

d = ... [2]

(ii) It is suggested that G is given by the equation

$$G = \frac{4\rho L}{\pi d^2 E}$$

where L is 0.560 m and ρ is the resistivity of the metal of the wire.

Using your answers in **(a)**, **(d)** and **(e)(i)**, determine a value for ρ.

ρ = ... Ω m [1]

[Total: 20]

© UCLES 2023

www.dynamicpapers.com

BLANK PAGE

www.dynamicpapers.com

You may not need to use all of the materials provided.

2 In this experiment, you will investigate the movement of a mass hanger.

(a) You are provided with a number of paper clips.

Use the top-pan balance to determine the mass m of **one** paper clip.

m = ... g [1]

(b) (i) • Set up the apparatus as shown in Fig. 2.1.

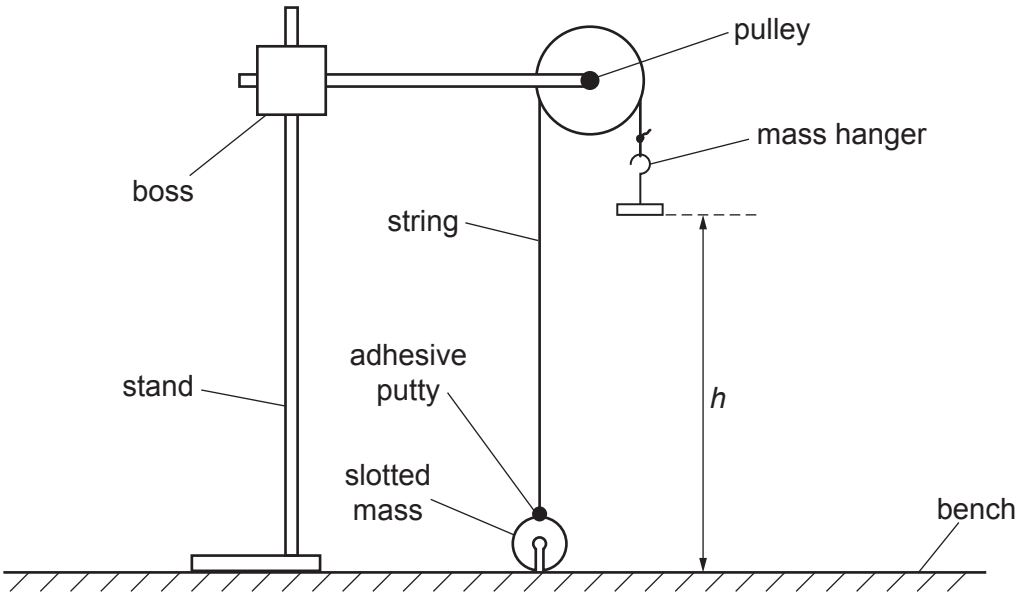

Fig. 2.1 (not to scale)

- Lower the slotted mass until it just touches the bench.
- The distance between the bottom of the mass hanger and the bench is h, as shown in Fig. 2.1.

  Measure and record h.

h = ... cm [1]

© UCLES 2023

www.dynamicpapers.com

(ii) ● Add just enough paper clips to the mass hanger so that it falls smoothly to the bench without stopping.

● Record the total number N of paper clips on the mass hanger.

N = ... [1]

(iii) ● Adjust the position of the slotted mass so that it is just touching the bench again.

● Release the slotted mass and measure the time t for the mass hanger and N paper clips to fall to the bench.

t = ... [2]

(iv) Estimate the percentage uncertainty in your value of t. Show your working.

percentage uncertainty = ... % [1]

(v) The acceleration a of the mass hanger is given by the relationship

$$a = \frac{2h}{t^2}.$$

Calculate a.

a = ... cm s^{-2} [1]

(vi) Justify the number of significant figures that you have given for your value of a.

.....

.....

..... [1]

www.dynamicpapers.com

(c) ● Add two more paper clips to the mass hanger.

● Record the total number N of paper clips on the mass hanger.

N = ...

● Repeat **(b)(iii)** and **(b)(v)**.

t = ...

a = ... $cm\,s^{-2}$

[2]

(d) It is suggested that the relationship between a, m and N is

$$\frac{k}{a} = 1 + \frac{2Z}{Nm}$$

where Z is the mass of the slotted mass and has the value 10.0 g, and k is a constant.

Using your data, calculate two values of k.

first value of k = ...

second value of k = ...

[1]

© UCLES 2023

www.dynamicpapers.com

(e) It is suggested that the percentage uncertainty in the values of k is 25%.

Using this uncertainty, explain whether your results support the relationship in **(d)**.

.....

.....

.....

..... [1]

www.dynamicpapers.com

(f) (i) Describe **four** sources of uncertainty or limitations of the procedure for this experiment.

For any uncertainties in measurement that you describe, you should state the quantity being measured and a reason for the uncertainty.

1 .....

.....

2 .....

.....

3 .....

.....

4 .....

.....

[4]

(ii) Describe **four** improvements that could be made to this experiment. You may suggest the use of other apparatus or different procedures.

1 .....

.....

2 .....

.....

3 .....

.....

4 .....

.....

[4]

[Total: 20]

Permission to reproduce items where third-party owned material protected by copyright is included has been sought and cleared where possible. Every reasonable effort has been made by the publisher (UCLES) to trace copyright holders, but if any items requiring clearance have unwittingly been included, the publisher will be pleased to make amends at the earliest possible opportunity.

To avoid the issue of disclosure of answer-related information to candidates, all copyright acknowledgements are reproduced online in the Cambridge Assessment International Education Copyright Acknowledgements Booklet. This is produced for each series of examinations and is freely available to download at www.cambridgeinternational.org after the live examination series.

Cambridge Assessment International Education is part of Cambridge Assessment. Cambridge Assessment is the brand name of the University of Cambridge Local Examinations Syndicate (UCLES), which is a department of the University of Cambridge.

© UCLES 2023