




UNIVERSITY OF CAMBRIDGE INTERNATIONAL EXAMINATIONS
 General Certificate of Education
 Advanced Subsidiary Level and Advanced Level

CANDIDATE NAME

CENTRE NUMBER

CANDIDATE NUMBER



PHYSICS

9702/22

Paper 2 AS Structured Questions

October/November 2011

1 hour

Candidates answer on the Question Paper.

No Additional Materials are required.

READ THESE INSTRUCTIONS FIRST

Write your Centre number, candidate number and name on all the work you hand in.
 Write in dark blue or black pen.
 You may use a soft pencil for any diagrams, graphs or rough working.
 Do not use staples, paper clips, highlighters, glue or correction fluid.
DO NOT WRITE IN ANY BARCODES.

Answer **all** questions.
 You may lose marks if you do not show your working or if you do not use appropriate units.

At the end of the examination, fasten all your work securely together.
 The number of marks is given in brackets [] at the end of each question or part question.

For Examiner's Use	
1	
2	
3	
4	
5	
6	
7	
Total	

This document consists of **12** printed pages.

Data

speed of light in free space,	$c = 3.00 \times 10^8 \text{ m s}^{-1}$
permeability of free space,	$\mu_0 = 4\pi \times 10^{-7} \text{ H m}^{-1}$
permittivity of free space,	$\epsilon_0 = 8.85 \times 10^{-12} \text{ F m}^{-1}$
elementary charge,	$e = 1.60 \times 10^{-19} \text{ C}$
the Planck constant,	$h = 6.63 \times 10^{-34} \text{ J s}$
unified atomic mass constant,	$u = 1.66 \times 10^{-27} \text{ kg}$
rest mass of electron,	$m_e = 9.11 \times 10^{-31} \text{ kg}$
rest mass of proton,	$m_p = 1.67 \times 10^{-27} \text{ kg}$
molar gas constant,	$R = 8.31 \text{ J K}^{-1} \text{ mol}^{-1}$
the Avogadro constant,	$N_A = 6.02 \times 10^{23} \text{ mol}^{-1}$
the Boltzmann constant,	$k = 1.38 \times 10^{-23} \text{ J K}^{-1}$
gravitational constant,	$G = 6.67 \times 10^{-11} \text{ N m}^2 \text{ kg}^{-2}$
acceleration of free fall,	$g = 9.81 \text{ m s}^{-2}$

Formulae

uniformly accelerated motion,	$s = ut + \frac{1}{2}at^2$ $v^2 = u^2 + 2as$
work done on/by a gas,	$W = p\Delta V$
gravitational potential,	$\phi = -\frac{Gm}{r}$
hydrostatic pressure,	$p = \rho gh$
pressure of an ideal gas,	$p = \frac{1}{3} \frac{Nm}{V} \langle c^2 \rangle$
simple harmonic motion,	$a = -\omega^2 x$
velocity of particle in s.h.m.,	$v = v_0 \cos \omega t$ $v = \pm \omega \sqrt{(x_0^2 - x^2)}$
electric potential,	$V = \frac{Q}{4\pi\epsilon_0 r}$
capacitors in series,	$1/C = 1/C_1 + 1/C_2 + \dots$
capacitors in parallel,	$C = C_1 + C_2 + \dots$
energy of charged capacitor,	$W = \frac{1}{2} QV$
resistors in series,	$R = R_1 + R_2 + \dots$
resistors in parallel,	$1/R = 1/R_1 + 1/R_2 + \dots$
alternating current/voltage,	$x = x_0 \sin \omega t$
radioactive decay,	$x = x_0 \exp(-\lambda t)$
decay constant,	$\lambda = \frac{0.693}{t_{\frac{1}{2}}}$

Answer **all** the questions in the spaces provided.

For
Examiner's
Use

- 1 The variation with time t of the displacement s for a car is shown in Fig. 1.1.

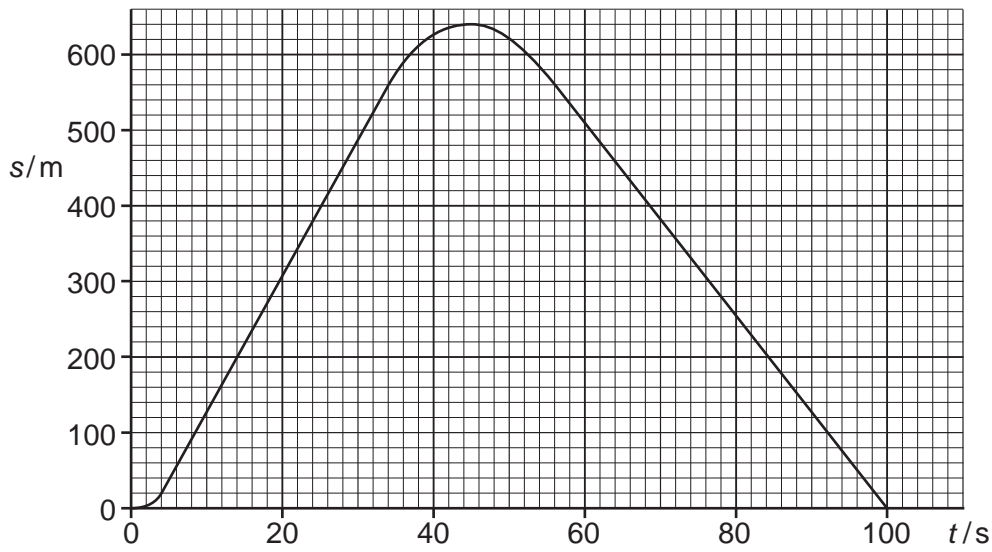


Fig. 1.1

- (a) Determine the magnitude of the average velocity between the times 5.0 s and 35.0 s.

average velocity = ms^{-1} [2]

- (b) On Fig. 1.2, sketch the variation with time t of the velocity v for the car.

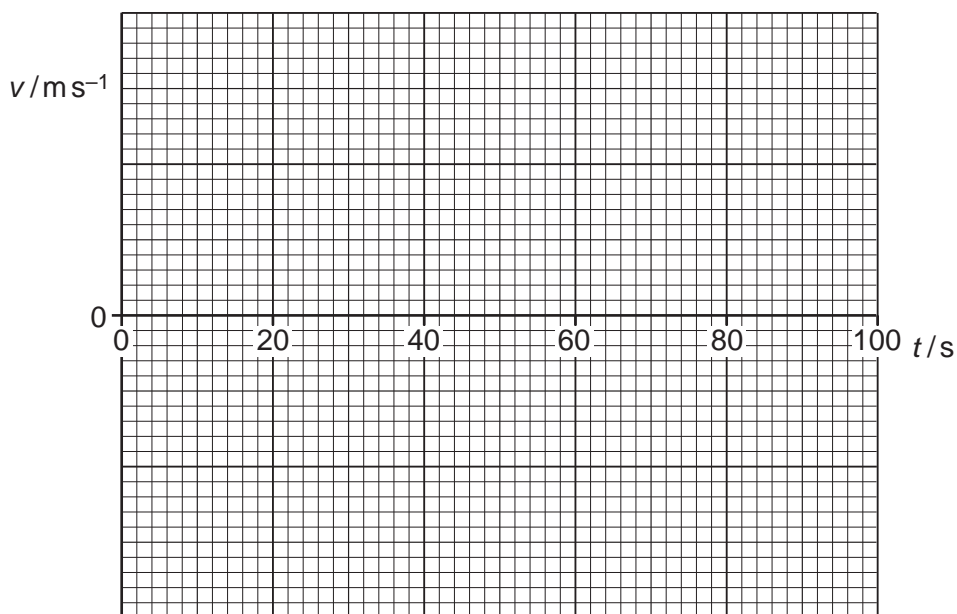


Fig. 1.2

[4]

2 (a) Define

(i) force,

.....
.....[1]

(ii) work done.

.....
.....[1]

(b) A force F acts on a mass m along a straight line for a distance s . The acceleration of the mass is a and the speed changes from an initial speed u to a final speed v .

(i) State the work W done by F .

[1]

(ii) Use your answer in (i) and an equation of motion to show that kinetic energy of a mass can be given by the expression

$$\text{kinetic energy} = \frac{1}{2} \times \text{mass} \times (\text{speed})^2.$$

[3]

(c) A resultant force of 3800N causes a car of mass of 1500kg to accelerate from an initial speed of 15 m s^{-1} to a final speed of 30 m s^{-1} .

(i) Calculate the distance moved by the car during this acceleration.

distance = m [2]

(ii) The same force is used to change the speed of the car from 30 m s^{-1} to 45 m s^{-1} . Explain why the distance moved is not the same as that calculated in (i).

.....
.....
.....[1]

3 (a) Define

(i) *stress*,

.....
.....[1]

(ii) *strain*.

.....
.....[1]

(b) Explain the term *elastic limit*.

.....
.....[1]

(c) Explain the term *ultimate tensile stress*.

.....
.....
.....[2]

(d) (i) A **ductile** material in the form of a wire is stretched up to its breaking point. On Fig. 3.1, sketch the variation with extension x of the stretching force F .



Fig. 3.1

[2]

- (ii) On Fig. 3.2, sketch the variation with x of F for a **brittle** material up to its breaking point.

For
Examiner's
Use



Fig. 3.2

[1]

- (e) (i) Explain the features of the graphs in (d) that show the characteristics of ductile and brittle materials.

.....
.....
.....
.....
..... [2]

- (ii) The force F is removed from the materials in (d) just before the breaking point is reached. Describe the subsequent change in the extension for

1. the ductile material,

.....
..... [1]

2. the brittle material.

.....
..... [1]

4 (a) Define *electric field strength*.

.....
 [1]

(b) Two horizontal metal plates are 20mm apart in a vacuum. A potential difference of 1.5kV is applied across the plates, as shown in Fig. 4.1.

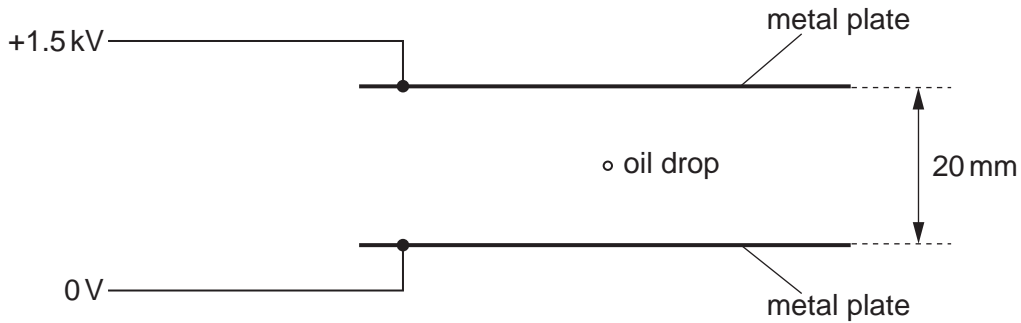


Fig. 4.1

A charged oil drop of mass 5.0×10^{-15} kg is held stationary by the electric field.

(i) On Fig. 4.1, draw lines to represent the electric field between the plates. [2]

(ii) Calculate the electric field strength between the plates.

electric field strength = V m^{-1} [1]

(iii) Calculate the charge on the drop.

charge = C [4]

(iv) The potential of the upper plate is increased. Describe and explain the subsequent motion of the drop.

.....

 [2]

- 5 A potentiometer circuit that is used as a means of comparing potential differences is shown in Fig. 5.1.

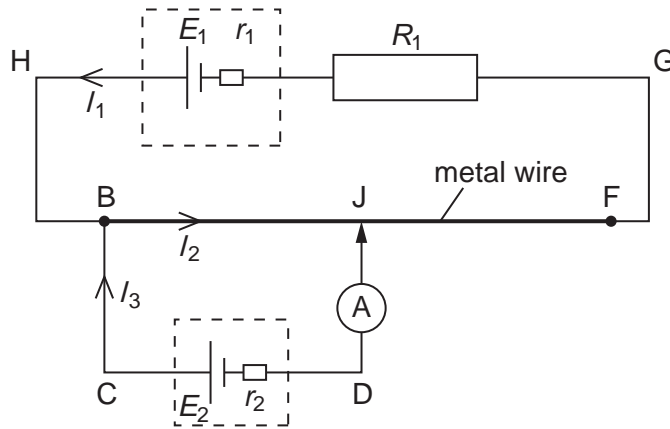


Fig. 5.1

A cell of e.m.f. E_1 and internal resistance r_1 is connected in series with a resistor of resistance R_1 and a uniform metal wire of total resistance R_2 . A second cell of e.m.f. E_2 and internal resistance r_2 is connected in series with a sensitive ammeter and is then connected across the wire at BJ. The connection at J is halfway along the wire. The current directions are shown on Fig. 5.1.

- (a) Use Kirchoff's laws to obtain the relation

- (i) between the currents I_1 , I_2 and I_3 ,

.....[1]

- (ii) between E_1 , R_1 , R_2 , r_1 , I_1 and I_2 in loop HBJFGH,

.....[1]

- (iii) between E_1 , E_2 , r_1 , r_2 , R_1 , R_2 , I_1 and I_3 in the loop HBCDJFGH.

.....[2]

- (b) The connection at J is moved along the wire. Explain why the reading on the ammeter changes.

.....

[2]

6 (a) State the *principle of superposition*.

.....

.....

..... [2]

(b) An arrangement that can be used to determine the speed of sound in air is shown in Fig. 6.1.

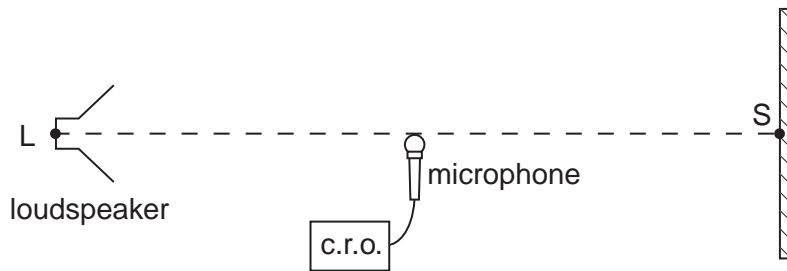


Fig. 6.1

Sound waves of constant frequency are emitted from the loudspeaker L and are reflected from a point S on a hard surface. The loudspeaker is moved away from S until a stationary wave is produced.

Explain how sound waves from L give rise to a stationary wave between L and S.

.....

.....

..... [2]

(c) A microphone connected to a cathode ray oscilloscope (c.r.o.) is positioned between L and S as shown in Fig. 6.1. The trace obtained on the c.r.o. is shown in Fig. 6.2.

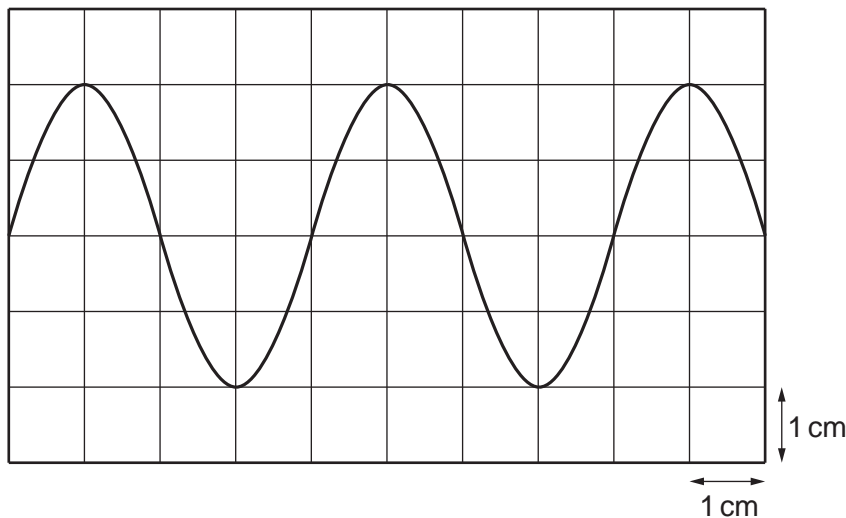


Fig. 6.2

The time-base setting on the c.r.o. is 0.10 ms cm^{-1} .

- (i) Calculate the frequency of the sound wave.

frequency = Hz [2]

- (ii) The microphone is now moved towards S along the line LS. When the microphone is moved 6.7 cm, the trace seen on the c.r.o. varies from a maximum amplitude to a minimum and then back to a maximum.

1. Use the properties of stationary waves to explain these changes in amplitude.

.....
.....
..... [1]

2. Calculate the speed of sound.

speed of sound = ms^{-1} [3]

Please turn over for Question 7.

7 (a) State the experimental observations that show radioactive decay is

(i) spontaneous,

.....
.....[1]

(ii) random.

.....
.....[1]

(b) On Fig. 7.1, complete the charge and mass of α -particles, β -particles and γ -radiation. Give example speeds of α -particles and γ -radiation emitted by a laboratory source.

	α -particle	β -particle	γ -radiation
charge			0
mass	4u		
speed		up to 0.99c	

Fig. 7.1

[3]

(c) Explain the process by which α -particles lose energy when they pass through air.

.....
.....
.....[2]

Permission to reproduce items where third-party owned material protected by copyright is included has been sought and cleared where possible. Every reasonable effort has been made by the publisher (UCLES) to trace copyright holders, but if any items requiring clearance have unwittingly been included, the publisher will be pleased to make amends at the earliest possible opportunity.

University of Cambridge International Examinations is part of the Cambridge Assessment Group. Cambridge Assessment is the brand name of University of Cambridge Local Examinations Syndicate (UCLES), which is itself a department of the University of Cambridge.