* 0000800000001 * DFD
www.dynamicpapers.com

Cambridge Assessment International Education

Cambridge International AS & A Level

CANDIDATE NAME

CENTRE NUMBER

CANDIDATE NUMBER

7125282761

CHEMISTRY **9701/44**

Paper 4 A Level Structured Questions **October/November 2025**

2 hours

You must answer on the question paper.

No additional materials are needed.

INSTRUCTIONS

- Answer **all** questions.
- Use a black or dark blue pen. You may use an HB pencil for any diagrams or graphs.
- Write your name, centre number and candidate number in the boxes at the top of the page.
- Write your answer to each question in the space provided.
- Do **not** use an erasable pen or correction fluid.
- Do **not** write on any bar codes.
- You may use a calculator.
- You should show all your working and use appropriate units.

INFORMATION

- The total mark for this paper is 100.
- The number of marks for each question or part question is shown in brackets [ ].
- The Periodic Table is printed in the question paper.
- Important values, constants and standards are printed in the question paper.

This document has **24** pages.

© UCLES 2025
[Turn over

www.dynamicpapers.com

1 **(a)** Define a transition element.

.....

.....

..... [1]

(b) The 3d orbitals in an isolated gaseous Cu^{2+} ion are degenerate.

(i) Define the term degenerate.

.....

..... [1]

(ii) Complete the electronic configuration of Cu^{2+}.

$1s^2$ ..... [1]

(c) **(i)** State the colours of the aqueous solutions for the **two** copper(II) complex ions shown.

- $[Cu(NH_3)_4(H_2O)_2]^{2+}(aq)$ .....
- $[CuCl_4]^{2-}(aq)$ .....

[1]

(ii) Explain why aqueous complex ions of transition elements are usually coloured.

.....

.....

.....

.....

.....

..... [3]

(d) **(i)** When an excess of $NH_3(aq)$ is added to a solution of $[CuCl_4]^{2-}(aq)$, $[Cu(NH_3)_4(H_2O)_2]^{2+}(aq)$ is formed.

State the type of reaction.
Complete the equation for this reaction. State symbols are **not** required.

type of reaction .....

equation

$[CuCl_4]^{2-}$ + ... → $[Cu(NH_3)_4(H_2O)_2]^{2+}$ + ...

[2]

© UCLES 2025

DO NOT WRITE IN THIS MARGIN DO NOT WRITE IN THIS MARGIN DO NOT WRITE IN THIS MARGIN DO NOT WRITE IN THIS MARGIN DO NOT WRITE IN THIS MARGIN

DO NOT WRITE IN THIS MARGIN
DO NOT WRITE IN THIS MARGIN
DO NOT WRITE IN THIS MARGIN
DO NOT WRITE IN THIS MARGIN
DO NOT WRITE IN THIS MARGIN

(ii) The $[Cu(NH_3)_4(H_2O)_2]^{2+}$ complex ion shows stereoisomerism.

Complete the three-dimensional diagrams in Fig. 1.1 to show the **two** different stereoisomers of $[Cu(NH_3)_4(H_2O)_2]^{2+}$.



Fig. 1.1

[2]

(iii) Deduce which stereoisomer in **(d)(ii)** is polar.

Explain your answer.

polar isomer .....

explanation .....

.....

[1]

(e) The dianion **P** can act as a tridentate ligand.

P

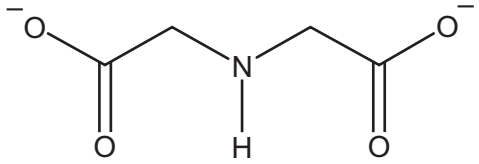

(i) Suggest how **P** can form **three** dative covalent bonds.

.....

.....

..... [1]

(ii) 2 moles of dianion **P**, $C_4H_5NO_4^{2-}$, react with 1 mole of aqueous cobalt(III) ions, $[Co(H_2O)_6]^{3+}$ to form 1 mole of complex ion **Q**.

Deduce the formula and charge of **Q**.

..... [1]

www.dynamicpapers.com

(f) Table 1.1 shows values for the stability constants, K_{stab}, of some silver(I) complexes.

Table 1.1

complex	value of K_{stab}
$[Ag(CN)_2]^-(aq)$	1.1×10^{18}
$[Ag(NH_3)_2]^+(aq)$	1.2×10^{7}
$[Ag(S_2O_3)_2]^{3-}(aq)$	2.9×10^{13}

(i) Define the stability constant of a complex.

.....

.....

..... [1]

(ii) Use the information in Table 1.1 to identify the most stable silver(I) complex.

Explain your answer.

most stable .....

explanation .....

.....

[1]

DO NOT WRITE IN THIS MARGIN
DO NOT WRITE IN THIS MARGIN
DO NOT WRITE IN THIS MARGIN
DO NOT WRITE IN THIS MARGIN
DO NOT WRITE IN THIS MARGIN

© UCLES 2025

www.dynamicpapers.com

DO NOT WRITE IN THIS MARGIN
DO NOT WRITE IN THIS MARGIN
DO NOT WRITE IN THIS MARGIN
DO NOT WRITE IN THIS MARGIN
DO NOT WRITE IN THIS MARGIN

(g) Sodium sulfite, Na_2SO_3, is used as a food preservative.

A 3.75 g sample of impure Na_2SO_3 is dissolved in distilled water and made up to 250 cm^3 in a volumetric flask.

10.0 cm^3 of this solution requires 18.70 cm^3 of acidified 0.0150 mol dm^{-3} MnO_4^-(aq) to reach the end-point.

The equation for the reaction is shown.

$$2MnO_4^- + 5SO_3^{2-} + 6H^+ \rightarrow 2Mn^{2+} + 5SO_4^{2-} + 3H_2O$$

Calculate the percentage by mass of Na_2SO_3 in the sample.

percentage by mass of Na_2SO_3 = ... [3]

[Total: 19]

www.dynamicpapers.com

2 **(a)** The Group 2 sulfates and the Group 2 chromates show similar trends in solubility.

Suggest the trend in the solubility of the Group 2 chromates down the group.

Explain your answer.

.....

.....

.....

.....

.....

..... [4]

(b) Silver(I) chromate, Ag_2CrO_4, is sparingly soluble in water.

(i) Write an ionic equation to show the equilibrium between solid Ag_2CrO_4 and its aqueous solution.

Include state symbols.

..... [1]

(ii) The value of the solubility product, K_{sp}, of Ag_2CrO_4 is 1.12×10^{-12} at 298 K.

Calculate the equilibrium concentration of Ag^+, in $mol\,dm^{-3}$, in a saturated solution of Ag_2CrO_4 at 298 K.

equilibrium concentration of Ag^+ = ... $mol\,dm^{-3}$ [3]

DO NOT WRITE IN THIS MARGIN
DO NOT WRITE IN THIS MARGIN
DO NOT WRITE IN THIS MARGIN
DO NOT WRITE IN THIS MARGIN
DO NOT WRITE IN THIS MARGIN

© UCLES 2025

www.dynamicpapers.com

(c) The hydrogenchromate ion, $HCrO_4^-$, is a weak acid. The pK_a of $HCrO_4^-$ is 6.49.

(i) Calculate the pH of a 0.0250 mol dm^{-3} $HCrO_4^-$ solution.

pH = ... [2]

(ii) $HCrO_4^-$ can show amphoteric behaviour.

State the formula of:

- the conjugate acid of $HCrO_4^-$ .....
- the conjugate base of $HCrO_4^-$. .....

[1]

DO NOT WRITE IN THIS MARGIN
DO NOT WRITE IN THIS MARGIN
DO NOT WRITE IN THIS MARGIN
DO NOT WRITE IN THIS MARGIN
DO NOT WRITE IN THIS MARGIN

www.dynamicpapers.com

(d) Table 2.1 shows some energy changes.

Table 2.1

energy change	value / kJ mol^{-1}
first ionisation energy of silver	+731
second ionisation energy of silver	+2074
first ionisation energy of sulfur	+1000
second ionisation energy of sulfur	+2251
first electron affinity of sulfur	–200
second electron affinity of sulfur	+532
enthalpy change of atomisation of sulfur	+279
enthalpy change of formation of silver(I) sulfide, $Ag_2S(s)$	–33
lattice energy of silver(I) sulfide, $Ag_2S(s)$	–2677

(i) Define the term first electron affinity.

.....

.....

..... [1]

(ii) Explain why the value for the second electron affinity of sulfur is positive.

.....

.....

..... [1]

(iii) Construct an equation for the lattice energy of Ag_2S.

Include state symbols.

..... [1]

DO NOT WRITE IN THIS MARGIN
DO NOT WRITE IN THIS MARGIN
DO NOT WRITE IN THIS MARGIN
DO NOT WRITE IN THIS MARGIN
DO NOT WRITE IN THIS MARGIN

© UCLES 2025

www.dynamicpapers.com

DO NOT WRITE IN THIS MARGIN
DO NOT WRITE IN THIS MARGIN
DO NOT WRITE IN THIS MARGIN
DO NOT WRITE IN THIS MARGIN
DO NOT WRITE IN THIS MARGIN

(iv) Calculate the enthalpy change of atomisation, ΔH_{at}, in $kJ\,mol^{-1}$, of silver using relevant data from Table 2.1.

It may be helpful to draw a labelled Born–Haber cycle.

Show your working.

ΔH_{at} of silver = ... $kJ\,mol^{-1}$ [3]

(e) Suggest how the magnitude for the lattice energy of $Ag_2S(s)$ differs from the lattice energy of $Cu_2S(s)$.

Explain your answer.

.....

.....

..... [1]

[Total: 18]

www.dynamicpapers.com

3 **(a)** Define the term entropy.

.....

..... [1]

(b) **(i)** Place **one** tick (✓) in each row of Table 3.1 to show the sign of the entropy change, ΔS, for each process.

Table 3.1

process	ΔS is negative	ΔS is positive
steam condensing into water		
solid KCl dissolving in water		

[1]

(ii) Chlorine trifluoride, ClF$_3$, decomposes on heating into its elements, as shown.

reaction 1 $2ClF_3(g) \rightarrow Cl_2(g) + 3F_2(g)$

Standard entropies are shown in Table 3.2.

Table 3.2

substance	ClF$_3$(g)	Cl_2(g)	F$_2$(g)
$S^{\ominus}$ / J K^{-1} mol^{-1}	+281.6	+223.1	+203.0

Calculate the standard entropy change, $\Delta S^{\ominus}$, in J K^{-1} mol^{-1}, for reaction 1.

$\Delta S^{\ominus}$ for reaction 1 = ... J K^{-1} mol^{-1} [2]

(c) Group 2 carbonates decompose on heating. The decomposition for one of the Group 2 carbonates, MCO$_3$, is shown in reaction 2.

reaction 2 $MCO_3(s) \rightarrow MO(s) + CO_2(g)$

(i) Predict the sign of the entropy change, ΔS, for reaction 2.

Explain your answer.

.....

..... [1]

© UCLES 2025

DO NOT WRITE IN THIS MARGIN
DO NOT WRITE IN THIS MARGIN
DO NOT WRITE IN THIS MARGIN
DO NOT WRITE IN THIS MARGIN
DO NOT WRITE IN THIS MARGIN

DO NOT WRITE IN THIS MARGIN
DO NOT WRITE IN THIS MARGIN
DO NOT WRITE IN THIS MARGIN
DO NOT WRITE IN THIS MARGIN
DO NOT WRITE IN THIS MARGIN

(ii) The Gibbs equation is shown.

$$\Delta G^{\ominus} = \Delta H^{\ominus} - T\Delta S^{\ominus}$$

Fig. 3.1 shows values of the Gibbs free energy change, $\Delta G^{\ominus}$, in $kJ\,mol^{-1}$, at different temperatures, T, in K, for reaction 2.

Assume $\Delta H^{\ominus}$ and $\Delta S^{\ominus}$ values for this reaction remain constant over this temperature range.

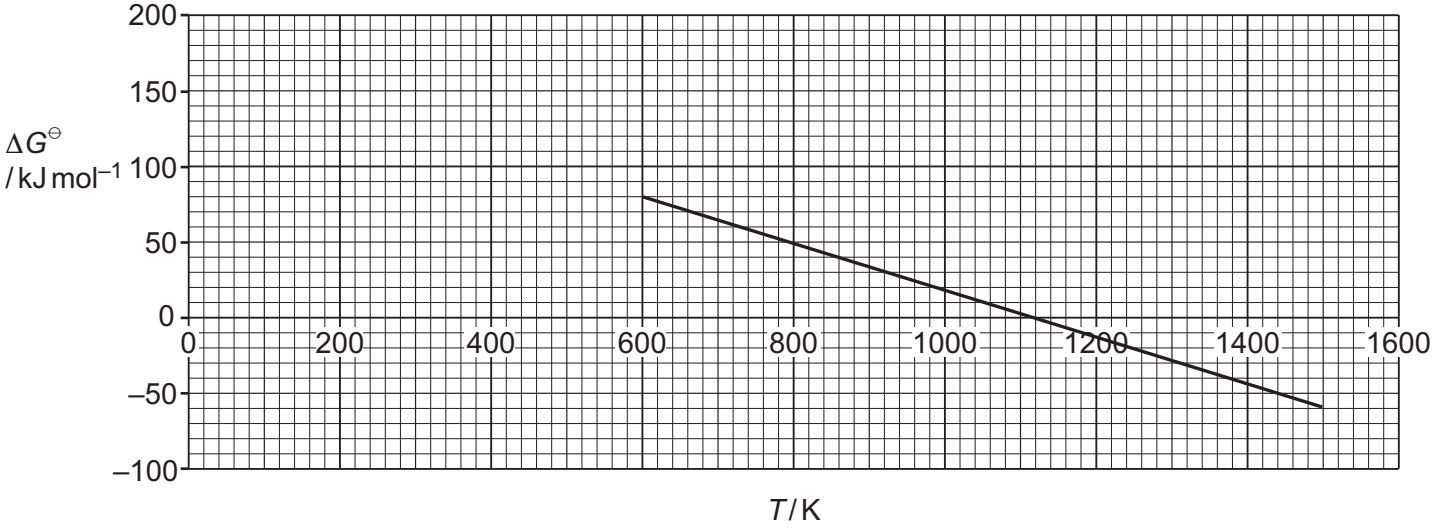

Fig. 3.1

Use the gradient and intercept on the y-axis in Fig. 3.1 and the Gibbs equation to determine:

- $\Delta S^{\ominus}$, in $J\,K^{-1}\,mol^{-1}$, for reaction 2
- the minimum temperature, T, in K, at which the reaction is feasible
- $\Delta H^{\ominus}$, in $kJ\,mol^{-1}$, for reaction 2.

$\Delta S^{\ominus}$ for reaction 2 = ... $J\,K^{-1}\,mol^{-1}$

minimum temperature, T = ... K

$\Delta H^{\ominus}$ for reaction 2 = ... $kJ\,mol^{-1}$

[4]

[Total: 9]

www.dynamicpapers.com

4 **(a)** Nitrogen monoxide, NO, reacts with hydrogen, as shown in reaction 3.

reaction 3 $2NO + 2H_2 \rightarrow N_2 + 2H_2O$

(i) The rate equation for reaction 3 is shown.

$$\text{rate} = k[H_2][NO]^2$$

Complete Table 4.1.

Table 4.1

the order of reaction with respect to $[H_2]$	
the order of reaction with respect to [NO]	
the overall order of the reaction	

[1]

(ii) Predict how the initial rate for reaction 3 changes when the concentration of NO is halved.

..... [1]

(iii) Predict how the initial rate for reaction 3 changes when the concentrations of NO and H_2 are both increased **three** times.

..... [1]

(iv) Suggest why reaction 3 is unlikely to proceed by a mechanism involving only a single step.

.....

..... [1]

(v) Suggest equations for the **three** steps of the reaction mechanism for reaction 3.

Each step involves a reaction between **two** molecules.

step 1 ..... $\rightarrow$ .....

step 2 ..... + ... $\rightarrow N_2O +$ .....

step 3 $N_2O +$ ..... $\rightarrow$ ..... + ...

[2]

(vi) Suggest the role of N_2O in this mechanism.

Explain your reasoning.

.....

..... [1]

© UCLES 2025

DO NOT WRITE IN THIS MARGIN
DO NOT WRITE IN THIS MARGIN
DO NOT WRITE IN THIS MARGIN
DO NOT WRITE IN THIS MARGIN
DO NOT WRITE IN THIS MARGIN

www.dynamicpapers.com

DO NOT WRITE IN THIS MARGIN
DO NOT WRITE IN THIS MARGIN
DO NOT WRITE IN THIS MARGIN
DO NOT WRITE IN THIS MARGIN
DO NOT WRITE IN THIS MARGIN

(b) Iodine, I_2, reacts with thiosulfate ions, $S_2O_3^{2-}$, as shown in reaction 4.

reaction 4 $2S_2O_3^{2-} + I_2 \rightarrow S_4O_6^{2-} + 2I^-$

Reaction 4 is carried out in the presence of a large excess of I_2. Under these conditions, the reaction is first order with respect to $[S_2O_3^{2-}]$ and zero order with respect to $[I_2]$.

The half-life, $t_{\frac{1}{2}}$, for reaction 4 is 720 s under certain conditions.

Calculate the value of the rate constant, *k*, for reaction 4. Include the units of *k*.

k = ... units ..... [1]

(c) The reaction between iodide ions, I^-(aq), and peroxydisulfate ions, $S_2O_8^{2-}$(aq), is catalysed by Co^{3+}(aq). The mechanism is similar to the mechanism of this reaction when Fe^{3+}(aq) is used as the catalyst.

(i) State the type of catalysis that occurs in this reaction.

Explain your reasoning.

.....

..... [1]

(ii) Write **two** equations to show how Co^{3+}(aq) catalyses this reaction.

equation 1 .....

equation 2 .....
[2]

(iii) Suggest why this reaction is slow in the absence of Co^{3+}(aq).

.....

..... [1]

[Total: 12]

www.dynamicpapers.com

5 **(a)** Describe and explain the shape of benzene.

In your answer, include:

- the shape and bond angle in the ring
- the hybridisation of the carbon atoms
- how orbital overlap forms σ and π bonds between the carbon atoms in the ring.

.....

.....

.....

.....

.....

.....

.....

..... [4]

(b) Fig. 5.1 shows two reactions of benzoic acid.

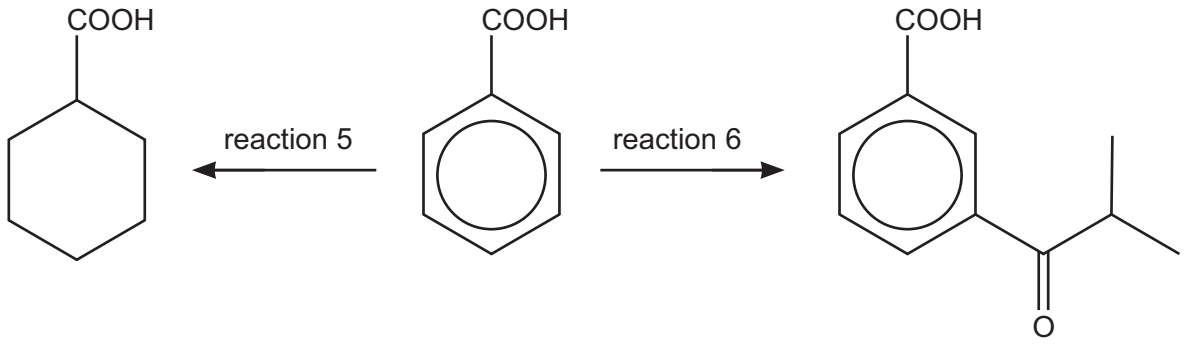

Fig. 5.1

(i) Suggest reagents and conditions for reaction 5 and for reaction 6 in Fig. 5.1.

reaction 5 .....

reaction 6 .....

[2]

(ii) State the type of reaction for reaction 5 in Fig. 5.1.

..... [1]

DO NOT WRITE IN THIS MARGIN
DO NOT WRITE IN THIS MARGIN
DO NOT WRITE IN THIS MARGIN
DO NOT WRITE IN THIS MARGIN
DO NOT WRITE IN THIS MARGIN

DO NOT WRITE IN THIS MARGIN
DO NOT WRITE IN THIS MARGIN
DO NOT WRITE IN THIS MARGIN
DO NOT WRITE IN THIS MARGIN
DO NOT WRITE IN THIS MARGIN

(c) In the electrophilic substitution of arenes, different substituents can direct to different ring positions.

(i) Describe the directing effect of the $-CH_2CH_3$ group.

Explain your answer.

.....

..... [1]

(ii) The alkylation of arenes uses a mixture of CH_3CH_2Br and $FeBr_3$ to generate the $CH_3CH_2^+$ electrophile.

Write an equation for the formation of the $CH_3CH_2^+$ electrophile.

..... [1]

(iii) Complete the mechanism in Fig. 5.2.

Include all relevant curly arrows and charges. Draw the structure of the organic intermediate.

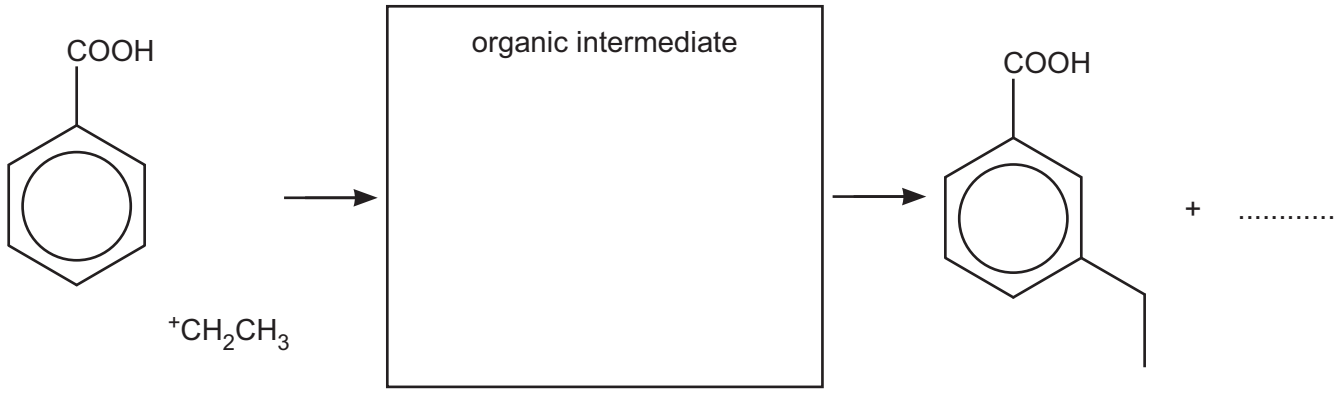

Fig. 5.2

[3]

(iv) Write an equation to show how $FeBr_3$ is regenerated after the reaction in Fig. 5.2.

..... [1]

[Total: 13]

www.dynamicpapers.com

6 **(a)** Compound **Z** is used in organic synthesis.

Z

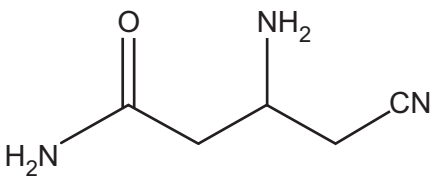

Complete Table 6.1 to show the number of sp, sp^2 and sp^3 hybridised carbon atoms present in one molecule of **Z**.

Table 6.1

type of hybridisation	sp	sp^2	sp^3
number of carbon atoms			

[1]

(b) **Z** can undergo different reactions, as shown in Fig. 6.1.

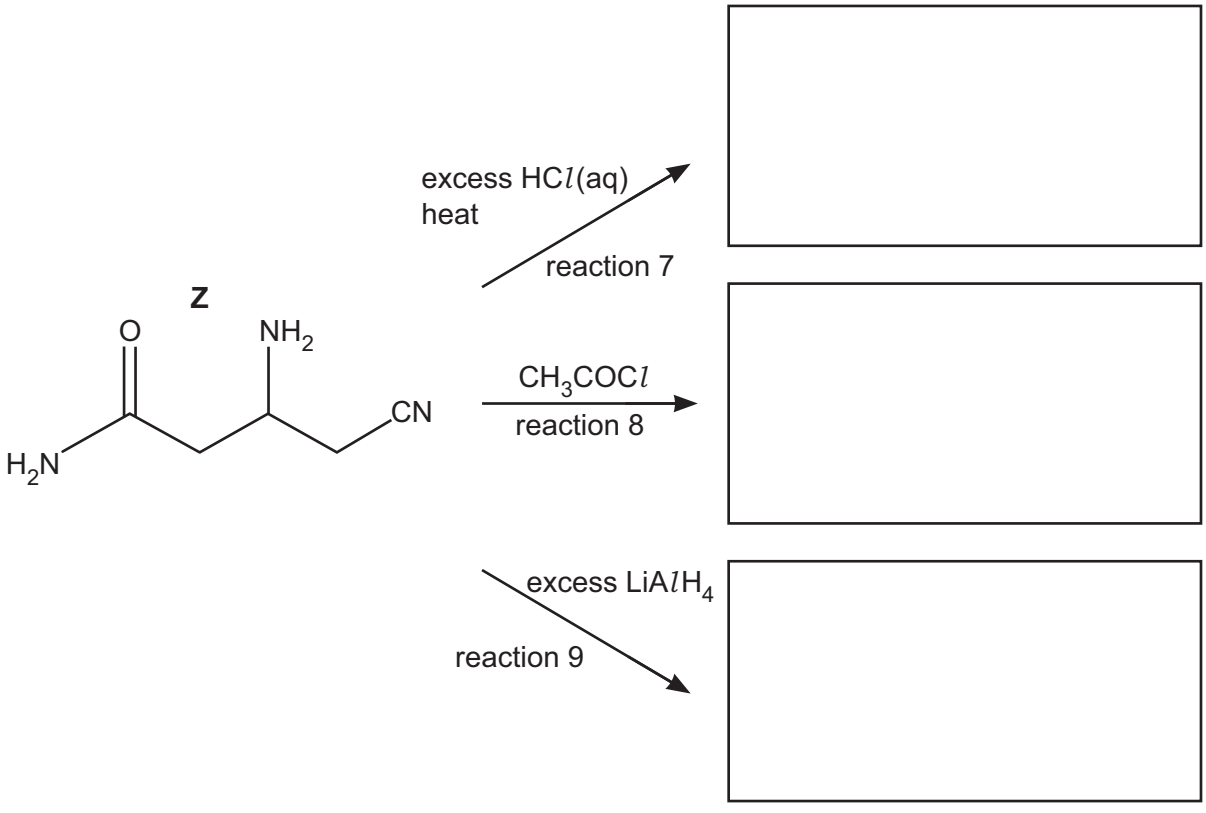

Fig. 6.1

(i) Name the **two** types of reaction occurring in reaction 7 in Fig. 6.1.

..... and ..... [1]

(ii) Draw the structures of the organic products of reactions 7, 8 and 9 in Fig. 6.1. [4]

© UCLES 2025

DO NOT WRITE IN THIS MARGIN
DO NOT WRITE IN THIS MARGIN
DO NOT WRITE IN THIS MARGIN
DO NOT WRITE IN THIS MARGIN
DO NOT WRITE IN THIS MARGIN

DO NOT WRITE IN THIS MARGIN
DO NOT WRITE IN THIS MARGIN
DO NOT WRITE IN THIS MARGIN
DO NOT WRITE IN THIS MARGIN
DO NOT WRITE IN THIS MARGIN

(c) Compound **Z** is dissolved in D_2O and analysed by carbon-13 NMR and proton (^1H) NMR spectroscopy.

(i) Predict the number of peaks in the carbon-13 NMR spectrum of **Z**.

..... [1]

(ii) The proton (^1H) NMR spectrum of **Z** in D_2O gives three peaks for the proton environments, labelled **a**, **b** and **c**, as shown on Fig. 6.2.

Z

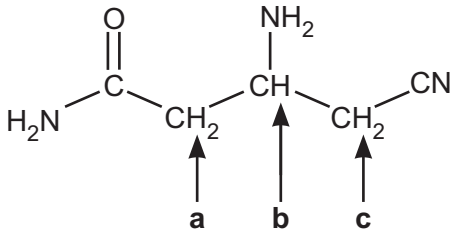

Fig. 6.2

Complete Table 6.2 for the proton (^1H) NMR spectrum of **Z** in D_2O.

Table 6.2

proton environment	**a**	**b**	**c**
name of splitting pattern			
chemical shift range, δ/ppm			

[2]

Table 6.3

environment of proton	example	chemical shift range, δ/ppm
alkane	–C**H**$_3$, –C**H**$_2$–, >C**H**–	0.9–1.7
alkyl next to C=O	C**H**$_3$–C=O, –C**H**$_2$–C=O, >C**H**–C=O	2.2–3.0
alkyl next to nitrile	–C**H**$_2$–CN	2.0–3.0
alkyl next to electronegative atom	C**H**$_3$–O, –C**H**$_2$–O, –C**H**$_2$–N	3.2–4.0
attached to alkene	=C**H**R	4.5–6.0
alkyl amine	R–N**H**–	1.0–5.0
amide	RCON**H**R	5.0–12.0

[Total: 9]

www.dynamicpapers.com

7 Phenylmethanol and 4-methylphenol are isomers.

phenylmethanol

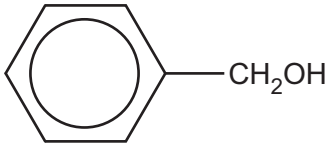

4-methylphenol

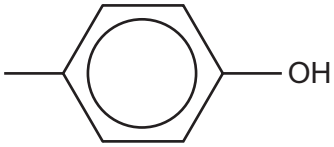

(a) Complete Table 7.1 to show the relative acidities of benzoic acid (C_6H_5COOH), phenylmethanol, 4-methylphenol and water.

Explain your answer.

Table 7.1

	name of compound
most acidic ↓	
least acidic	

explanation .....

.....

.....

.....

.....

.....

.....

.....

[4]

(b) 4-methylphenol reacts readily with sodium.

Complete the equation for this reaction.

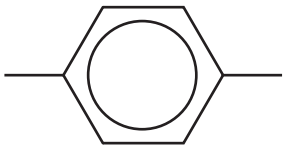

+ ..... →

[1]

© UCLES 2025

DO NOT WRITE IN THIS MARGIN
DO NOT WRITE IN THIS MARGIN
DO NOT WRITE IN THIS MARGIN
DO NOT WRITE IN THIS MARGIN
DO NOT WRITE IN THIS MARGIN

www.dynamicpapers.com

DO NOT WRITE IN THIS MARGIN
DO NOT WRITE IN THIS MARGIN
DO NOT WRITE IN THIS MARGIN
DO NOT WRITE IN THIS MARGIN
DO NOT WRITE IN THIS MARGIN

(c) Under certain conditions, ethane-1,2-diol, $HOCH_2CH_2OH$, reacts with propane-1,3-dioic acid, $HOOCCH_2COOH$, to form different organic products, as shown in Fig. 7.1.

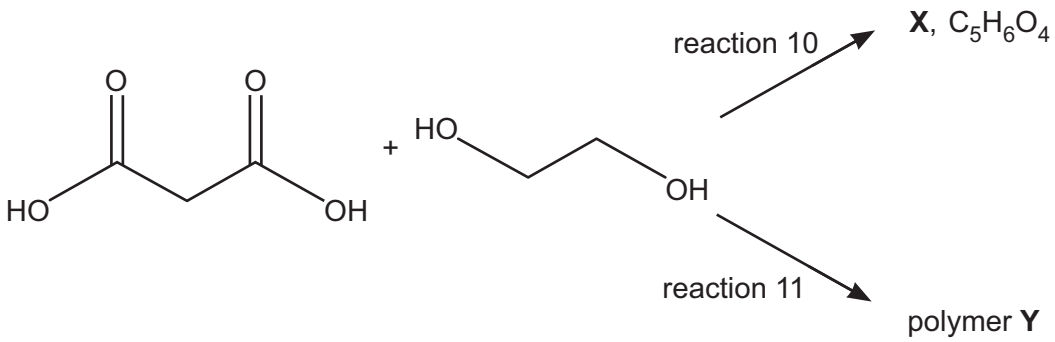

Fig. 7.1

(i) **X** does **not** react with Na metal.

Draw the structure of the organic product **X**, $C_5H_6O_4$, shown in Fig. 7.1.

[1]

(ii) Reactions 10 and 11 in Fig. 7.1 are different types of reaction.

Name the type of reaction for reaction 10 and for reaction 11.

reaction 10 .....

reaction 11 .....

[1]

(iii) Draw a section of polymer **Y** showing only **one** repeat unit.

The new functional group formed should be displayed.

[2]

[Total: 9]

www.dynamicpapers.com

8 **(a)** Describe the difference in reactivity between ethanoyl chloride and chlorobenzene with water.

Explain your answer.

.....

.....

.....

.....

.....

..... [2]

(b) The structure of compound **V** is shown.

V

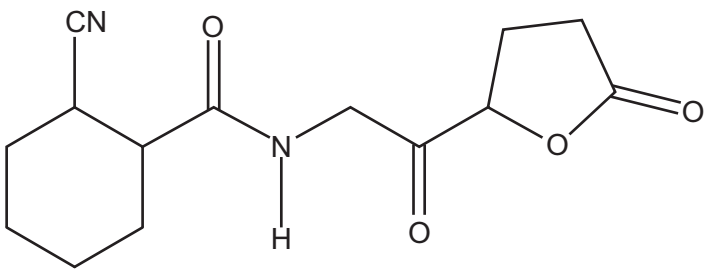

(i) Name all the functional groups in **V**.

.....

.....

..... [2]

(ii) Deduce the number of possible optical isomers for **V**.

..... [1]

(iii) Suggest **one** reason, other than better biological activity and lower dosage required, why it is beneficial to synthesise a single optical isomer of **V** for use as a drug.

.....

.....

..... [1]

DO NOT WRITE IN THIS MARGIN
DO NOT WRITE IN THIS MARGIN
DO NOT WRITE IN THIS MARGIN
DO NOT WRITE IN THIS MARGIN
DO NOT WRITE IN THIS MARGIN

www.dynamicpapers.com

(c) A sample of **V** is hydrolysed with an excess of hot aqueous alkali.

The products are isolated from the reaction mixture at pH 12.

Draw the structures of the **two** organic products of the **complete** alkaline hydrolysis of **V** in Fig. 8.1.



Fig. 8.1

[3]

DO NOT WRITE IN THIS MARGIN
DO NOT WRITE IN THIS MARGIN
DO NOT WRITE IN THIS MARGIN
DO NOT WRITE IN THIS MARGIN
DO NOT WRITE IN THIS MARGIN

(d) A polypeptide formed from four amino acids, **A**, **B**, **C** and **D**, is completely hydrolysed and then analysed by gas–liquid chromatography.

The chromatogram produced is shown in Fig. 8.2.

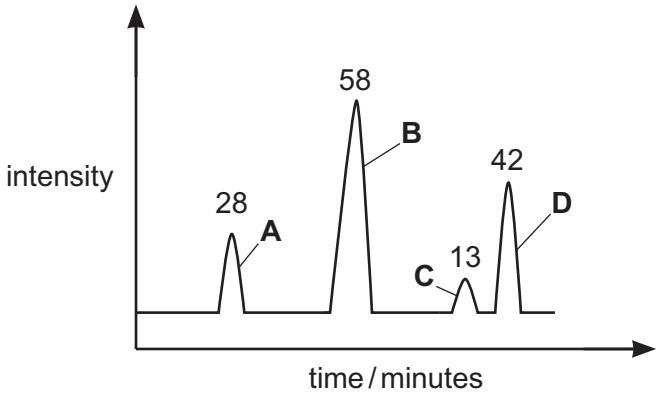

Fig. 8.2

The number above each peak represents the area under the peak.

The area under each peak is proportional to the mass of the respective amino acid in the mixture.

(i) Calculate the percentage by mass of amino acid **A** in the original mixture.

percentage by mass of amino acid **A** = ... [1]

(ii) The retention time for amino acid **D** is the longest.

Explain why **D** has a longer retention time than the **other** amino acids **A**, **B** and **C**.

.....

.....

.....

..... [1]

[Total: 11]

DO NOT WRITE IN THIS MARGIN
DO NOT WRITE IN THIS MARGIN
DO NOT WRITE IN THIS MARGIN
DO NOT WRITE IN THIS MARGIN
DO NOT WRITE IN THIS MARGIN

www.dynamicpapers.com

Important values, constants and standards

molar gas constant	$R = 8.31\,\text{J K}^{-1}\,\text{mol}^{-1}$
Faraday constant	$F = 9.65 \times 10^{4}\,\text{C mol}^{-1}$
Avogadro constant	$L = 6.02 \times 10^{23}\,\text{mol}^{-1}$
electronic charge	$e = -1.60 \times 10^{-19}\,\text{C}$
molar volume of gas	$V_m = 22.4\,\text{dm}^3\,\text{mol}^{-1}$ at s.t.p. (101 kPa and 273 K) $V_m = 24.0\,\text{dm}^3\,\text{mol}^{-1}$ at room conditions
ionic product of water	$K_w = 1.00 \times 10^{-14}\,\text{mol}^2\,\text{dm}^{-6}$ (at 298 K (25 °C))
specific heat capacity of water	$c = 4.18\,\text{kJ kg}^{-1}\,\text{K}^{-1}$ ($4.18\,\text{J g}^{-1}\,\text{K}^{-1}$)

DO NOT WRITE IN THIS MARGIN
DO NOT WRITE IN THIS MARGIN
DO NOT WRITE IN THIS MARGIN
DO NOT WRITE IN THIS MARGIN
DO NOT WRITE IN THIS MARGIN

© UCLES 2025

© UCLES 2025

To avoid the issue of disclosure of answer-related information to candidates, all copyright acknowledgements are reproduced online in the Cambridge Assessment International Education Copyright Acknowledgements Booklet. This is produced for each series of examinations and is freely available to download at www.cambridgeinternational.org after the live examination series.

* 000080000024 * DFD

www.dynamicpapers.com

The Periodic Table of Elements

Group																	
1	2											13	14	15	16	17	18
							1 H hydrogen 1.0										2 He helium 4.0
3 Li lithium 6.9	4 Be beryllium 9.0											5 B boron 10.8	6 C carbon 12.0	7 N nitrogen 14.0	8 O oxygen 16.0	9 F fluorine 19.0	10 Ne neon 20.2
11 Na sodium 23.0	12 Mg magnesium 24.3	3	4	5	6	7	8	9	10	11	12	13 Al aluminium 27.0	14 Si silicon 28.1	15 P phosphorus 31.0	16 S sulfur 32.1	17 Cl chlorine 35.5	18 Ar argon 39.9
19 K potassium 39.1	20 Ca calcium 40.1	21 Sc scandium 45.0	22 Ti titanium 47.9	23 V vanadium 50.9	24 Cr chromium 52.0	25 Mn manganese 54.9	26 Fe iron 55.8	27 Co cobalt 58.9	28 Ni nickel 58.7	29 Cu copper 63.5	30 Zn zinc 65.4	31 Ga gallium 69.7	32 Ge germanium 72.6	33 As arsenic 74.9	34 Se selenium 79.0	35 Br bromine 79.9	36 Kr krypton 83.8
37 Rb rubidium 85.5	38 Sr strontium 87.6	39 Y yttrium 88.9	40 Zr zirconium 91.2	41 Nb niobium 92.9	42 Mo molybdenum 95.9	43 Tc technetium –	44 Ru ruthenium 101.1	45 Rh rhodium 102.9	46 Pd palladium 106.4	47 Ag silver 107.9	48 Cd cadmium 112.4	49 In indium 114.8	50 Sn tin 118.7	51 Sb antimony 121.8	52 Te tellurium 127.6	53 I iodine 126.9	54 Xe xenon 131.3
55 Cs caesium 132.9	56 Ba barium 137.3	57–71 lanthanoids	72 Hf hafnium 178.5	73 Ta tantalum 180.9	74 W tungsten 183.8	75 Re rhenium 186.2	76 Os osmium 190.2	77 Ir iridium 192.2	78 Pt platinum 195.1	79 Au gold 197.0	80 Hg mercury 200.6	81 Tl thallium 204.4	82 Pb lead 207.2	83 Bi bismuth 209.0	84 Po polonium –	85 At astatine –	86 Rn radon –
87 Fr francium –	88 Ra radium –	89–103 actinoids	104 Rf rutherfordium –	105 Db dubnium –	106 Sg seaborgium –	107 Bh bohrium –	108 Hs hassium –	109 Mt meitnerium –	110 Ds darmstadtium –	111 Rg roentgenium –	112 Cn copernicium –	113 Nh nihonium –	114 Fl flerovium –	115 Mc moscovium –	116 Lv livermorium –	117 Ts tennessine –	118 Og oganesson –

Key

atomic number
atomic symbol
name
relative atomic mass

lanthanoids	57 La lanthanum 138.9	58 Ce cerium 140.1	59 Pr praseodymium 140.9	60 Nd neodymium 144.2	61 Pm promethium –	62 Sm samarium 150.4	63 Eu europium 152.0	64 Gd gadolinium 157.3	65 Tb terbium 158.9	66 Dy dysprosium 162.5	67 Ho holmium 164.9	68 Er erbium 167.3	69 Tm thulium 168.9	70 Yb ytterbium 173.1	71 Lu lutetium 175.0
actinoids	89 Ac actinium –	90 Th thorium 232.0	91 Pa protactinium 231.0	92 U uranium 238.0	93 Np neptunium –	94 Pu plutonium –	95 Am americium –	96 Cm curium –	97 Bk berkelium –	98 Cf californium –	99 Es einsteinium –	100 Fm fermium –	101 Md mendelevium –	102 No nobelium –	103 Lr lawrencium –

DO NOT WRITE IN THIS MARGIN DO NOT WRITE IN THIS MARGIN DO NOT WRITE IN THIS MARGIN DO NOT WRITE IN THIS MARGIN DO NOT WRITE IN THIS MARGIN