

Cambridge  
International  
AS & A Level

**Cambridge International Examinations**  
Cambridge International Advanced Subsidiary and Advanced Level

CANDIDATE  
NAME

CENTRE  
NUMBER

--	--	--	--	--

CANDIDATE  
NUMBER

--	--	--	--

\* 6 8 9 7 4 6 1 2 0 7 \*

**CHEMISTRY**

**9701/22**

Paper 2 AS Level Structured Questions

**May/June 2016**

**1 hour 15 minutes**

Candidates answer on the Question Paper.

Additional Materials: Data Booklet

**READ THESE INSTRUCTIONS FIRST**

Write your Centre number, candidate number and name on all the work you hand in.

Write in dark blue or black pen.

You may use an HB pencil for any diagrams or graphs.

Do not use staples, paper clips, glue or correction fluid.

DO **NOT** WRITE IN ANY BARCODES.

Answer **all** questions.

Electronic calculators may be used.

You may lose marks if you do not show your working or if you do not use appropriate units.

A Data Booklet is provided.

At the end of the examination, fasten all your work securely together.

The number of marks is given in brackets [ ] at the end of each question or part question.

This document consists of **11** printed pages and **1** blank page.

Answer **all** the questions in the spaces provided.

- 1 (a) Complete the table to show the composition and identity of some atoms and ions.

name of element	nucleon number	atomic number	number of protons	number of neutrons	number of electrons	overall charge
boron	10	5	.....	.....	.....	0
nitrogen	.....	.....	.....	8	10	.....
.....	208	82	82	.....	80	.....
.....	.....	.....	3	3	.....	+1

[4]

- (b) The fifth to eighth ionisation energies of three elements in the third period of the Periodic Table are given. The symbols used for reference are **not** the actual symbols of the elements.

	ionisation energies, kJ mol <sup>-1</sup>			
	fifth	sixth	seventh	eighth
<b>X</b>	7012	8496	27 107	31 671
<b>Y</b>	6542	9362	11 018	33 606
<b>Z</b>	7238	8781	11 996	13 842

- (i) State and explain the group number of element **Y**.

group number .....

explanation .....

..... [1]

- (ii) State and explain the general trend in **first** ionisation energies across the third period.

.....

.....

..... [2]

- (iii) Complete the electronic configuration of element **X**.

1s<sup>2</sup> ..... [1]

- (c) A sample of oxygen exists as a mixture of three isotopes. Information about two of these isotopes is given in the table.

mass number	16	17
abundance	99.76%	0.04%

- (i) Calculate the abundance of the third isotope.

abundance = ..... % [1]

- (ii) The relative atomic mass of this sample of oxygen is 16.0044.

Calculate the mass number of the third isotope. You **must** show your working.

mass number = ..... [2]

[Total: 11]

- 2 The elements in Group 17, the halogens, and their compounds, show many similarities and trends in their properties. Some data are given for the elements fluorine to iodine.

element	bond energy /kJ mol <sup>-1</sup>	standard enthalpy change of atomisation, $\Delta H_{\text{at}}^{\ominus}$ /kJ mol <sup>-1</sup>	boiling point of element /K	boiling point of <b>hydrogen halide</b> /K
fluorine, F–F	158	79	85	293
chlorine, Cl–Cl	242	121	238	188
bromine, Br–Br	193	112	332	206
iodine, I–I	151	107	457	238

- (a) (i) Explain the meaning of the term *standard enthalpy change of atomisation*.

.....  
 .....  
 ..... [3]

- (ii) For fluorine and chlorine, the enthalpy changes of atomisation are half the value of the bond energies.

For bromine and iodine, the enthalpy changes of atomisation are much more than half the value of the bond energies.

Suggest a reason for this difference.

.....  
 .....  
 ..... [1]

- (iii) The standard enthalpy of formation of iodine monochloride, ICl, is  $-24.0 \text{ kJ mol}^{-1}$ .

Use this information and the bond energies of iodine and chlorine to calculate the I–Cl bond energy.

I–Cl bond energy = ..... kJ mol<sup>-1</sup> [2]

- (b) (i) Explain the trend in the boiling points of the hydrogen halides, HCl, HBr and HI.

.....  
 .....  
 ..... [2]

- (ii) Suggest why the hydrogen halide HF does not follow the trend in boiling points shown by HCl, HBr and HI.

.....  
 .....  
 ..... [2]

- (c) In an experiment, two of the halogens are represented as  $P_2$  and  $Q_2$ .

$P_2$  combines with hydrogen on heating to form  $HP$ , which can be easily broken down into its elements. A solution of  $HP$  in water reacts with aqueous silver ions to form a yellow precipitate that is insoluble in dilute aqueous ammonia.

$Q_2$  combines explosively with hydrogen in sunlight to form  $HQ$ , which is stable to heat. A solution of  $HQ$  in water reacts with aqueous silver ions to form a white precipitate that is soluble in dilute aqueous ammonia.

- (i) Identify the halogens  $P_2$  and  $Q_2$ .

$P_2$  = .....  $Q_2$  = ..... [1]

- (ii)  $HP$  readily decomposes into its elements when heated but  $HQ$  is stable to heat. Explain this with reference to bond energies.

.....  
 .....  
 ..... [2]

- (iii) Write an equation for the thermal decomposition of  $HP$ .

..... [1]

(iv) Write ionic equations, including state symbols, for

1. the formation of the white precipitate on addition of aqueous silver ions to aqueous HQ,

.....

2. the subsequent dissolving of this precipitate in dilute aqueous ammonia.

.....

[2]

(d) Chlorine reacts directly with many elements to form chlorides. Three such compounds are  $MgCl_2$ ,  $AlCl_3$  and  $SiCl_4$ .

(i) State and explain the pattern shown by the formulae of these three chlorides.

.....

.....

..... [2]

(ii) Write equations to show the behaviour of each of these chlorides when added to water.

$MgCl_2$  .....

$AlCl_3$  .....

$SiCl_4$  .....

[3]

[Total: 21]

- 3 Acidified potassium dichromate(VI) can oxidise ethanedioic acid,  $\text{H}_2\text{C}_2\text{O}_4$ .  
The relevant half-equations are shown.



- (a) State the overall equation for the reaction between acidified dichromate(VI) ions and ethanedioic acid.

..... [2]

- (b) In an experiment a 0.242 g sample of hydrated ethanedioic acid,  $\text{H}_2\text{C}_2\text{O}_4 \cdot x\text{H}_2\text{O}$ , was reacted with a  $0.0200 \text{ mol dm}^{-3}$  solution of acidified potassium dichromate(VI).

$32.0 \text{ cm}^3$  of the acidified potassium dichromate(VI) solution was required for complete oxidation of the ethanedioic acid.

- (i) Calculate the amount, in moles, of dichromate(VI) ions used to react with the sample of ethanedioic acid.

amount = ..... mol [1]

- (ii) Calculate the amount, in moles, of ethanedioic acid in the sample.

amount = ..... mol [1]

- (iii) Calculate the relative molecular mass,  $M_r$ , of the hydrated ethanedioic acid.

$M_r$  = ..... [1]



- (iv) Calculate the value of  $x$  in  $\text{H}_2\text{C}_2\text{O}_4 \cdot x\text{H}_2\text{O}$ .

$x$  = ..... [1]

[Total: 6]

4 This question is about molecules with molecular formula  $C_4H_8O_2$ .

(a) Give the structural formulae of the pair of **chain** isomers with the formula  $C_4H_8O_2$  that are carboxylic acids.



[2]

(b) (i) Give the structural formulae of a pair of **positional** isomers with the formula  $C_4H_8O_2$  that are esters.



[2]

(ii) Give the reagents and conditions needed to produce one of your esters in (i).

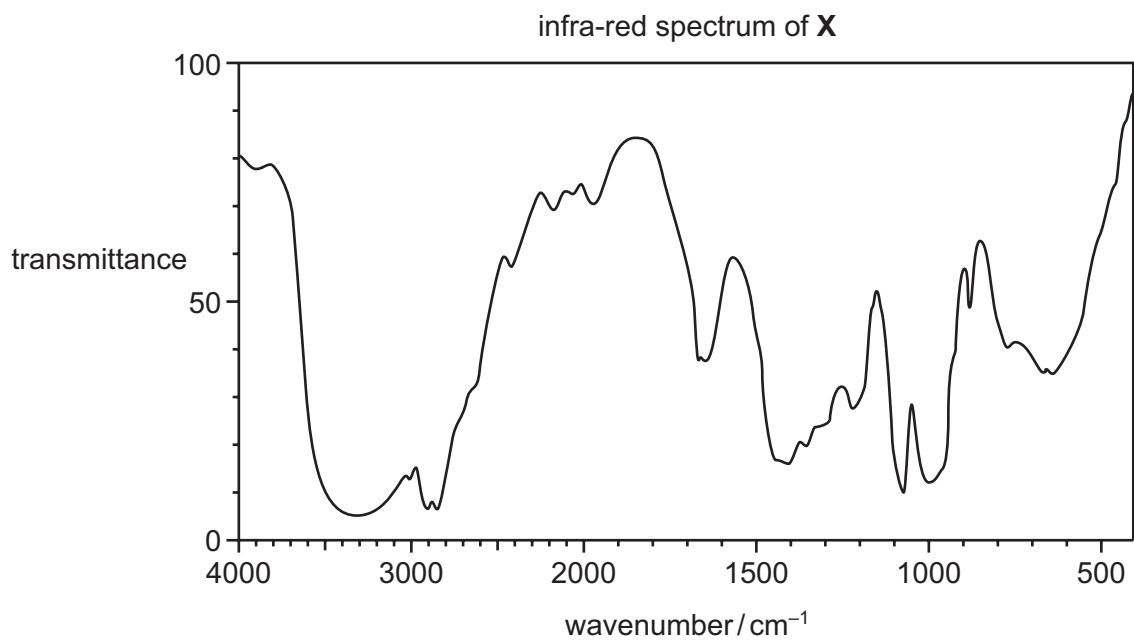
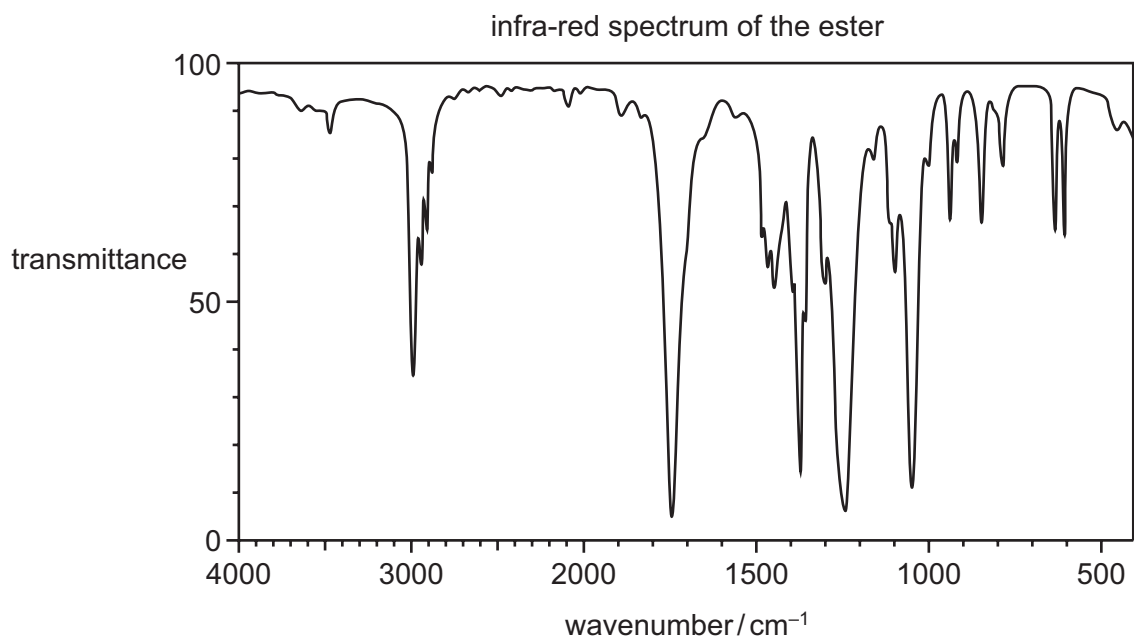
.....

..... [2]



(c) The infra-red spectra of one of the esters and of another isomer, **X**, are shown.

**X** decolourises bromine water and is not an ester or an acid.



Explain the differences between these two spectra, with particular reference to the peaks with wavenumbers above  $1500\text{ cm}^{-1}$ .

.....

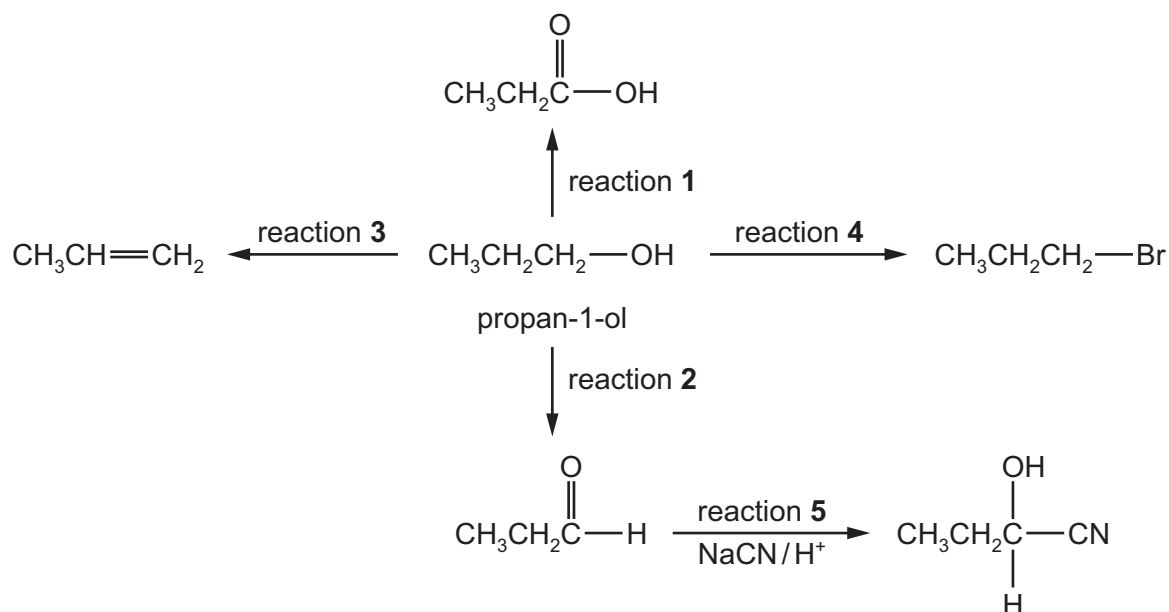
.....

.....

..... [3]

[Total: 9]

5 A reaction sequence based on propan-1-ol is shown.



(a) Reactions 1 and 2 can both be carried out using the same reagents.

(i) Identify suitable reagents for reactions 1 and 2.

.....  
 ..... [1]

(ii) State and explain how the reaction should be carried out to ensure that reaction 2 rather than reaction 1 occurs.

.....  
 .....  
 .....  
 ..... [2]


(b) Identify the necessary reagents and conditions for each of reactions 3 and 4.

reaction 3 .....

reaction 4 .....

[2]

- (c) (i) Complete the reaction mechanism for reaction 5. Include all relevant lone pairs, curly arrows, charges and partial charges.



[4]

The product of reaction 5 exhibits stereoisomerism.

- (ii) Draw the two stereoisomers in the conventional way.

.....

[2]

- (iii) Suggest why a mixture of the two stereoisomers is formed by reaction 5.

.....

.....

..... [2]

[Total: 13]

**BLANK PAGE**

---

Permission to reproduce items where third-party owned material protected by copyright is included has been sought and cleared where possible. Every reasonable effort has been made by the publisher (UCLES) to trace copyright holders, but if any items requiring clearance have unwittingly been included, the publisher will be pleased to make amends at the earliest possible opportunity.

To avoid the issue of disclosure of answer-related information to candidates, all copyright acknowledgements are reproduced online in the Cambridge International Examinations Copyright Acknowledgements Booklet. This is produced for each series of examinations and is freely available to download at [www.cie.org.uk](http://www.cie.org.uk) after the live examination series.

Cambridge International Examinations is part of the Cambridge Assessment Group. Cambridge Assessment is the brand name of University of Cambridge Local Examinations Syndicate (UCLES), which is itself a department of the University of Cambridge.