

Cambridge  
International  
AS & A Level

**Cambridge International Examinations**  
Cambridge International Advanced Subsidiary and Advanced Level

CANDIDATE  
NAME

--

CENTRE  
NUMBER

--	--	--	--	--

CANDIDATE  
NUMBER

--	--	--	--

**CHEMISTRY**

**9701/33**

Paper 3 Advanced Practical Skills 1

**May/June 2014**

**2 hours**

Candidates answer on the Question Paper.

Additional Materials: As listed in the Confidential Instructions

**READ THESE INSTRUCTIONS FIRST**

Write your Centre number, candidate number and name on all the work you hand in.  
Give details of the practical session and laboratory where appropriate, in the boxes provided.  
Write in dark blue or black pen.  
You may use an HB pencil for any diagrams or graphs.  
Do not use staples, paper clips, glue or correction fluid.  
**DO NOT WRITE IN ANY BARCODES.**

Answer **all** questions.  
Electronic calculators may be used.  
You may lose marks if you do not show your working or if you do not use appropriate units.  
Use of a Data Booklet is unnecessary.


Qualitative Analysis Notes are printed on pages 10 and 11.

At the end of the examination, fasten all your work securely together.  
The number of marks is given in brackets [ ] at the end of each question or part question.

<b>Session</b>	
<b>Laboratory</b>	

<b>For Examiner's Use</b>	
<b>1</b>	
<b>2</b>	
<b>3</b>	
<b>Total</b>	

This document consists of **11** printed pages and **1** blank page.



- 1 You are to determine, by titration, the change in oxidation number of a transition metal ion,  $M^{2+}$ , when reacted with acidified potassium manganate(VII).

**FA 1** is  $0.0200 \text{ mol dm}^{-3}$  potassium manganate(VII),  $\text{KMnO}_4$ .

**FA 2** is  $0.0530 \text{ mol dm}^{-3}$  transition metal salt,  $\text{MSO}_4$ .

**FA 3** is  $1.0 \text{ mol dm}^{-3}$  sulfuric acid,  $\text{H}_2\text{SO}_4$ .

**(a) Method**

- Fill the burette with **FA 1**.
- Pipette  $25.0 \text{ cm}^3$  of **FA 2** into the conical flask.
- Use the measuring cylinder to add  $25 \text{ cm}^3$  of **FA 3** into the conical flask.
- Carry out a **rough titration** and record your burette readings in the space below. Add **FA 1** until the contents of the flask turn a permanent pale pink colour.

The rough titre is .....  $\text{cm}^3$ .

- Carry out as many accurate titrations as you think necessary to obtain consistent results.
- Make certain any recorded results show the precision of your practical work.
- Record below, in a suitable form, all of your burette readings and the volume of **FA 1** added in each accurate titration.

I	
II	
III	
IV	
V	
VI	
VII	

[7]

- (b)** From your accurate titration results, obtain a suitable value to be used in your calculations. Show clearly how you have obtained this value.

$25.0 \text{ cm}^3$  of **FA 2** required .....  $\text{cm}^3$  of **FA 1**. [1]

**(c) Calculations**

Show your working and appropriate significant figures in the final answer to **each** step of your calculations.

- (i)** Calculate the number of moles of potassium manganate(VII) present in the volume of **FA 1** calculated in **(b)**.

moles of  $\text{KMnO}_4 = \dots\dots\dots$  mol

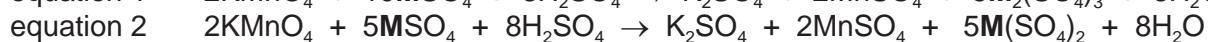
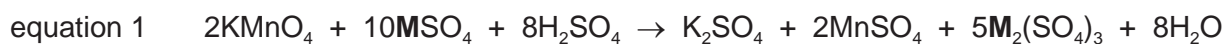
- (ii)** Calculate the number of moles of  $\text{MSO}_4$  in  $25.0 \text{ cm}^3$  of **FA 2**.

moles of  $\text{MSO}_4$  in  $25.0 \text{ cm}^3 = \dots\dots\dots$  mol

- (iii)** Use your answers to **(i)** and **(ii)** to calculate the number of moles of  $\text{MSO}_4$  that react with 1 mole of  $\text{KMnO}_4$ .

moles of  $\text{MSO}_4 = \dots\dots\dots$  mol

- (iv)** Two possible equations for the reaction of acidified  $\text{KMnO}_4$  with  $\text{MSO}_4$  are below.



State and explain which of these two equations is consistent with your answer to **(iii)**.

.....  
 .....

- (v)** Use your answer to **(iv)** to state the oxidation number of the transition metal **M** in the product of the reaction.


.....

[5]

[Total: 13]

I	
II	
III	
IV	
V	

- 2 You will determine the enthalpy change,  $\Delta H$ , for the reaction between magnesium and dilute sulfuric acid. The equation for the reaction is given below.



**FA 3** is  $1.00 \text{ mol dm}^{-3}$  sulfuric acid,  $\text{H}_2\text{SO}_4$ .

**two different** coiled lengths of magnesium ribbon, Mg.

**(a) Method**

Read through the method **before** starting any practical work and prepare a table for your results in the space below.

- Weigh the shorter piece of magnesium ribbon and record its mass.
- Support the plastic cup in the  $250 \text{ cm}^3$  beaker.
- Use the measuring cylinder to transfer  $50 \text{ cm}^3$  of **FA 3** into the plastic cup.
- Place the thermometer in the **FA 3** in the plastic cup and record the initial temperature.
- Add the shorter piece of magnesium ribbon into the plastic cup. Ensure that all of the magnesium is in contact with the acid. (**Care**: acid spray may occur.)
- Stir the mixture and record the maximum temperature.
- Empty and rinse the plastic cup. Shake out any excess water.
- Repeat the experiment using the longer piece of magnesium ribbon and record all your data.

**Results**

[4]

**(b) Calculations**

Show your working and appropriate significant figures in the final answer to **each** step of your calculations.

- (i) Show by calculation that the sulfuric acid, **FA 3**, was used in excess in both experiments. ( $A_r$ : Mg, 24.3)

- (ii) State an observation which confirms that the sulfuric acid, **FA 3**, was in excess.
- .....

- (iii) Calculate the heat energy produced when the **shorter** piece of magnesium was added to **FA 3**.  
(Assume that 4.3 J of heat energy changes the temperature of 1.0 cm<sup>3</sup> of solution by 1.0 °C.)

heat energy produced = ..... J

- (iv) Calculate the enthalpy change, in kJ mol<sup>-1</sup>, for the reaction between the **shorter** piece of magnesium and the sulfuric acid.

enthalpy change = ..... kJ mol<sup>-1</sup>  
(sign) (value)

- (v) Calculate the heat energy produced when the **longer** piece of magnesium was added to **FA 3**.  
(Assume that 4.3 J of heat energy changes the temperature of 1.0 cm<sup>3</sup> of solution by 1.0 °C.)

heat energy produced = ..... J

- (vi) Calculate the enthalpy change, in kJ mol<sup>-1</sup>, for the reaction between the **longer** piece of magnesium and the sulfuric acid.

enthalpy change = ..... kJ mol<sup>-1</sup>  
(sign) (value)

[5]

- (c) (i) What is the maximum error in a reading of the thermometer used in this experiment?

maximum error = ..... °C.

- (ii) Which of your temperature changes has the higher percentage error?
- .....

- (iii) Calculate this maximum percentage error.

maximum percentage error in the temperature change = ..... %  
[1]

- (d) Apart from errors due to heat loss and thermometer readings, suggest another significant source of error in this experiment. State what improvement could be made to the procedure to reduce this error.

.....

.....

..... [2]

[Total: 12]

### 3 Qualitative Analysis

At each stage of any test you are to record details of the following.

- colour changes seen
- the formation of any precipitate
- the solubility of such precipitates in an excess of the reagent added

Where gases are released they should be identified by a test, **described in the appropriate place in your observations.**

You should indicate clearly at what stage in a test a change occurs.  
Marks are **not** given for chemical equations.

**No additional tests for ions present should be attempted.**

**If any solution is warmed, a boiling tube MUST be used.**

Rinse and reuse test-tubes and boiling tubes where possible.

**Where reagents are selected for use in a test, the name or correct formula of the element or compound must be given.**

(a) **FA 4, FA 5** and **FA 6** are solutions, each containing one transition metal ion. One of the solutions also contains the ammonium ion. All the cations present are listed in the Qualitative Analysis Notes on page 10.

(i) Carry out the following tests on the three solutions.

		<i>test</i>	<i>observations</i>
I		To a 1 cm depth of <b>FA 4</b> in a test-tube, add <b>FA 1</b> , aqueous potassium manganate(VII), dropwise.	
II			
III			
IV		To a 1 cm depth of <b>FA 5</b> in a test-tube, add <b>FA 1</b> , aqueous potassium manganate(VII), dropwise.	
		To a 1 cm depth of <b>FA 6</b> in a test-tube, add <b>FA 1</b> , aqueous potassium manganate(VII), dropwise.	

(ii) State which solution(s) contain ions which have been oxidised.

..... [4]

**(b) (i)** Select a reagent or reagents to identify **all** the cations present in the three solutions.

reagent(s) .....

Carry out experiments using your reagent(s) on each of **FA 4**, **FA 5** and **FA 6** and record your observations in a suitable form in the space below.

I	
II	
III	
IV	
V	
VI	
VII	
VIII	

**(ii)** Use your observations to identify the cations present in the three solutions.

**FA 4** contains .....

**FA 5** contains .....

**FA 6** contains .....

[8]



(c) Each of the solutions **FA 4**, **FA 5** and **FA 6** contains either a chloride or a sulfate ion.

(i) Choose a reagent or reagents to identify which solution(s) contain **chloride** ions.

reagent(s) .....

Use your reagent(s) to carry out a test on each of **FA 4**, **FA 5** and **FA 6** and record your results in the space below.

(ii) State which solution(s) contain a chloride ion.

..... [3]

[Total: 15]

## Qualitative Analysis Notes

Key: [ppt. = precipitate]

## 1 Reactions of aqueous cations

ion	reaction with	
	NaOH(aq)	NH <sub>3</sub> (aq)
aluminium, Al <sup>3+</sup> (aq)	white ppt. soluble in excess	white ppt. insoluble in excess
ammonium, NH <sub>4</sub> <sup>+</sup> (aq)	no ppt. ammonia produced on heating	–
barium, Ba <sup>2+</sup> (aq)	no ppt. (if reagents are pure)	no ppt.
calcium, Ca <sup>2+</sup> (aq)	white ppt. with high [Ca <sup>2+</sup> (aq)]	no ppt.
chromium(III), Cr <sup>3+</sup> (aq)	grey-green ppt. soluble in excess giving dark green solution	grey-green ppt. insoluble in excess
copper(II), Cu <sup>2+</sup> (aq)	pale blue ppt. insoluble in excess	blue ppt. soluble in excess giving dark blue solution
iron(II), Fe <sup>2+</sup> (aq)	green ppt. turning brown on contact with air insoluble in excess	green ppt. turning brown on contact with air insoluble in excess
iron(III), Fe <sup>3+</sup> (aq)	red-brown ppt. insoluble in excess	red-brown ppt. insoluble in excess
magnesium, Mg <sup>2+</sup> (aq)	white ppt. insoluble in excess	white ppt. insoluble in excess
manganese(II), Mn <sup>2+</sup> (aq)	off-white ppt. rapidly turning brown on contact with air insoluble in excess	off-white ppt. rapidly turning brown on contact with air insoluble in excess
zinc, Zn <sup>2+</sup> (aq)	white ppt. soluble in excess	white ppt. soluble in excess

## 2 Reactions of anions

<i>ion</i>	<i>reaction</i>
carbonate, $\text{CO}_3^{2-}$	$\text{CO}_2$ liberated by dilute acids
chloride, $\text{Cl}^-(\text{aq})$	gives white ppt. with $\text{Ag}^+(\text{aq})$ (soluble in $\text{NH}_3(\text{aq})$ );
bromide, $\text{Br}^-(\text{aq})$	gives cream ppt. with $\text{Ag}^+(\text{aq})$ (partially soluble in $\text{NH}_3(\text{aq})$ );
iodide, $\text{I}^-(\text{aq})$	gives yellow ppt. with $\text{Ag}^+(\text{aq})$ (insoluble in $\text{NH}_3(\text{aq})$ );
nitrate, $\text{NO}_3^-(\text{aq})$	$\text{NH}_3$ liberated on heating with $\text{OH}^-(\text{aq})$ and $\text{Al}$ foil
nitrite, $\text{NO}_2^-(\text{aq})$	$\text{NH}_3$ liberated on heating with $\text{OH}^-(\text{aq})$ and $\text{Al}$ foil; $\text{NO}$ liberated by dilute acids (colourless $\text{NO} \rightarrow$ (pale) brown $\text{NO}_2$ in air)
sulfate, $\text{SO}_4^{2-}(\text{aq})$	gives white ppt. with $\text{Ba}^{2+}(\text{aq})$ (insoluble in excess dilute strong acids)
sulfite, $\text{SO}_3^{2-}(\text{aq})$	$\text{SO}_2$ liberated with dilute acids; gives white ppt. with $\text{Ba}^{2+}(\text{aq})$ (soluble in excess dilute strong acids)

## 3 Tests for gases

<i>gas</i>	<i>test and test result</i>
ammonia, $\text{NH}_3$	turns damp red litmus paper blue
carbon dioxide, $\text{CO}_2$	gives a white ppt. with limewater (ppt. dissolves with excess $\text{CO}_2$ )
chlorine, $\text{Cl}_2$	bleaches damp litmus paper
hydrogen, $\text{H}_2$	"pops" with a lighted splint
oxygen, $\text{O}_2$	relights a glowing splint
sulfur dioxide, $\text{SO}_2$	turns acidified aqueous potassium manganate(VII) from purple to colourless

**BLANK PAGE**

---

Permission to reproduce items where third-party owned material protected by copyright is included has been sought and cleared where possible. Every reasonable effort has been made by the publisher (UCLES) to trace copyright holders, but if any items requiring clearance have unwittingly been included the publisher will be pleased to make amends at the earliest possible opportunity.

Cambridge International Examinations is part of the Cambridge Assessment Group. Cambridge Assessment is the brand name of University of Cambridge Local Examinations Syndicate (UCLES), which is itself a department of the University of Cambridge.