



UNIVERSITY OF CAMBRIDGE INTERNATIONAL EXAMINATIONS  
General Certificate of Education  
Advanced Subsidiary Level and Advanced Level

CANDIDATE  
NAME


--

CENTRE  
NUMBER

--	--	--	--	--

CANDIDATE  
NUMBER

--	--	--	--



**CHEMISTRY**

**9701/31**

Advanced Practical Skills

**May/June 2011**

**2 hours**

Candidates answer on the Question Paper.

Additional Materials: As listed in the Instructions to Supervisors

**READ THESE INSTRUCTIONS FIRST**

Write your Centre number, candidate number and name on all the work you hand in.  
Give details of the practical session and laboratory where appropriate, in the boxes provided.  
Write in dark blue or black pen.  
You may use a soft pencil for any diagrams, graphs or rough working.  
Do not use staples, paper clips, highlighters, glue or correction fluid.  
**DO NOT WRITE IN ANY BARCODES.**

Answer **all** questions.

You may lose marks if you do not show your working or if you do not use appropriate units.

Use of a Data Booklet is unnecessary.

Qualitative Analysis Notes are printed on pages 10 and 11.

At the end of the examination, fasten all your work securely together.  
The number of marks is given in brackets [ ] at the end of each question or part question.

<b>Session</b>
<b>Laboratory</b>

For Examiner's Use	
1	
2	
3	
<b>Total</b>	

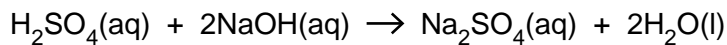
This document consists of **11** printed pages and **1** blank page.



- 1 **FA 1** is sulfuric acid,  $\text{H}_2\text{SO}_4$ , of approximate concentration  $0.7 \text{ mol dm}^{-3}$ .  
**FA 2** is  $0.150 \text{ mol dm}^{-3}$  sodium hydroxide.  
 You are also provided with phenolphthalein (indicator).

For  
Examiner's  
Use

You will determine the exact concentration of **FA 1** by titration.



**(a) Method**

**Dilution**

- Pipette  $25.0 \text{ cm}^3$  of **FA 1** into the  $250 \text{ cm}^3$  graduated (volumetric) flask labelled **FA 3**.
- Make the solution up to the mark using distilled water.
- Shake the flask to mix the solution of **FA 3**.

**Titration**

- Rinse out the pipette with distilled water and then with **FA 3**.
- Pipette  $25.0 \text{ cm}^3$  of **FA 3** into a conical flask.
- Add 5 drops of phenolphthalein indicator to the flask. The indicator should remain colourless.
- Fill the burette with **FA 2**.
- Titrate **FA 3** with **FA 2**, until a permanent pale pink colour is obtained.

You should perform a **rough titration**.

In the space below record your burette readings for this rough titration.

The rough titre is .....  $\text{cm}^3$ .

- Carry out as many accurate titrations as you think necessary to obtain consistent results.
- Record in a suitable form below all of your burette readings and the volume of **FA 2** added in each accurate titration.
- Make sure that your recorded results show the precision of your practical work.

I	
II	
III	
IV	
V	
VI	
VII	

[7]

- (b)** From your accurate titration results, obtain a suitable value to be used in your calculations.  
 Show clearly how you have obtained this value.

$25.0 \text{ cm}^3$  of **FA 3** required .....  $\text{cm}^3$  of **FA 2**. [1]

**(c) Calculations**

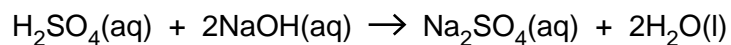
Show your working and appropriate significant figures in the final answer to **each** step of your calculations.

For  
Examiner's  
Use

- (i) Calculate how many moles of NaOH were present in the volume of **FA 2** calculated in (b).

..... mol of NaOH

- (ii) Calculate how many moles of H<sub>2</sub>SO<sub>4</sub> were present in 25.0 cm<sup>3</sup> of **FA 3**.



..... mol of H<sub>2</sub>SO<sub>4</sub>

- (iii) Calculate how many moles of H<sub>2</sub>SO<sub>4</sub> were present in 25.0 cm<sup>3</sup> of the undiluted solution **FA 1**.

..... mol of H<sub>2</sub>SO<sub>4</sub>

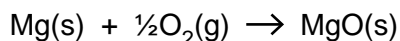
- (iv) Calculate the concentration, in mol dm<sup>-3</sup>, of H<sub>2</sub>SO<sub>4</sub> in **FA 1**.

The concentration of H<sub>2</sub>SO<sub>4</sub> in **FA 1** was ..... mol dm<sup>-3</sup>. [4]

[Total: 12]

I	
II	
III	
IV	

- 2 You will determine, using Hess' Law, the enthalpy change,  $\Delta H_1$ , for the reaction of magnesium with oxygen to form magnesium oxide.



For  
Examiner's  
Use

**(a) Reaction of magnesium with sulfuric acid**

**Method**

**FA 4** is  $0.64 \text{ mol dm}^{-3}$  sulfuric acid.

**FA 5** is magnesium turnings. This is supplied in two containers.

You will carry out the experiment **twice**.

- Support the plastic cup in a  $250 \text{ cm}^3$  beaker.
- Using a measuring cylinder, transfer  $25 \text{ cm}^3$  of **FA 4** into the plastic cup.
- Tilt the beaker so that the bulb of the thermometer is covered by the solution. Measure and record the initial temperature of the solution.
- **Carefully**, add all the **FA 5** from one of the containers into the plastic cup.
- Stir the mixture constantly with the thermometer.
- Record the highest temperature obtained.
- Empty and rinse the plastic cup and dry it with a paper towel.
- Repeat the experiment using the second portion of **FA 5**.

In the space below, record all your readings in an appropriate form. Calculate the mean temperature rise.

I	
II	
III	
IV	
V	

mean temperature rise = ..... °C [5]

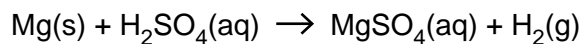
**Calculation**

Show your working and express your answers to **three** significant figures.

- (i) Using the mean temperature rise above, calculate the mean heat energy produced in the reaction.  
(You may assume that  $4.3 \text{ J}$  are required to raise the temperature of  $1.0 \text{ cm}^3$  of any solution by  $1.0 \text{ }^\circ\text{C}$ .)

heat energy produced = .....  
value unit

(ii) Calculate the enthalpy change,  $\Delta H_2$ , in  $\text{kJ mol}^{-1}$ , for the following reaction.



You should assume that the magnesium in your reaction is in excess.

For  
Examiner's  
Use

$$\Delta H_2 = \dots\dots\dots \text{kJ mol}^{-1} \quad [2]$$

*sign*                      *value*

**(b) Reaction of magnesium oxide with sulfuric acid**

**Method**

**FA 4** is  $0.64 \text{ mol dm}^{-3}$  sulfuric acid.

**FA 6** is magnesium oxide.

- Using a measuring cylinder, transfer  $50 \text{ cm}^3$  of **FA 4** into a  $250 \text{ cm}^3$  beaker.
- Place the beaker on a tripod and gauze, and heat gently until the temperature of the acid reaches  $45^\circ\text{C}$ – $60^\circ\text{C}$ .
- Support a plastic cup in a  $250 \text{ cm}^3$  beaker.
- Transfer all the solution of hot **FA 4** into the plastic cup.
- Stir and record the temperature of hot **FA 4**.
- **Immediately** add all the **FA 6** to the **FA 4** in the plastic cup.
- Stir the mixture constantly with the thermometer.
- Record the highest temperature obtained.

In the space below, record all your readings in an appropriate form.

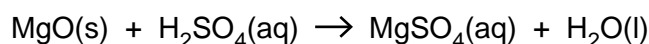
[3]

**Calculation**For  
Examiner's  
UseShow your working and express your answers to **three** significant figures.

- (i) Calculate the heat energy produced in the reaction.  
(You may assume that 4.3 J are required to raise the temperature of 1.0 cm<sup>3</sup> of any solution by 1.0 °C.)

heat energy produced = .....  
value unit

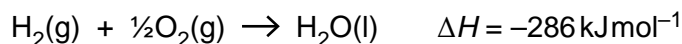
- (ii) Calculate the enthalpy change,  $\Delta H_3$ , in kJ mol<sup>-1</sup>, for the following reaction.



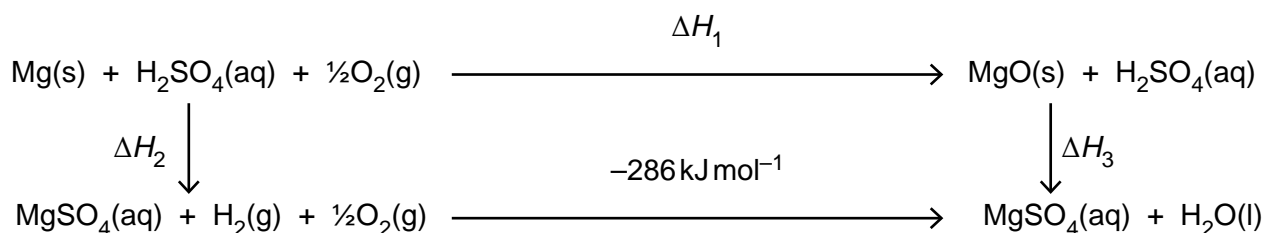
You should assume that the magnesium oxide in your reaction is in excess.

$\Delta H_3 = \dots\dots\dots$  kJ mol<sup>-1</sup>  
sign value

- (iii) The enthalpy change for the following reaction is -286 kJ mol<sup>-1</sup>.



Use the Hess' Law cycle given below to calculate  $\Delta H_1$ , the enthalpy change for the reaction of magnesium with oxygen.



$\Delta H_1 = \dots\dots\dots$  kJ mol<sup>-1</sup> [3]  
sign value

- (c) Suggest **one** improvement to the method by which heat losses from your apparatus could have been reduced.

.....  
 ..... [1]

[Total: 14]

### 3 Qualitative Analysis

For  
Examiner's  
Use

At each stage of any test you are to record details of the following.

- colour changes seen
- the formation of any precipitate
- the solubility of such precipitates in an excess of the reagent added

When gases are released they should be identified by a test, **described in the appropriate place in your observations.**

You should indicate clearly at what stage in a test a change occurs.

Marks are **not** given for chemical equations.

**No additional tests for ions should be attempted.**

**If any solution is warmed, a boiling tube MUST be used.**

Rinse and re-use test-tubes and boiling tubes where possible.

**Where reagents are selected for use in a test, the full name or correct formula of the reagents must be given.**

- (a) **FA 7** contains one cation and one anion from those listed in the Qualitative Analysis Notes on pages 10 and 11.

Put two spatula measures of **FA 7** into a test-tube.

Add about two-thirds of a test-tube of distilled water and dissolve the solid.

For each test that you carry out, use 1 cm depth of the solution of **FA 7**.

- (i) Carry out the following tests and complete the table below.

<i>test</i>	<i>observation(s)</i>
Add 5 drops of aqueous barium chloride (or barium nitrate) to your solution of <b>FA 7</b> .	
Add 5 drops of aqueous silver nitrate to your solution of <b>FA 7</b> .	

I	
II	
III	

(ii) Put a **very small** spatula measure of solid **FA 7** into a hard glass test-tube. Hold the test-tube horizontally and heat it gently for a few seconds, then heat it strongly until no further change takes place. Leave the test-tube to cool to room temperature. *While cooling takes place, move on to (iv).* In the space below record the observations made at each stage in an appropriate form.

(iii) State what deductions you can make about the identity of the anion in **FA 7** from the tests above.

.....  
 .....

(iv) Use the information in the Qualitative Analysis Notes on pages 10 and 11 to select a further test to confirm the identity of the anion in **FA 7**.

test .....

Carry out **this test** and, in the space below, record the observation(s) made in an appropriate form. State your conclusion.

IV	
V	
VI	
VII	
VIII	
IX	

(v) The cation in **FA 7** is aluminium ion, calcium ion or zinc ion. Select **one reagent** to identify the cation in **FA 7**.

reagent .....

Use this reagent to carry out a test. Record the observation(s) made and identify the cation.

.....  
 .....

..... [9]



- (b) **FA 8** contains one cation from those listed on page 10 and 11.

Put all of the **FA 8** into a test-tube.

Half fill the test-tube with distilled water and dissolve the solid.

- (i) To 1 cm depth of the solution of **FA 8** in a test-tube, add aqueous potassium iodide until the test-tube is half full. Allow the mixture to stand for two minutes.

Use a dropping pipette to transfer about 1 cm<sup>3</sup> of the mixture from the top of the test-tube to another test-tube. Add 5 drops of starch solution.

Record all of your observations.

For  
Examiner's  
Use

- (ii) State what **type** of chemical behaviour has been shown by potassium iodide in this reaction. Give an ionic equation to justify your answer.

.....

.....

.....

- (iii) To another 1 cm depth of solution of **FA 8** in a test-tube, add aqueous sodium hydroxide.

Record the observation(s) made.

Give the **ionic** equation for the reaction taking place.

.....

.....

.....

..... [5]

[Total: 14]

I	
II	
III	
IV	
V	

## Qualitative Analysis Notes

Key: [ ppt. = precipitate]

## 1 Reactions of aqueous cations

ion	reaction with	
	NaOH(aq)	NH <sub>3</sub> (aq)
aluminium, Al <sup>3+</sup> (aq)	white ppt. soluble in excess	white ppt. insoluble in excess
ammonium, NH <sub>4</sub> <sup>+</sup> (aq)	no ppt. ammonia produced on heating	–
barium, Ba <sup>2+</sup> (aq)	no ppt. (if reagents are pure)	no ppt.
calcium, Ca <sup>2+</sup> (aq)	white ppt. with high [Ca <sup>2+</sup> (aq)]	no ppt.
chromium(III), Cr <sup>3+</sup> (aq)	grey-green ppt. soluble in excess giving dark green solution	grey-green ppt. insoluble in excess
copper(II), Cu <sup>2+</sup> (aq)	pale blue ppt. insoluble in excess	blue ppt. soluble in excess giving dark blue solution
iron(II), Fe <sup>2+</sup> (aq)	green ppt. turning brown on contact with air insoluble in excess	green ppt. turning brown on contact with air insoluble in excess
iron(III), Fe <sup>3+</sup> (aq)	red-brown ppt. insoluble in excess	red-brown ppt. insoluble in excess
lead(II), Pb <sup>2+</sup> (aq)	white ppt. soluble in excess	white ppt. insoluble in excess
magnesium, Mg <sup>2+</sup> (aq)	white ppt. insoluble in excess	white ppt. insoluble in excess
manganese(II), Mn <sup>2+</sup> (aq)	off-white ppt. rapidly turning brown on contact with air insoluble in excess	off-white ppt. rapidly turning brown on contact with air insoluble in excess
zinc, Zn <sup>2+</sup> (aq)	white ppt. soluble in excess	white ppt. soluble in excess

[Lead(II) ions can be distinguished from aluminium ions by the insolubility of lead(II) chloride.]

## 2 Reactions of anions

<i>ion</i>	<i>reaction</i>
carbonate, $\text{CO}_3^{2-}$	$\text{CO}_2$ liberated by dilute acids
chromate(VI), $\text{CrO}_4^{2-}$ (aq)	yellow solution turns orange with $\text{H}^+$ (aq); gives yellow ppt. with $\text{Ba}^{2+}$ (aq); gives bright yellow ppt. with $\text{Pb}^{2+}$ (aq)
chloride, $\text{Cl}^-$ (aq)	gives white ppt. with $\text{Ag}^+$ (aq) (soluble in $\text{NH}_3$ (aq)); gives white ppt. with $\text{Pb}^{2+}$ (aq)
bromide, $\text{Br}^-$ (aq)	gives cream ppt. with $\text{Ag}^+$ (aq) (partially soluble in $\text{NH}_3$ (aq)); gives white ppt. with $\text{Pb}^{2+}$ (aq)
iodide, $\text{I}^-$ (aq)	gives yellow ppt. with $\text{Ag}^+$ (aq) (insoluble in $\text{NH}_3$ (aq)); gives yellow ppt. with $\text{Pb}^{2+}$ (aq)
nitrate, $\text{NO}_3^-$ (aq)	$\text{NH}_3$ liberated on heating with $\text{OH}^-$ (aq) and Al foil
nitrite, $\text{NO}_2^-$ (aq)	$\text{NH}_3$ liberated on heating with $\text{OH}^-$ (aq) and Al foil; $\text{NO}$ liberated by dilute acids (colourless $\text{NO} \rightarrow$ (pale) brown $\text{NO}_2$ in air)
sulfate, $\text{SO}_4^{2-}$ (aq)	gives white ppt. with $\text{Ba}^{2+}$ (aq) or with $\text{Pb}^{2+}$ (aq) (insoluble in excess dilute strong acids)
sulfite, $\text{SO}_3^{2-}$ (aq)	$\text{SO}_2$ liberated with dilute acids; gives white ppt. with $\text{Ba}^{2+}$ (aq) (soluble in excess dilute strong acids)

## 3 Tests for gases

<i>gas</i>	<i>test and test result</i>
ammonia, $\text{NH}_3$	turns damp red litmus paper blue
carbon dioxide, $\text{CO}_2$	gives a white ppt. with limewater (ppt. dissolves with excess $\text{CO}_2$ )
chlorine, $\text{Cl}_2$	bleaches damp litmus paper
hydrogen, $\text{H}_2$	"pops" with a lighted splint
oxygen, $\text{O}_2$	relights a glowing splint
sulfur dioxide, $\text{SO}_2$	turns acidified aqueous potassium dichromate(VI) from orange to green

**BLANK PAGE**

---

Permission to reproduce items where third-party owned material protected by copyright is included has been sought and cleared where possible. Every reasonable effort has been made by the publisher (UCLES) to trace copyright holders, but if any items requiring clearance have unwittingly been included, the publisher will be pleased to make amends at the earliest possible opportunity.

University of Cambridge International Examinations is part of the Cambridge Assessment Group. Cambridge Assessment is the brand name of University of Cambridge Local Examinations Syndicate (UCLES), which is itself a department of the University of Cambridge.