www.dynamicpapers.com

UNIVERSITY OF CAMBRIDGE INTERNATIONAL EXAMINATIONS
General Certificate of Education Advanced Level

BIOLOGY **9700/01**

Paper 1 Multiple Choice **May/June 2008**

1 hour

Additional Materials: Multiple Choice Answer Sheet
Soft clean eraser
Soft pencil (type B or HB is recommended)

* 4 2 2 6 7 3 1 2 2 3 *

READ THESE INSTRUCTIONS FIRST

Write in soft pencil.
Do not use staples, paper clips, highlighters, glue or correction fluid.
Write your name, Centre number and candidate number on the Answer Sheet in the spaces provided unless this has been done for you.

There are **forty** questions on this paper. Answer **all** questions. For each question there are four possible answers **A**, **B**, **C** and **D**.
Choose the **one** you consider correct and record your choice in **soft pencil** on the separate Answer Sheet.

Read the instructions on the Answer Sheet very carefully.

Each correct answer will score one mark. A mark will not be deducted for a wrong answer.
Any rough working should be done in this booklet.

This document consists of **19** printed pages and **1** blank page.

© UCLES 2008

www.dynamicpapers.com

1 What is the order of size of cell components?

	largest → smallest			
A	centrioles	mitochondria	lysosomes	nucleoli
B	mitochondria	nucleoli	lysosomes	centrioles
C	nucleoli	mitochondria	centrioles	lysosomes
D	nucleoli	centrioles	mitochondria	lysosomes

2 When mucus is secreted from a goblet cell in the trachea, these events take place.

1 addition of carbohydrate to protein

2 fusion of the vesicle with the plasma membrane

3 secretion of a glycoprotein

4 separation of a vesicle from the Golgi apparatus

What is the sequence in which these events take place?

A $1 \rightarrow 4 \rightarrow 2 \rightarrow 3$

B $1 \rightarrow 4 \rightarrow 3 \rightarrow 2$

C $4 \rightarrow 1 \rightarrow 2 \rightarrow 3$

D $4 \rightarrow 1 \rightarrow 3 \rightarrow 2$

© UCLES 2008

www.dynamicpapers.com

3 The magnification of this electron micrograph is 5×10^3.

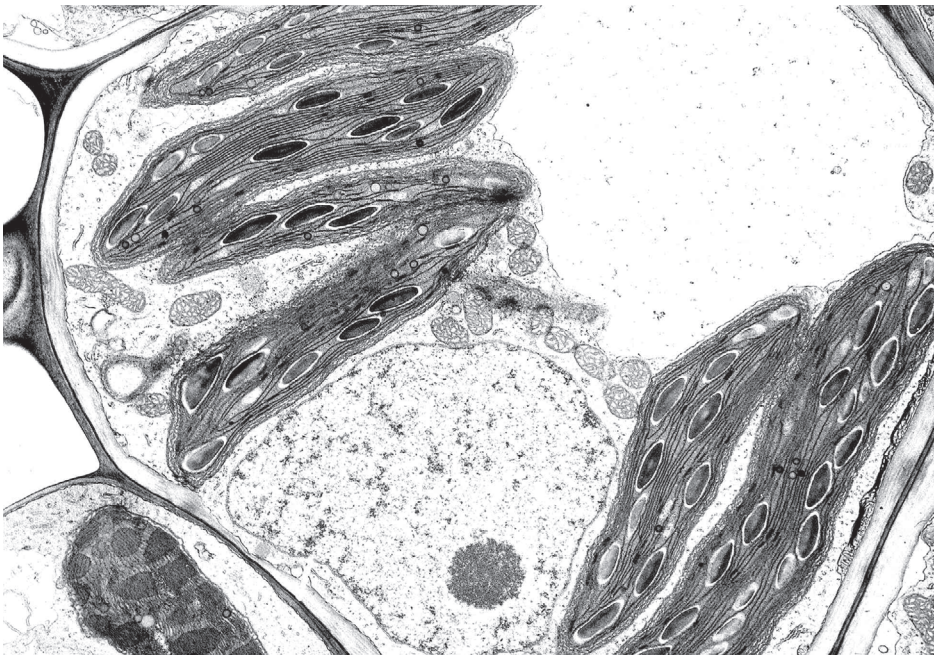

What is the actual size of the nucleolus?

A 0.2 μm **B** 0.5 μm **C** 2 μm **D** 20 μm

4 Which structure is present in cells of eukaryotes but not present in cells of prokaryotes?

A 70s ribosome

B chromatin

C mesosome

D plasmid

5 A piece of mammalian tissue was homogenised and subjected to differential centrifugation to yield four subcellular fractions. The activity of four different types of enzyme, **A**, **B**, **C** and **D**, was investigated within each fraction.

Which bar chart shows the results of investigating hydrolytic enzyme activity?

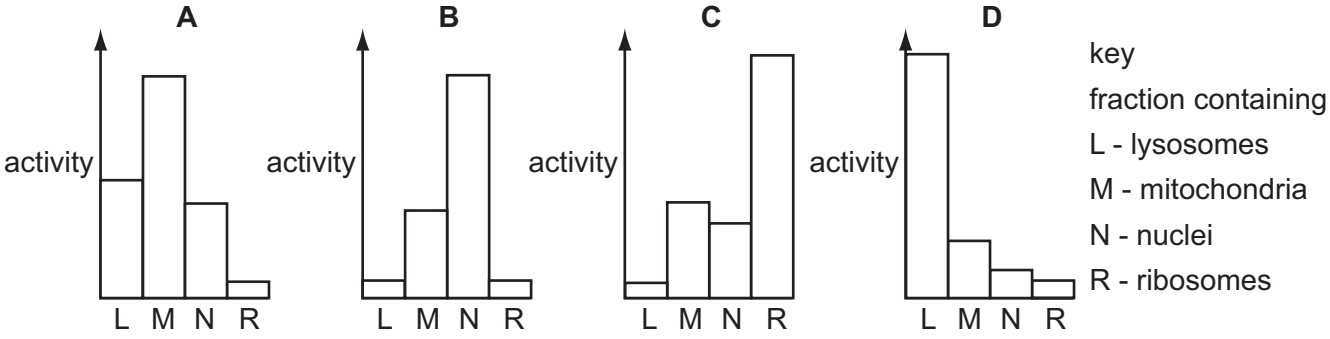

© UCLES 2008

www.dynamicpapers.com

6 Samples of a food were tested using Benedict's reagent, biuret solution and ethanol. After testing, the solutions were blue with Benedict's reagent, purple with biuret and cloudy with ethanol.

Which molecules do the samples contain?

W

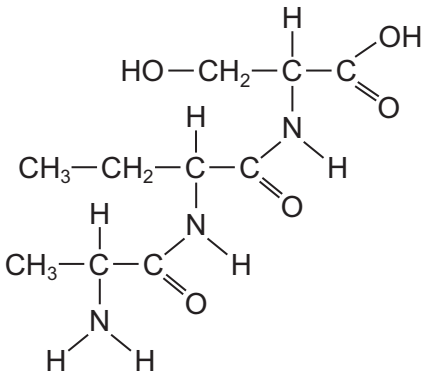

X

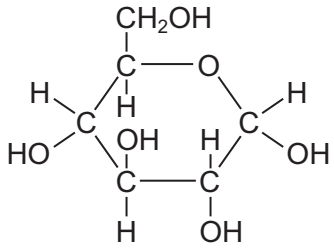

Y

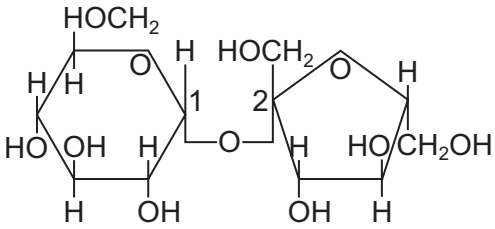

Z

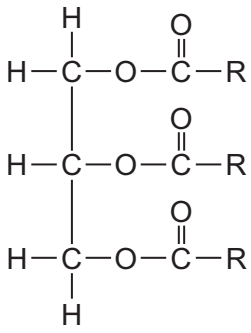

A W, X and Z

B W, Y and Z

C W, X and Y

D X, Y and Z

7 How is the shape of a polypeptide chain maintained when it is coiled into an α helix?

A disulphide bonds

B hydrogen bonds

C hydrophobic interactions

D ionic bonds

© UCLES 2008

www.dynamicpapers.com

8 The diagram shows an α 1:4 glycosidic bond.

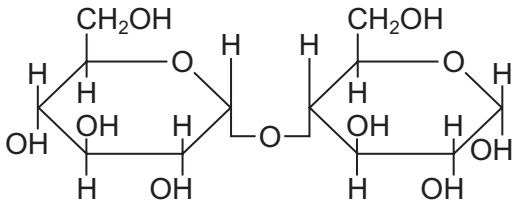

Which molecules contain this bond?

A amylose and cellulose

B amylose but not cellulose

C cellulose but not amylose

D neither amylose nor cellulose

9 Which combination describes a triglyceride?

	hydrophilic	soluble in alcohol
A	✓	✓
B	✗	✗
C	✓	✗
D	✗	✓

10 What will break an ionic bond between amino acids?

A condensation

B hydrolysis

C low temperature

D pH change

11 When hydrolysed, which molecules have products containing a carboxyl group?

1 phospholipids

2 polysaccharides

3 proteins

A 1 and 2 **B** 1 and 3 **C** 2 and 3 **D** 3 only

© UCLES 2008

[Turn over

www.dynamicpapers.com

12 The curve **X** shows the activity of an enzyme at 20 °C. Curves **A, B, C** and **D** show the effect of different conditions on the activity of the enzyme.

Which curve shows the effect of increasing the temperature by 10 °C and adding extra substrate?

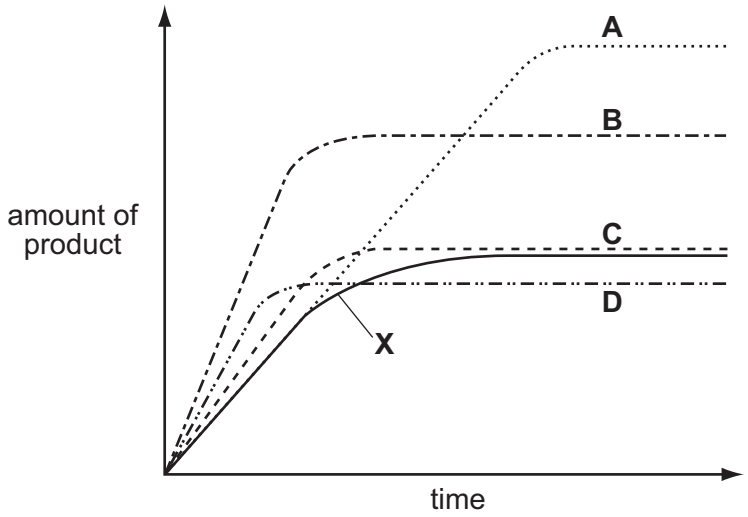

13 Following a heart attack, the enzyme lactate dehydrogenase leaks into the blood plasma from damaged heart muscle.

Which steps are required to obtain the best estimate of lactate dehydrogenase activity in a sample of blood plasma?

	sterilise blood plasma by heating	incubate with substrate for lactate dehydrogenase	incubate with lactate dehydrogenase inhibitor
A	✗	✓	✗
B	✓	✗	✓
C	✗	✓	✓
D	✓	✓	✓

key

✓ = step required

✗ = step not required

© UCLES 2008

www.dynamicpapers.com

14 The diagram shows a cell from the gut. The cell produces protease enzymes.

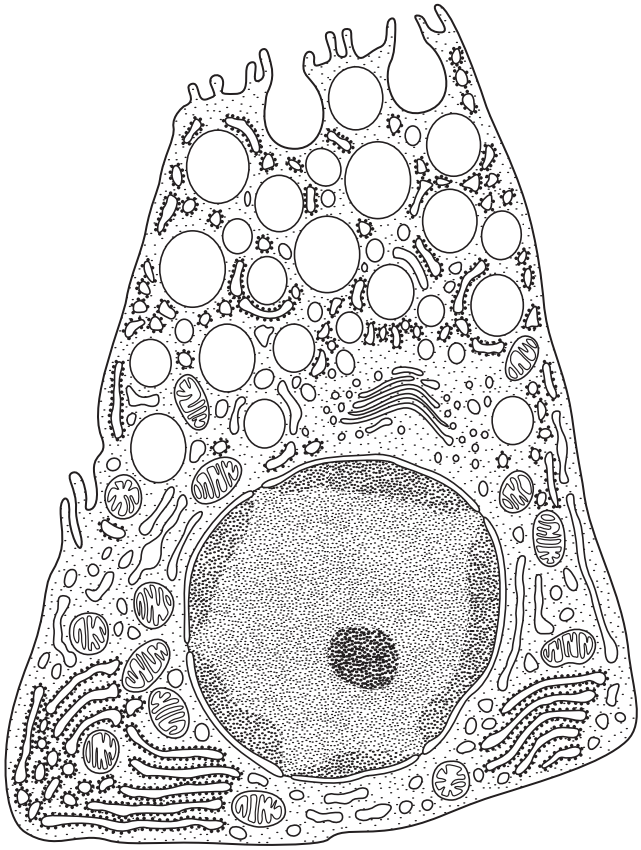

What is correct?

	enzymes released by	ATP needed
A	endocytosis	no
B	endocytosis	yes
C	exocytosis	no
D	exocytosis	yes

© UCLES 2008

[Turn over

www.dynamicpapers.com

15 Membranes in cells include the following components.

1 cholesterol
2 glycoproteins
3 phospholipids
4 proteins

Which component is the most important for these functions of membranes?

function	recognising self / non self	separating dissolved ions	stabilising the hydrophobic layer	transporting ions through membranes
A	1	2	3	4
B	2	3	1	4
C	3	1	4	2
D	3	4	1	2

16 Strips of plant tissue were immersed in a range of sucrose solutions of different concentrations. Their lengths were measured before immersion and after 30 minutes in the different solutions.

The graph shows the ratio of initial length to final length.

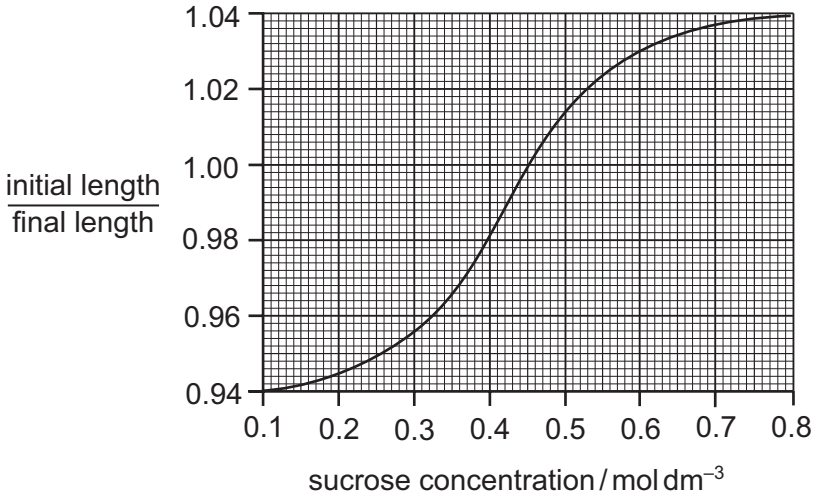

Which concentration of sucrose solution, in mol dm^{-3}, has the same water potential as the cell sap before immersion?

A 0.1 **B** 0.25 **C** 0.45 **D** 0.8

© UCLES 2008

www.dynamicpapers.com

17 The diagram shows three routes through which substances can pass across a cell membrane.

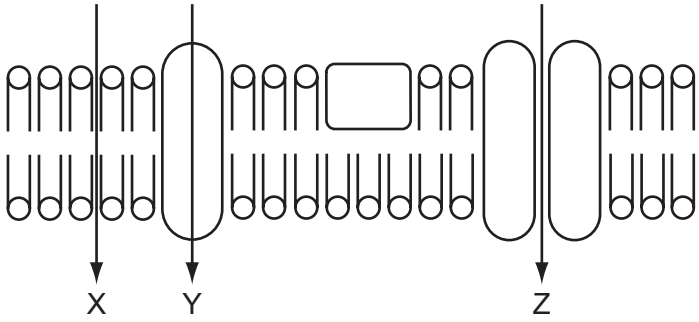

Which correctly shows the routes for vitamin D, which is fat soluble, and vitamin C, which is water soluble?

	vitamin D	vitamin C
A	Y	X
B	X	Z
C	X	Y
D	Z	Y

18 Which are features of nuclear division by mitosis?

1 forms cells of equal size to the parent cell

2 forms genetically identical cells

3 semi-conservative replication of DNA

A 1 and 2 only **B** 2 and 3 only **C** 2 only **D** 1, 2 and 3

19 The diagram shows a cell of an organism formed by reduction division.

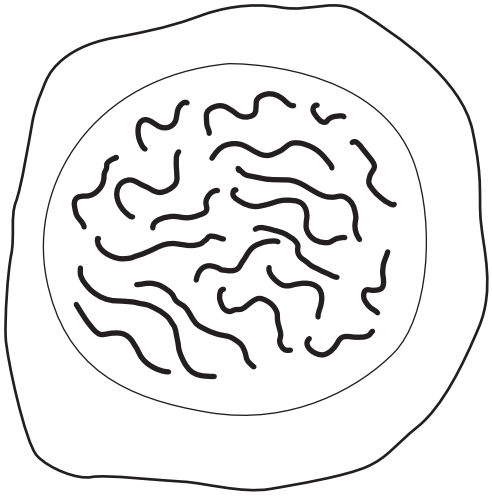

What is the diploid number for this organism?

A 10 **B** 20 **C** 40 **D** 46

© UCLES 2008

www.dynamicpapers.com

20 The graph shows three measurements obtained following metaphase of mitosis.

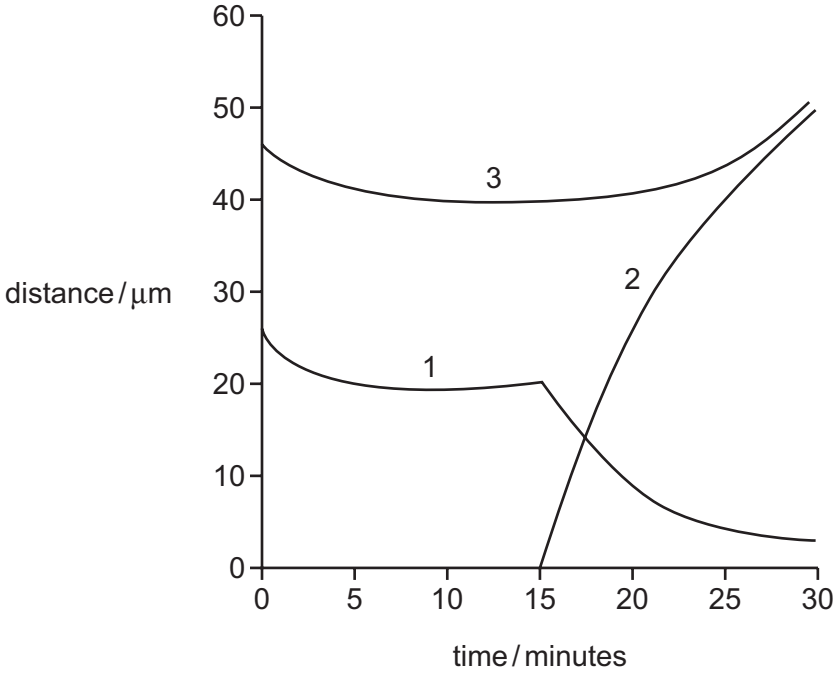

What measurements do the curves represent?

	distance between centromeres and poles of spindle	distance between centromeres of sister chromatids	distance between poles of spindle
A	1	2	3
B	1	3	2
C	3	1	2
D	3	2	1

21 The RNA triplet UAG acts as a stop codon terminating the synthesis of a polypeptide. The diagram shows a strand of DNA which codes for four amino acids.

Where would a mutation, introducing a thymine nucleotide, result in the termination of transcription?

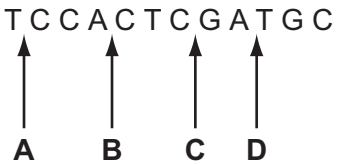

© UCLES 2008

www.dynamicpapers.com

22 The diagram shows a process involving DNA.

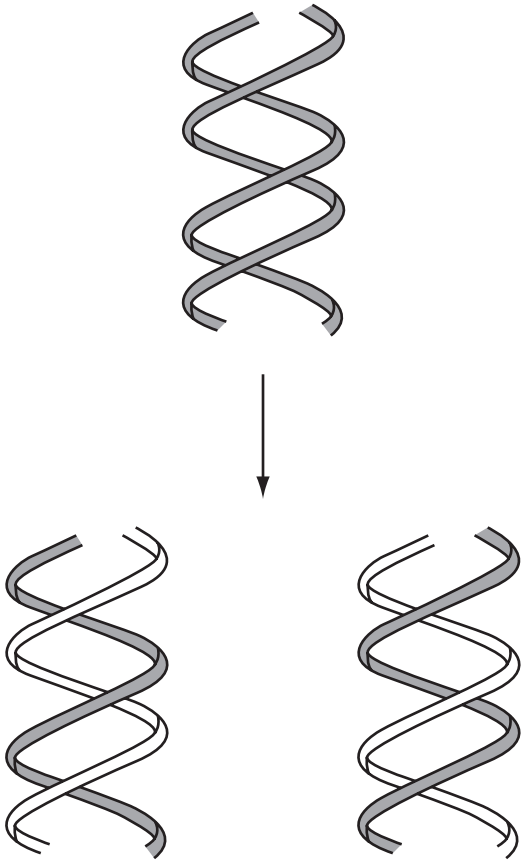

What is the name of the process and the stage in the cell cycle at which it occurs?

	process	stage
A	replication	interphase
B	replication	prophase
C	transcription	interphase
D	transcription	prophase

© UCLES 2008

[Turn over

www.dynamicpapers.com

23 The diagram shows two bases, **X** and **Y**, joined by hydrogen bonds (----) in DNA.

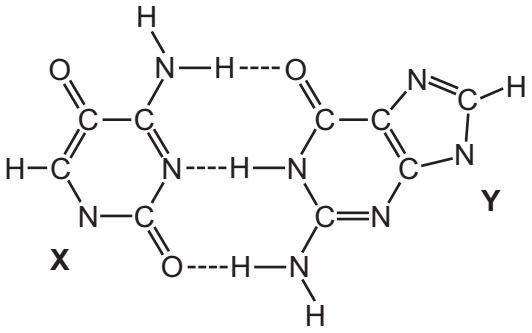

What are the correct bases?

	X	Y
A	adenine	cytosine
B	adenine	uracil
C	cytosine	guanine
D	cytosine	thymine

24 Part of the amino acid sequences in normal and sickle cell haemoglobin are shown.

normal haemoglobin	sickle cell haemoglobin
thr-pro-glu-glu	thr-pro-val-glu

Possible mRNA codons for these amino acids are

glutamine (glu) GAA GAG	proline (pro) CCU CCC
threonine (thr) ACU ACC	valine (val) GUA GUG

Which tRNA molecule is **not** involved in the formation of this part of the sickle cell haemoglobin?

A

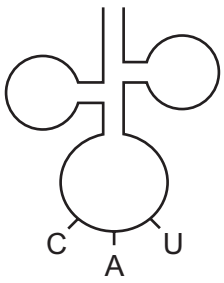

B

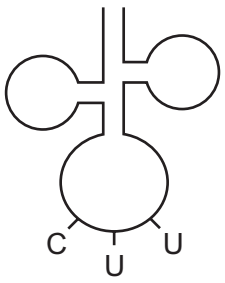

C



D



© UCLES 2008

www.dynamicpapers.com

25 A large number of aphids were used to collect samples of the contents of the sieve tubes of a tomato plant.

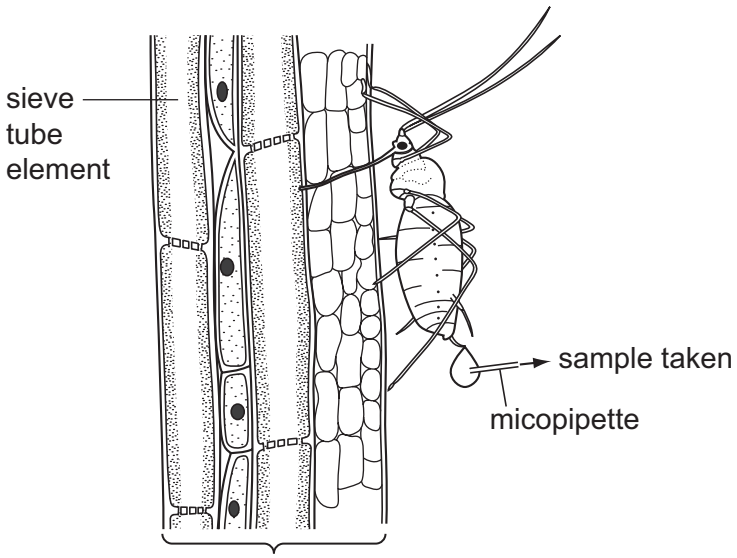

(aphid and stem are **not** drawn to the same scale)

Different samples of the sieve tube solution were tested.

Which was the correct result?

	Benedict's test		iodine in KI
	before hydrolysis	after hydrolysis	
A	blue	red	brown
B	blue	blue	blue / black
C	red	blue	blue / black
D	red	red	brown

© UCLES 2008

[Turn over

www.dynamicpapers.com

26 The diagram shows a dendrograph fixed to a tree. The dendrograph records changes in the diameter of the tree.

Some results are shown on the chart recording.

dendrograph fixed to a tree

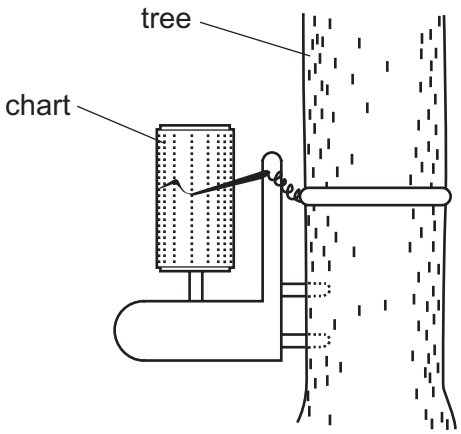

chart recording

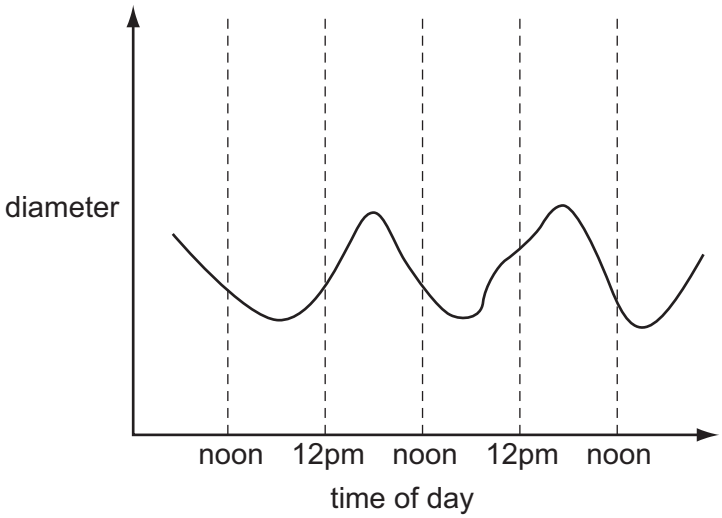

What explains the diameter changes recorded during the day and night?

A cohesive tension forces increased during the day

B mass flow of sucrose increased during the night

C root pressure decreased during the day

D thermal expansion and contraction of water in the tree

27 Which combination of features is characteristic of phloem sieve tubes?

	solute potential of the cell content	lignification of the cell wall
A	high	absent
B	high	present
C	low	absent
D	low	present

© UCLES 2008

www.dynamicpapers.com

28 The diagram shows two cardiac cycles of a student, with the sequence of events set against a time scale.

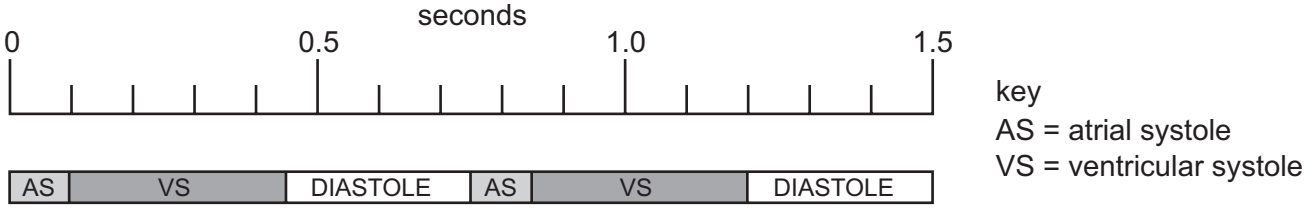

How many times per minute is the student's heart beating?

A 72

B 75

C 80

D 90

29 The following graph shows the pressure changes in the left atrium, left ventricle and aorta during a cardiac cycle.

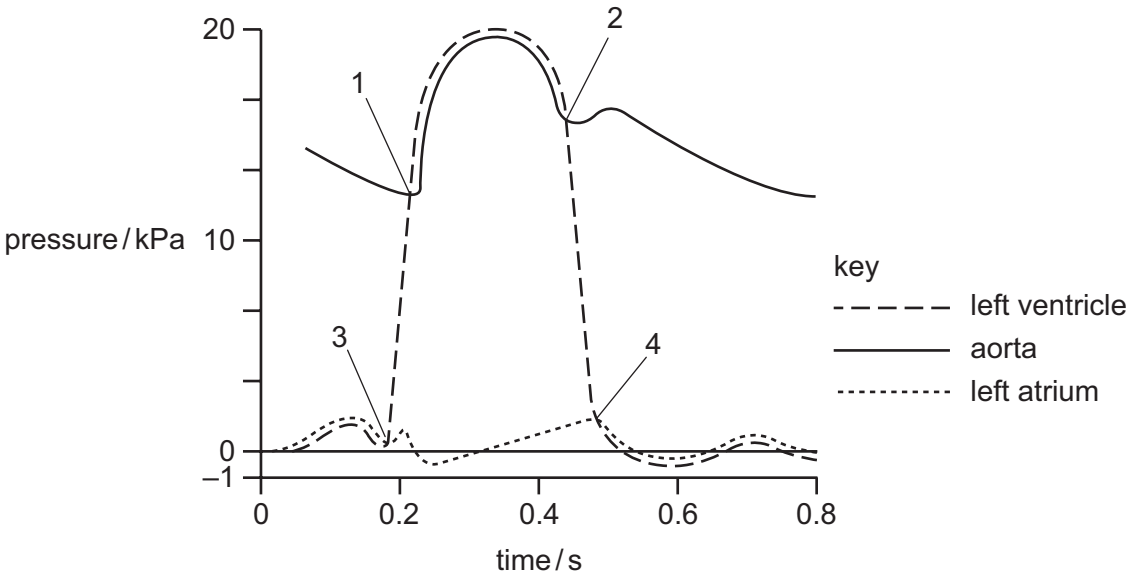

With reference to the semilunar and bicuspid valves, what is happening at points 1, 2, 3 and 4?

	semi-lunar valve		bicuspid valve	
	opens	closes	opens	closes
A	1	2	3	4
B	1	2	4	3
C	2	3	1	4
D	2	3	4	1

© UCLES 2008

[Turn over

www.dynamicpapers.com

30 Which features of xerophytes reduce water loss by transpiration?

	rolled leaves	swollen leaves	sunken stomata	thick waxy cuticle
A	✓	✗	✓	✓
B	✗	✓	✓	✓
C	✓	✓	✗	✗
D	✓	✓	✓	✓

31 Between 1954 and 1958 many doctors read a report that linked smoking cigarettes to deaths from lung cancer.

The graph shows deaths from lung cancer among male doctors and 'all other men' in England and Wales between 1954 and 1962.

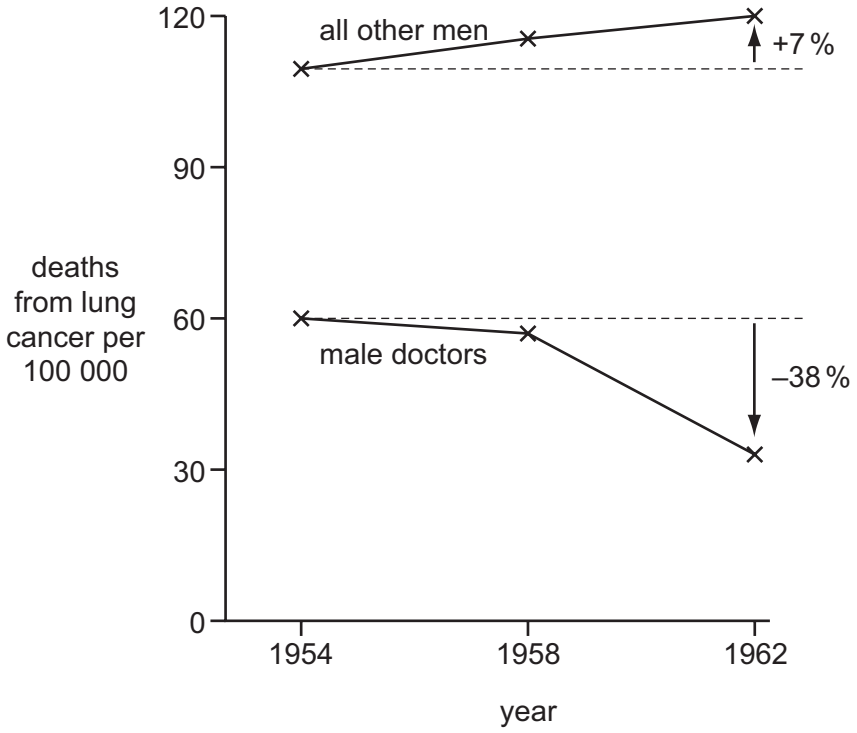

Which statements best explain the changes in deaths from lung cancer between 1954 and 1962?

1 'All other men' are more at risk of dying from lung cancer then male doctors.

2 Male doctors are more at risk of dying from lung cancer than 'all other men'.

3 Proportionally more 'all other men' gave up smoking than male doctors.

4 Proportionally more male doctors gave up smoking cigarettes than 'all other men'.

A 1 and 3 **B** 2 and 3 **C** 2 and 4 **D** 1 and 4

© UCLES 2008

www.dynamicpapers.com

32 Which component of tobacco smoke affects blood pressure?

A carbon dioxide

B carbon monoxide

C nicotine

D tar

33 Which tissues are present in a bronchus?

	cartilage	ciliated epithelium	smooth muscle
A	✓	✓	✓
B	✓	✓	✗
C	✓	✗	✓
D	✗	✓	✓

34 How would health improve if a person suffering from mild emphysema stopped smoking cigarettes?

A goblet cells secrete more mucus, allowing a greater number of pathogens to be trapped

B increased numbers of phagocytic macrophages arrive in the lungs

C less atheroma build-up on the inner lining of arteries, increasing lumen diameter

D less carboxyhaemoglobin produced, increasing oxygen transport by haemoglobin

35 Which disease is treated with drugs that have a similar molecular structure to DNA nucleotides?

A cholera

B HIV / AIDS

C malaria

D tuberculosis (TB)

© UCLES 2008

[Turn over

www.dynamicpapers.com

36 Which factors would help prevent which disease?

1 covering water containers

2 disinfecting and chlorinating water

3 use of antiviral drugs

4 vaccination

	cholera	malaria	tuberculosis (TB)
A	2	1	4
B	1 and 2	2	3
C	4	2	3
D	3	1 and 2	4

37 Which future development in vaccine production is most important in the fight to eradicate measles in **developing** countries?

A a combined vaccine to combat it and other diseases

B a single vaccine, without the need for boosters

C a vaccine containing only live measles viruses

D a vaccine produced by genetic engineering techniques

38 The following statements describe some of the stages in phagocytosis.

1 Bacteria become surrounded in a phagocytic vacuole.

2 Bacteria release chemicals that attract neutrophils.

3 Lysosomes fuse with the phagocytic vacuole.

4 Receptor proteins on the neutrophil bind to the bacteria.

Which order defines the correct sequence for phagocytosis?

	→			
A	3	2	4	1
B	2	4	1	3
C	4	1	3	2
D	1	3	2	4

© UCLES 2008

www.dynamicpapers.com

39 The diagram shows some chemical conversions during the nitrogen cycle.

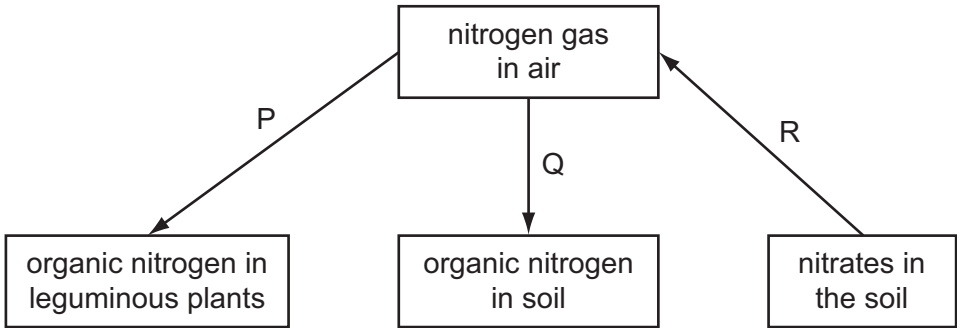

Which conversions involve microorganisms?

stage	**P**	**Q**	**R**
A	✓	✗	✗
B	✓	✓	✓
C	✗	✓	✓
D	✗	✗	✗

key

✓ = involves microorganisms

✗ = does not involve microorganisms

40 What is the correct match of example to ecological term?

	community	ecosystem	population	niche
A	all lake organisms	freshwater lake	freshwater shrimps	pond weed as primary producer
B	freshwater shrimps	all lake organisms	pond weed as primary producer	freshwater lake
C	freshwater lake	pond weed as primary producer	freshwater shrimps	all lake organisms
D	freshwater shrimps	freshwater lake	all lake organisms	pond weed as primary producer

© UCLES 2008

www.dynamicpapers.com

BLANK PAGE

Permission to reproduce items where third-party owned material protected by copyright is included has been sought and cleared where possible. Every reasonable effort has been made by the publisher (UCLES) to trace copyright holders, but if any items requiring clearance have unwittingly been included, the publisher will be pleased to make amends at the earliest possible opportunity.

University of Cambridge International Examinations is part of the Cambridge Assessment Group. Cambridge Assessment is the brand name of University of Cambridge Local Examinations Syndicate (UCLES), which is itself a department of the University of Cambridge.