



Cambridge International AS & A Level

CANDIDATE
NAME


--

CENTRE
NUMBER

--	--	--	--	--

CANDIDATE
NUMBER

--	--	--	--



COMPUTER SCIENCE

9608/41

Paper 4 Further Problem-solving and Programming Skills

October/November 2020

2 hours

You must answer on the question paper.

No additional materials are needed.

INSTRUCTIONS

- Answer **all** questions.
- Use a black or dark blue pen.
- Write your name, centre number and candidate number in the boxes at the top of the page.
- Write your answer to each question in the space provided.
- Do **not** use an erasable pen or correction fluid.
- Do **not** write on any bar codes.
- You may use an HB pencil for any diagrams, graphs or rough working.
- Calculators must **not** be used in this paper.

INFORMATION

- The total mark for this paper is 75.
- The number of marks for each question or part question is shown in brackets [].
- No marks will be awarded for using brand names of software packages or hardware.

This document has **20** pages. Blank pages are indicated.

1 A company is implementing a new software system for their latest product.

Developing the software will include the following activities:

Activity	Description	Time to complete (weeks)	Predecessor
A	Identify requirements	1	–
B	Produce design	3	A
C	Write code	6	B
D	Test modules	4	B
E	Integration testing	2	D
F	Final system black-box testing	2	E
G	Install software	1	F
H	Acceptance testing	2	G
I	Create user documentation	2	G
J	Create training documents	3	G
K	Pilot implementation	4	H

Complete the GANTT chart to correspond with the given table.

A																				
B																				
C																				
D																				
E																				
F																				
G																				
H																				
I																				
J																				
K																				
Week number	1	2	3	4	5	6	7	8	9	10	11	12	13	14	15	16	17	18	19	20

[5]

2 There are several different types of testing.

(a) Tick (✓) **one or more** boxes in each row to indicate whether each statement applies to **Integration, Acceptance, Alpha** or **Beta** testing.

Statement	Integration	Acceptance	Alpha	Beta
Software is tested in-house by dedicated testers				
Software is tested by the client before it is signed off				
Software is tested by combining modules that have previously been tested to check they work as expected				
Software is tested using normal, abnormal and boundary data				
Software is tested by releasing it to selected customers, who test it in normal circumstances				

[4]

(b) Identify **one** other method of testing.

..... [1]

(b) Write program code for `GetPlayerID()` method.

Programming language

Program code

.....
.....
.....
.....
.....
.....
..... [2]

(c) The method `SetPlayerID()` validates the parameter value. It checks that it is 6 characters in length and that the first two characters are "PL". The method sets `PlayerID` to the parameter value. It returns `TRUE` if the parameter value is valid and `FALSE` if it is not valid.

The function `Length(Variable)` returns the length of the string stored in `Variable` as an integer.

The function `Substring(Variable, StartingCharacter, NumberOfCharacters)` can be used to return one or more characters from a string. The first character position in a string is 0.

For example, when the string "Computer" is stored in the variable `Message`:

`Substring(Message, 1, 1)` would return the character "o".

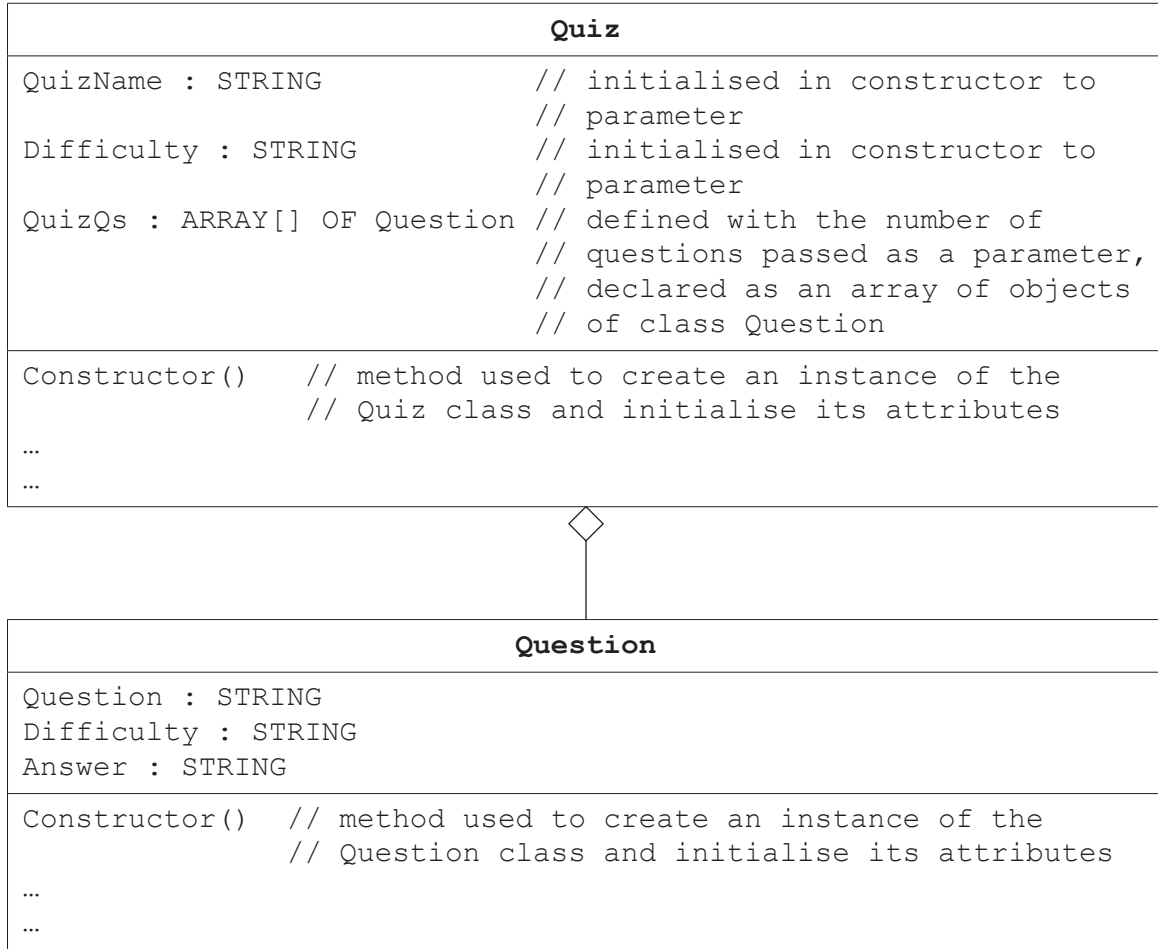
Write **pseudocode** for the `SetPlayerID()` method.

.....
.....
.....
.....
.....
.....
.....
.....
.....
.....
.....
.....
.....
.....
.....
..... [5]

(d) The program uses object-oriented programming to store the puzzles.

One type of puzzle is a quiz that consists of several questions. The two classes, Quiz and Question, are defined.

The class diagram shows parts of these classes.



(i) Explain what is meant by **containment**, using an example from the class diagram.

.....

.....

.....

..... [2]

(ii) Classes, objects and containment are all features of object-oriented programming.

Identify **and** describe **one other** feature of object-oriented programming.

.....

.....

.....

..... [2]

- (iii) The main program stores the collection of quizzes in the array `QuizBank` that can store 100 objects.

Define the array `QuizBank` using **pseudocode**.

.....
..... [1]

- (iv) A new quiz is created with the name 'Famous people'. The difficulty level is 'Low' and it consists of 10 questions.

Write **program code** to declare the quiz object and store it in the first element in `QuizBank`.

Programming language

Program code

.....
..... [2]

4 A declarative programming language is used to represent the following knowledge base.

```
01 type(cheddar).
02 type(brie).
03 type(paneer).
04 type(parmesan).
05 country(england).
06 country(france).
07 country(india).
08 country(italy).
09 hard(parmesan).
10 soft(brie).
11 strong_smell(brie).
12 strong_smell(cheddar).
13 origin(brie, france).
```

These clauses have the following meanings:

Clause	Meaning
02	Brie is a type of cheese
06	France is a country
09	Parmesan is a hard cheese
10	Brie is a soft cheese
12	Cheddar has a strong smell
13	Brie is from France

(a) Camembert is a type of soft cheese from France and has a strong smell.

Write additional clauses to represent this information.

14

15

16

17

[4]

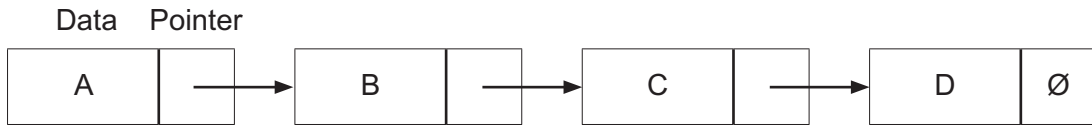
- (b) Stilton (X) could be from England (Y) and Stilton could be a hard cheese, if Stilton is a type of cheese, England is a country and Stilton is not a soft cheese.

Write this as a rule.

Cheese_Question(X, Y)

IF
.....
..... [4]

6 Consider the following diagram that represents a linked list:



The symbol ∅ represents a null pointer.

(a) A new node with the data value E is added between the nodes that have the data values B and C.

Show the state of the linked list after the node with the data value E is added.



[2]

(b) State why the node with the data value D has a null pointer.

.....
..... [1]

- (c) A 1D array, `LinkedList`, is used to implement the linked list. The array is declared as a record data type with two fields, `Data` and `Pointer`.

The global variable `StartPointer` stores the index of the first node in the list.

- (i) The following pseudocode algorithm finds a value in a linked list. The algorithm is incomplete.

The function `FindValue()`, takes as a parameter, the value to be searched for in the linked list. The function follows the pointers in the linked list. It either returns `-1` if the value is not found, or it returns the pointer to the value if it is found.

Complete the algorithm.

```

FUNCTION FindValue(Value : INTEGER) .....
    DECLARE CurrentPointer : INTEGER
    CurrentPointer ← StartPointer
    WHILE ..... <> NULL
        AND LinkedList[CurrentPointer]. ..... <> .....
        CurrentPointer ← LinkedList[.....].Pointer
    ENDWHILE
    IF LinkedList[CurrentPointer].Data = Value
        THEN
            RETURN .....
        ELSE
            RETURN -1
    ENDIF
ENDFUNCTION

```

[6]

BLANK PAGE

- 7 The following table shows part of the instruction set for a processor that has one general purpose register, the Accumulator (ACC), and an Index Register (IX).

Instruction		Explanation
Op code	Operand	
LDM	#n	Immediate addressing. Load the number n to ACC.
LDD	<address>	Direct addressing. Load the contents of the location at the given address to ACC.
LDI	<address>	Indirect addressing. The address to be used is at the given address. Load the contents of this second address to ACC.
LDX	<address>	Indexed addressing. Form the address from <address> + the contents of the Index Register. Copy the contents of this calculated address to ACC.
LDR	#n	Immediate addressing. Load the number n to IX.
STO	<address>	Store the contents of ACC at the given address.
STX	<address>	Indexed addressing. Form the address from <address> + the contents of the Index Register. Copy the contents of ACC to this calculated address.
ADD	<address>	Add the contents of the given address to ACC.
INC	<register>	Add 1 to the contents of the register (ACC or IX).
DEC	<register>	Subtract 1 from the contents of the register (ACC or IX).
JMP	<address>	Jump to the given address.
CMP	<address>	Compare the contents of ACC with the contents of <address>.
CMP	#n	Compare the contents of ACC with number n.
JPE	<address>	Following a compare instruction, jump to <address> if the compare was True.
JPN	<address>	Following a compare instruction, jump to <address> if the compare was False.
IN		Key in a character and store its ASCII value in ACC.
OUT		Output to the screen the character whose ASCII value is stored in ACC.
END		Return control to the operating system.

The assembly language program in the table on the opposite page allows a username to be input as a string of up to 8 characters in length.

For strings of less than 8 characters, the user enters the exclamation mark (!) character to indicate that no more characters will be entered. The exclamation mark is not saved as part of the username.

The program then outputs each character of the username in the order input.

The program will use consecutive memory locations, starting at the address labelled `USERNAME`, storing one character in each location.

The program in the table is incomplete. The comment column contains descriptions for some program instructions.

Complete the program using the given instruction set.

Label	Instruction		Comment
	Op code	Operand	
	LDR	#0	
	LDM	#0	
	STO	LENGTH	// initialise LENGTH to 0
LOOP:	IN		
			// is character = EXCLAMATION(!)?
			// if TRUE, jump to OUTPUT
			// store character in USERNAME + contents of IX
	INC	IX	// increment Index Register
			// increment LENGTH
			// is LENGTH = MAX ?
			// if FALSE, jump to LOOP
OUTPUT:	LDR	#0	
			// initialise COUNT to 0
	LDX	USERNAME	
	OUT		
	INC	IX	
	LDD	COUNT	
	INC	ACC	
	STO	COUNT	// increment COUNT
			// is COUNT = LENGTH ?
	JPN	OUTPUT	
	END		// end program
LENGTH:			
EXCLAMATION:	B0010001		
MAX:	8		
COUNT:			
USERNAME:			

[8]

8 Recursion can be used when writing computer programs.

Consider the following pseudocode algorithm.

```
01 FUNCTION NumberPattern(Value1, Value2, EndValue : INTEGER) RETURNS INTEGER
02     OUTPUT Value1
03     IF Value1 <= EndValue
04         THEN
05             Temp ← Value2
06             Value2 ← Value1
07             Value1 ← Value1 + Temp
08             RETURN NumberPattern(Value1, Value2, EndValue) + 1
09         ELSE
10             RETURN 0
11     ENDIF
12 ENDFUNCTION
```

(a) State the line number in the pseudocode algorithm that shows function `NumberPattern()` is recursive. Justify your choice.

Line number

Justification

.....

.....

[2]

BLANK PAGE

Permission to reproduce items where third-party owned material protected by copyright is included has been sought and cleared where possible. Every reasonable effort has been made by the publisher (UCLES) to trace copyright holders, but if any items requiring clearance have unwittingly been included, the publisher will be pleased to make amends at the earliest possible opportunity.

To avoid the issue of disclosure of answer-related information to candidates, all copyright acknowledgements are reproduced online in the Cambridge Assessment International Education Copyright Acknowledgements Booklet. This is produced for each series of examinations and is freely available to download at www.cambridgeinternational.org after the live examination series.

Cambridge Assessment International Education is part of the Cambridge Assessment Group. Cambridge Assessment is the brand name of the University of Cambridge Local Examinations Syndicate (UCLES), which itself is a department of the University of Cambridge.