

Cambridge
International
AS & A Level

Cambridge International Examinations
Cambridge International Advanced Subsidiary and Advanced Level

CANDIDATE
NAME

CENTRE
NUMBER

--	--	--	--	--

CANDIDATE
NUMBER

--	--	--	--



COMPUTER SCIENCE

9608/32

Paper 3 Advanced Theory

May/June 2018

1 hour 30 minutes

Candidates answer on the Question Paper.

No Additional Materials are required.

No calculators allowed.

READ THESE INSTRUCTIONS FIRST

Write your Centre number, candidate number and name in the spaces at the top of this page.

Write in dark blue or black pen.

You may use an HB pencil for any diagrams, graphs or rough working.

Do not use staples, paper clips, glue or correction fluid.

DO NOT WRITE IN ANY BARCODES.

Answer **all** questions.

No marks will be awarded for using brand names of software packages or hardware.

At the end of the examination, fasten all your work securely together.

The number of marks is given in brackets [] at the end of each question or part question.

The maximum number of marks is 75.

This document consists of **12** printed pages.

1 Data types can be defined in a programming language.

The data type, `StudentRecord`, is defined by the code:

```

TYPE StudentRecord
  DECLARE StudentID      : INTEGER
  DECLARE StudentFirstName : STRING
  DECLARE StudentSurname : STRING
  DECLARE StudentDOB     : DATE
  DECLARE StudentCourse  : ARRAY[1:10] OF STRING
ENDTYPE

```

A variable, `CollegeStudent`, is declared with the code:

```

DECLARE CollegeStudent : StudentRecord

```

(a) Write a pseudocode statement to assign 6539 to the `StudentID` of `CollegeStudent`.

.....[1]

(b) The type definition for `StudentRecord` is changed.

(i) Students can take six courses from: Computer Science, Engineering, Science, Maths, Physics, Chemistry, Music, Drama and English Language.

Rewrite **one** line from the type definition of `StudentRecord` to implement the change.

```

DECLARE .....
.....
.....
.....[2]

```

(ii) The values for the field `StudentID` must be between 1 and 8000 inclusive.

Rewrite **one** line from the type definition of `StudentRecord` to implement the change.

DECLARE[1]

- (c) A programmer is asked to write a program to process the assessment data for each student. Students sit one exam in every course they take.

A composite data type, `StudentAssessment`, needs to be defined with the following three fields.

- a student assessment code (a unique code of three letters and two digits)
- the marks for the six exams
- the average mark of the six exams

- (i) Write **pseudocode** to define the data type `StudentAssessment`.

.....
.....
.....
.....
.....
.....
.....
.....[4]

- (ii) Data about all students and their assessments are stored in a file that uses random organisation. The `StudentID` is used as the key field.

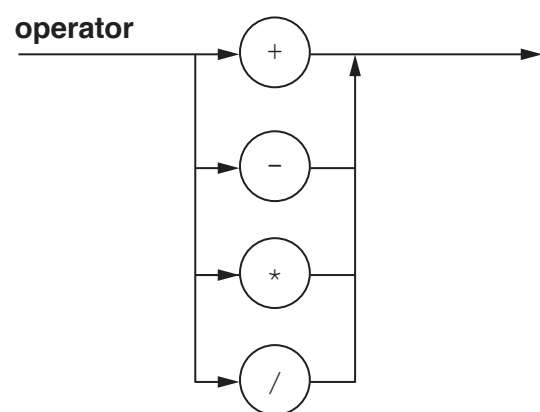
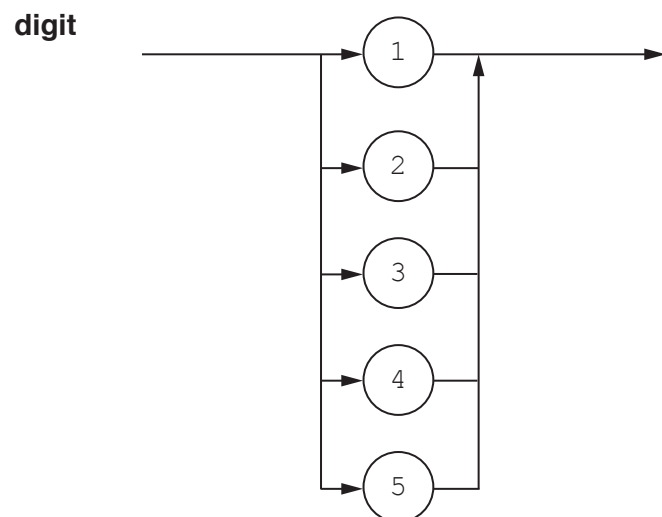
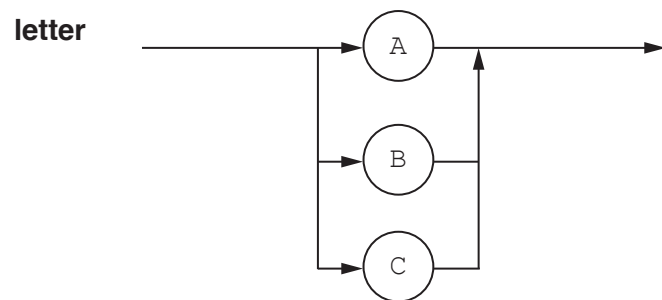
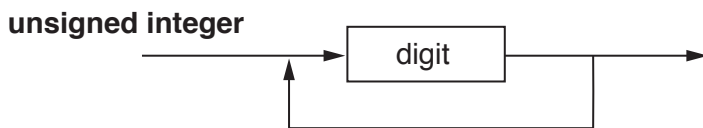
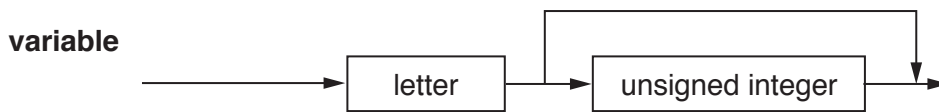
The program allows a user to enter data for a new student.

Explain how the program adds the new data to the file.

.....
.....
.....
.....
.....
.....
.....[3]

2 The following syntax diagrams show the syntax of:

- an assignment statement
- a variable
- an unsigned integer
- a letter
- a digit
- an operator



(a) The following assignment statements are invalid.

Give the reason in each case.

(i) $A = B + 5;$

Reason
.....[1]

(ii) $A = B - D;$

Reason
.....[1]

(iii) $C4 = B2 - A1 + C3;$

Reason
.....[1]

(b) Complete the Backus-Naur Form (BNF) for the syntax diagrams shown on the opposite page.

<assignment statement> ::=
.....

<variable> ::=
.....

<unsigned integer> ::=
.....

<operator> ::=
.....

[6]

- (c) The syntax of **variable** is changed to allow one or more letters followed by an unsigned integer.

Draw a syntax diagram for the new syntax of the variable.

[3]

- 3 In a computer system, real numbers are stored using normalised-floating point representation with:

- 8 bits for the mantissa
- 4 bits for the exponent
- two's complement form for both mantissa and exponent.

- (a) Calculate the normalised floating-point representation of + 21.75 in this system. Show your working.

Working

.....

.....

.....

.....

.....

.....

Mantissa

--	--	--	--	--	--	--	--

Exponent

--	--	--	--

[3]

(b) Find the denary value for the following binary floating-point number.

Mantissa	Exponent												
<table border="1" style="width: 100%; border-collapse: collapse; text-align: center;"> <tr> <td style="width: 12.5%;">1</td> <td style="width: 12.5%;">0</td> <td style="width: 12.5%;">1</td> <td style="width: 12.5%;">1</td> <td style="width: 12.5%;">0</td> <td style="width: 12.5%;">0</td> <td style="width: 12.5%;">0</td> <td style="width: 12.5%;">0</td> </tr> </table>	1	0	1	1	0	0	0	0	<table border="1" style="width: 100%; border-collapse: collapse; text-align: center;"> <tr> <td style="width: 25%;">1</td> <td style="width: 25%;">1</td> <td style="width: 25%;">1</td> <td style="width: 25%;">0</td> </tr> </table>	1	1	1	0
1	0	1	1	0	0	0	0						
1	1	1	0										

Show your working.

Working

.....

.....

.....

.....

Answer [3]

4 The TCP/IP protocol suite is used on the Internet.

(a) The table has statements about transmitting data across the Internet.

Put a tick (✓) in each row to identify whether the responsibility belongs to TCP or IP.

Responsibility	TCP	IP
Correct routing		
Host to host communication		
Communication between networks		
Retransmitting missing packets		
Reassembling packets into the correct order		

[5]

(b) Identify **two** other internet protocols. State a use for each protocol.

Protocol 1

.....

Use

.....

Protocol 2

.....

Use

.....

[4]

(c) State the name of the TCP/IP layer that uses IP addresses.

.....[1]

(d) Emails are transmitted across the Internet using packet switching and routing tables.

(i) Give **four** items of data in an IP data packet.

1

2

3

4

[4]

(ii) Describe **two** benefits of using packet switching.

Benefit 1

.....

.....

.....

Benefit 2

.....

.....

.....

[4]

(iii) Give **two** items of data stored in a routing table.

1

2

[2]

5 Katarina works for a company specialising in the sale of computer parts and accessories. She works in the London office and her colleague Lucy works in the Hong Kong office. Katarina emails confidential information to Lucy so that only Lucy can read the information.

(a) Explain how public and private keys are used to ensure that only Lucy has a readable copy of the confidential information.

.....
.....
.....
.....
.....
.....
.....
.....
.....
..... [4]

(b) Julio is buying items from the online shop. He already has an account with the shop.

Explain how the use of Secure Socket Layer (SSL) or Transport Layer Security (TLS) helps to keep Julio’s confidential information secure.

.....
.....
.....
.....
.....
.....
..... [3]

(c) The manager of the company is concerned about the threat of malware.

State **three** vulnerabilities that a malware can exploit.

1
.....
2
.....
3
..... [3]

6 (a) There are five scenarios on the left and two types of system on the right.

Draw a line to link each scenario to its correct type of system.

Scenario	System
Car speed display	
Aeroplane autopilot	
Rollercoaster	Control
Recording the rainfall at a weather station	Monitoring
Robot loading a part onto a conveyor belt	

[2]

(b) Mary has six fish tanks. The temperature of the water in each tank needs to be within a specific range.

Identify **three** items of hardware that Mary can add to her tanks to help maintain the temperature. Describe the purpose of each item.

Item 1

Purpose

Item 2

Purpose

Item 3

Purpose

[6]

- (ii) The system receives a temperature reading of -2 from fish tank number 4.

Complete the bytes to show the values for this reading after it has been processed.

7	6	5	4	3	2	1	0										
Byte 1																	
								Byte 2									

[2]

- (d) A hardware device to affect the temperature of each tank is on or off depending on the value of a bit in memory location 6753.

If bit 4 is 1, then the hardware device in fish tank 4 is on.

Write **assembly language** instructions to set bit 4 of memory location 6753 to 1 without changing any other bits. Use the instruction set provided.

.....

.....

.....

.....

[3]

Instruction set

Instruction		Explanation
Op code	Operand	
LDD	<address>	Direct addressing. Load the contents of the location at the given address to ACC.
STO	<address>	Store the contents of ACC at the given address.
AND	#n	Bitwise AND operation of the contents of ACC with the operand.
AND	<address>	Bitwise AND operation of the contents of ACC with the contents of <address>.
XOR	#n	Bitwise XOR operation of the contents of ACC with the operand.
OR	#n	Bitwise OR operation of the contents of ACC with the operand.
OR	<address>	Bitwise OR operation of the contents of ACC with the contents of <address>. <address> can be an absolute address or a symbolic address.

Permission to reproduce items where third-party owned material protected by copyright is included has been sought and cleared where possible. Every reasonable effort has been made by the publisher (UCLES) to trace copyright holders, but if any items requiring clearance have unwittingly been included, the publisher will be pleased to make amends at the earliest possible opportunity.

To avoid the issue of disclosure of answer-related information to candidates, all copyright acknowledgements are reproduced online in the Cambridge International Examinations Copyright Acknowledgements Booklet. This is produced for each series of examinations and is freely available to download at www.cie.org.uk after the live examination series.

Cambridge International Examinations is part of the Cambridge Assessment Group. Cambridge Assessment is the brand name of University of Cambridge Local Examinations Syndicate (UCLES), which is itself a department of the University of Cambridge.