

Mathematical Formulae**1. ALGEBRA***Quadratic Equation*

For the equation $ax^2 + bx + c = 0$,

$$x = \frac{-b \pm \sqrt{b^2 - 4ac}}{2a}$$

Binomial Theorem

$$(a + b)^n = a^n + \binom{n}{1}a^{n-1}b + \binom{n}{2}a^{n-2}b^2 + \dots + \binom{n}{r}a^{n-r}b^r + \dots + b^n$$

where n is a positive integer and $\binom{n}{r} = \frac{n!}{(n-r)!r!}$

Arithmetic series $u_n = a + (n-1)d$

$$S_n = \frac{1}{2}n(a+l) = \frac{1}{2}n\{2a + (n-1)d\}$$

Geometric series $u_n = ar^{n-1}$

$$S_n = \frac{a(1-r^n)}{1-r} \quad (r \neq 1)$$

$$S_\infty = \frac{a}{1-r} \quad (|r| < 1)$$

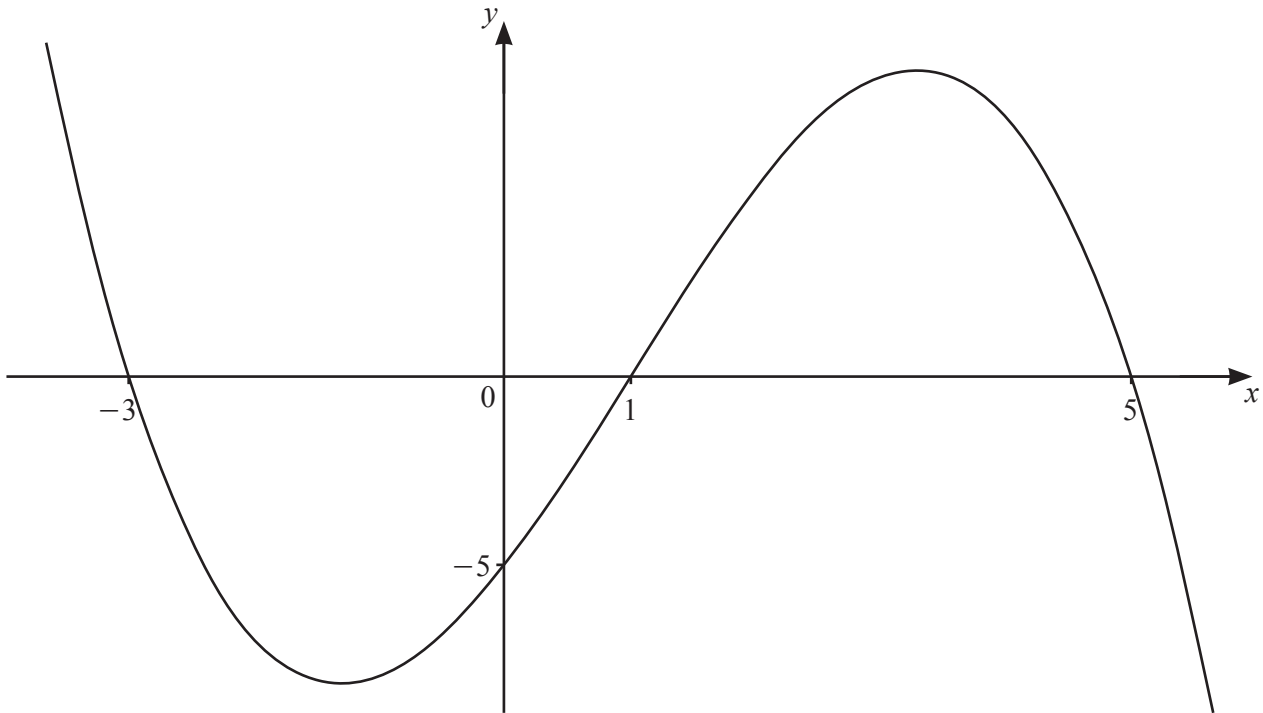
2. TRIGONOMETRY*Identities*

$$\begin{aligned} \sin^2 A + \cos^2 A &= 1 \\ \sec^2 A &= 1 + \tan^2 A \\ \operatorname{cosec}^2 A &= 1 + \cot^2 A \end{aligned}$$

Formulae for $\triangle ABC$

$$\begin{aligned} \frac{a}{\sin A} &= \frac{b}{\sin B} = \frac{c}{\sin C} \\ a^2 &= b^2 + c^2 - 2bc \cos A \\ \Delta &= \frac{1}{2}bc \sin A \end{aligned}$$

1



The diagram shows the graph of the cubic function $y = f(x)$. The intercepts of the curve with the axes are all integers.

(a) Find the set of values of x for which $f(x) < 0$. [1]

(b) Find an expression for $f(x)$. [3]

2 (a) Given that $\frac{\sqrt[3]{xy}(zy)^2}{(xz)^{-3}\sqrt{z}} = x^a y^b z^c$, find the exact values of the constants a , b and c . [3]

(b) Solve the equation $5(2^{2p+1}) - 17(2^p) + 3 = 0$. [4]

3 (a) Write $3 + 2\lg a - 4\lg b$ as a single logarithm to base 10. [4]

(b) Solve the equation $3\log_a 4 + 2\log_4 a = 7$. [5]

- 4 Solve the equation $\cot\left(2x + \frac{\pi}{3}\right) - \sqrt{3} = 0$, where $-\pi < x < \pi$ radians. Give your answers in terms of π . [4]

- 5 Find the possible values of the constant c for which the line $y = c$ is a tangent to the curve $y = 5 \sin \frac{x}{3} + 4$. [3]

6 DO NOT USE A CALCULATOR IN THIS QUESTION.

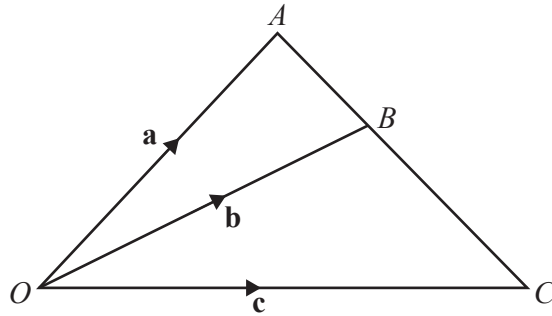
The polynomial $p(x) = 10x^3 + ax^2 - 10x + b$, where a and b are integers, is divisible by $2x + 1$. When $p(x)$ is divided by $x + 1$, the remainder is -24 .

(a) Find the value of a and of b . [4]

(b) Find an expression for $p(x)$ as the product of three linear factors. [4]

(c) Write down the remainder when $p(x)$ is divided by x . [1]

7 (a)



The diagram shows triangle OAC , where $\overrightarrow{OA} = \mathbf{a}$, $\overrightarrow{OB} = \mathbf{b}$ and $\overrightarrow{OC} = \mathbf{c}$. The point B lies on the line AC such that $AB:BC = m:n$, where m and n are constants.

(i) Write down \overrightarrow{AB} in terms of \mathbf{a} and \mathbf{b} . [1]

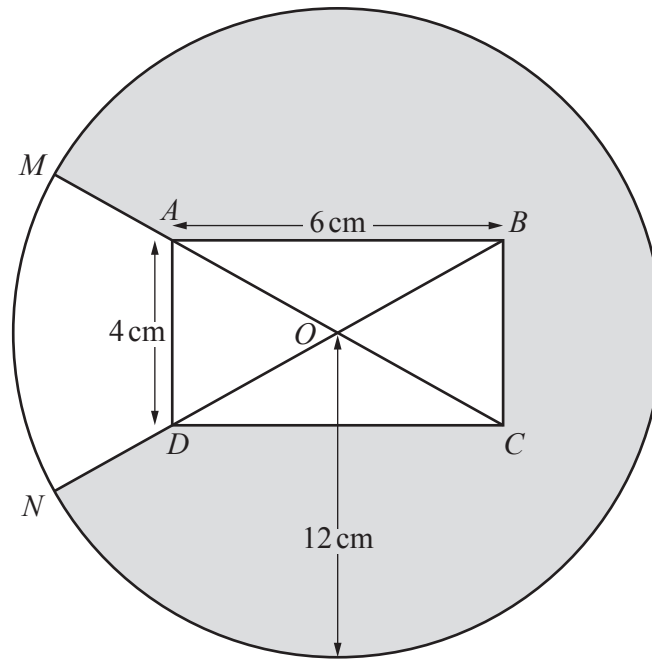
(ii) Write down \overrightarrow{BC} in terms of \mathbf{b} and \mathbf{c} . [1]

(iii) Hence show that $n\mathbf{a} + m\mathbf{c} = (m+n)\mathbf{b}$. [2]

(b) Given that $\lambda \begin{pmatrix} 2 \\ 1 \end{pmatrix} + (\mu - 1) \begin{pmatrix} -4 \\ 7 \end{pmatrix} = (\lambda + 1) \begin{pmatrix} 4 \\ -2 \end{pmatrix}$, find the value of each of the constants λ and μ . [4]

- 8 (a) A 5-digit number is made using the digits 0, 1, 4, 5, 6, 7 and 9. No digit may be used more than once in any 5-digit number. Find how many such 5-digit numbers are even and greater than 50 000. [3]

- (b) The number of combinations of n objects taken 4 at a time is equal to 6 times the number of combinations of n objects taken 2 at a time. Calculate the value of n . [5]



The diagram shows a circle, centre O , radius 12 cm , and a rectangle $ABCD$. The diagonals AC and BD intersect at O . The sides AB and AD of the rectangle have lengths 6 cm and 4 cm respectively. The points M and N lie on the circumference of the circle such that MAC and NDB are straight lines.

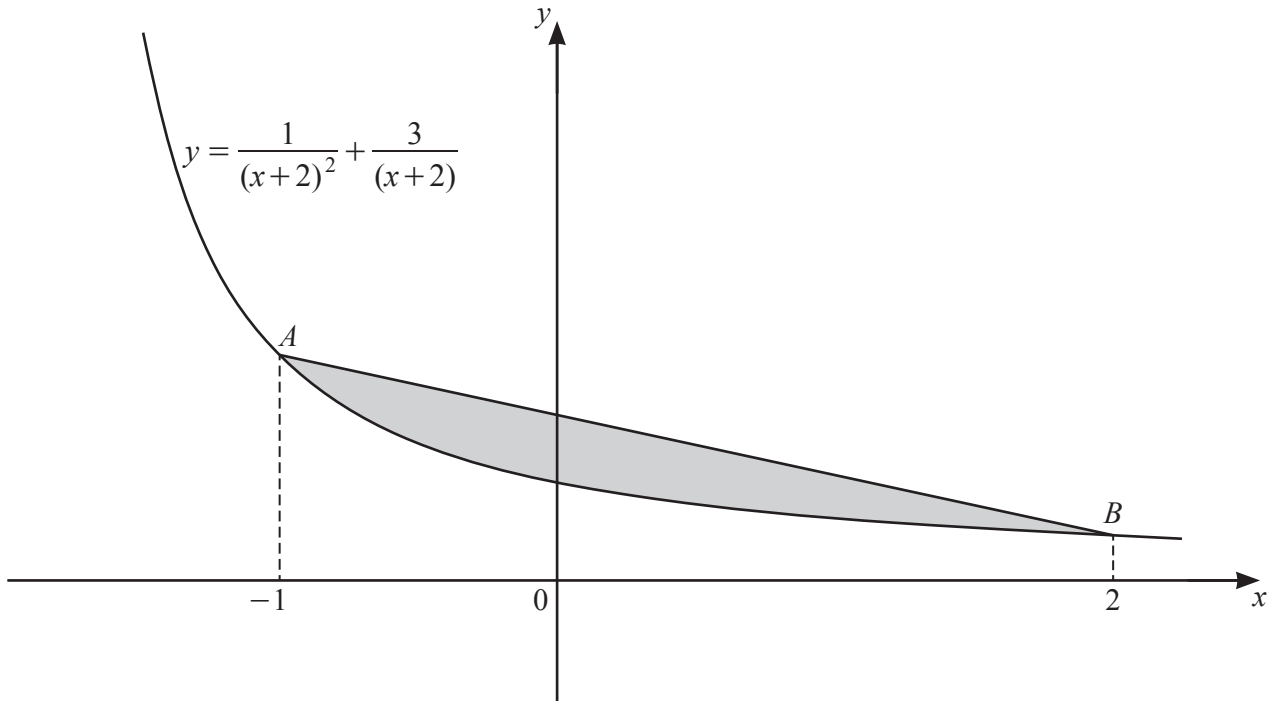
(a) Show that angle AOD is 1.176 radians correct to 3 decimal places. [2]

(b) Find the perimeter of the shaded region. [4]

(c) Find the area of the shaded region.

[3]

10



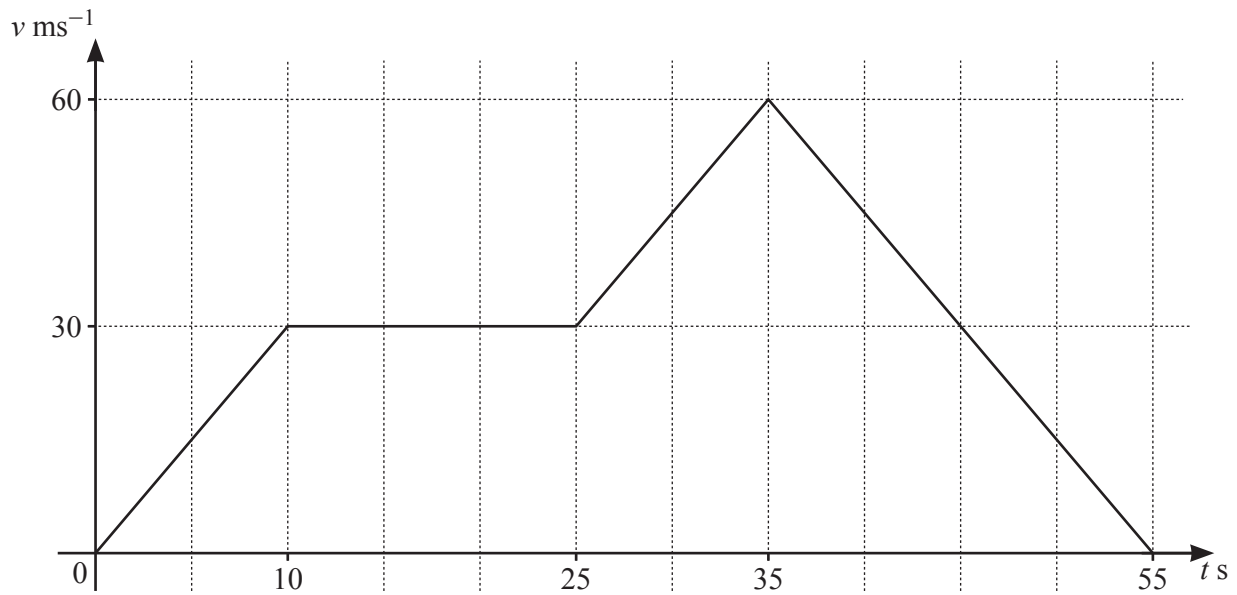
The diagram shows the graph of the curve $y = \frac{1}{(x+2)^2} + \frac{3}{x+2}$ for $x > -2$. The points A and B lie on the curve such that the x -coordinates of A and of B are -1 and 2 respectively.

(a) Find the exact y -coordinates of A and of B . [2]

(b) Find the area of the shaded region enclosed by the line AB and the curve, giving your answer in the form $\frac{p}{q} - \ln r$, where p , q and r are integers. [6]

Additional working space for Question 10(b).

11 (a)



The diagram shows the velocity–time graph for a particle P , travelling in a straight line with velocity $v \text{ ms}^{-1}$ at a time t seconds. P accelerates at a constant rate for the first 10 s of its motion, and then travels at constant velocity, 30 ms^{-1} , for another 15 s. P then accelerates at a constant rate for a further 10 s and reaches a velocity of 60 ms^{-1} . P then decelerates at a constant rate and comes to rest when $t = 55$.

(i) Find the acceleration when $t = 12$. [1]

(ii) Find the acceleration when $t = 50$. [1]

(iii) Find the total distance travelled by the particle P . [2]

(b) A particle Q travels in a straight line such that its velocity, $v \text{ ms}^{-1}$, at time t s after passing through a fixed point O is given by $v = 4 \cos 3t - 4$.

(i) Find the speed of Q when $t = \frac{5\pi}{9}$. [2]

(ii) Find the smallest positive value of t for which the acceleration of Q is zero. [3]

(iii) Find an expression for the displacement of Q from O at time t . [2]

BLANK PAGE

Permission to reproduce items where third-party owned material protected by copyright is included has been sought and cleared where possible. Every reasonable effort has been made by the publisher (UCLES) to trace copyright holders, but if any items requiring clearance have unwittingly been included, the publisher will be pleased to make amends at the earliest possible opportunity.

To avoid the issue of disclosure of answer-related information to candidates, all copyright acknowledgements are reproduced online in the Cambridge Assessment International Education Copyright Acknowledgements Booklet. This is produced for each series of examinations and is freely available to download at www.cambridgeinternational.org after the live examination series.

Cambridge Assessment International Education is part of the Cambridge Assessment Group. Cambridge Assessment is the brand name of the University of Cambridge Local Examinations Syndicate (UCLES), which itself is a department of the University of Cambridge.