



UNIVERSITY OF CAMBRIDGE INTERNATIONAL EXAMINATIONS  
International General Certificate of Secondary Education

CANDIDATE  
NAME

CENTRE  
NUMBER

--	--	--	--	--

CANDIDATE  
NUMBER

--	--	--	--



**ENVIRONMENTAL MANAGEMENT**

**0680/22**

Paper 2

**May/June 2011**

**1 hour 45 minutes**

Candidates answer on the Question Paper.

Additional Materials: Ruler

**READ THESE INSTRUCTIONS FIRST**

Write your Centre number, candidate number and name on all the work you hand in.  
Write in dark blue or black pen.  
You may use a soft pencil for any diagrams, graphs or rough working.  
Do not use staples, paper clips, highlighters, glue or correction fluid.  
**DO NOT WRITE IN ANY BARCODES.**

Answer **both** questions.

At the end of the examination, fasten all your work securely together.  
The number of marks is given in brackets [ ] at the end of each question or part question.

For Examiner's Use	
1	
2	
<b>Total</b>	

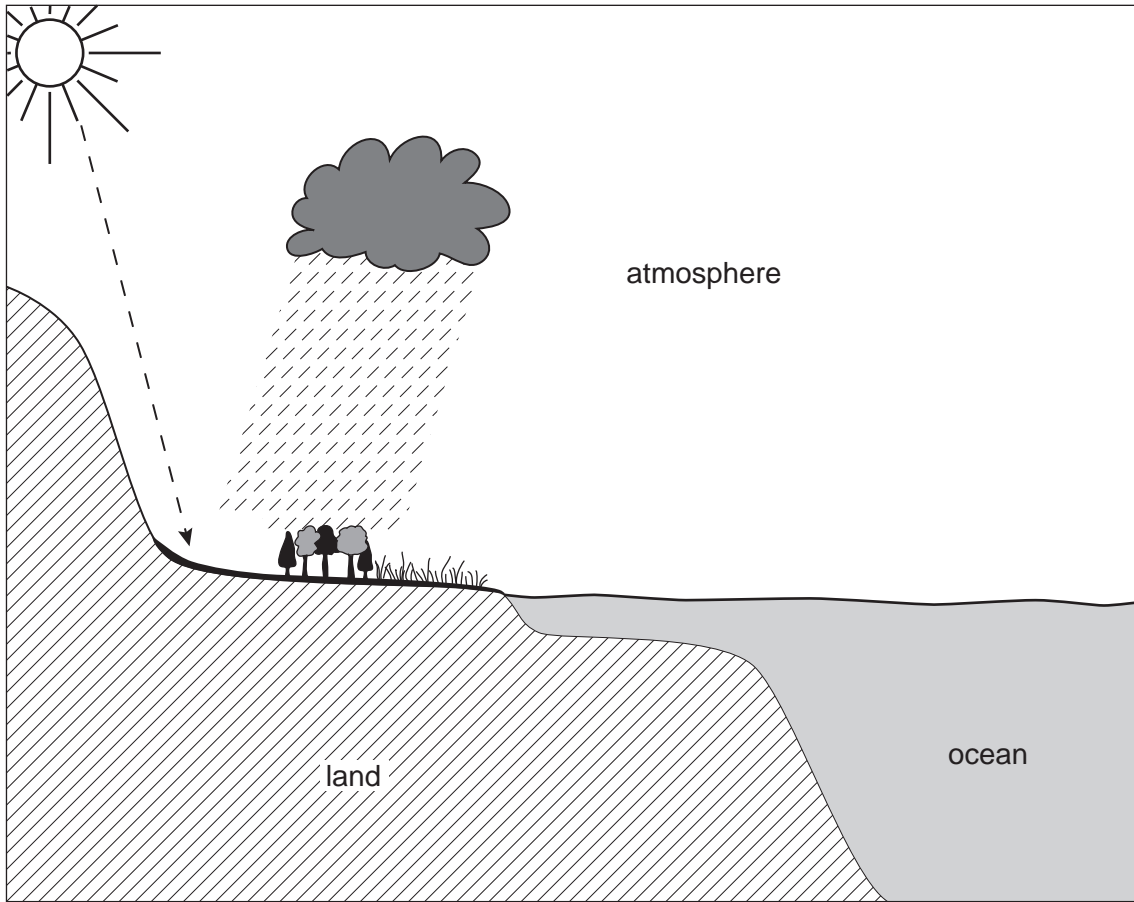
This document consists of **15** printed pages and **1** blank page.



**BLANK PAGE**

- 1 (a) The Earth provides people with many useful natural resources – in the atmosphere, on the land surface, under the land surface and in the oceans.

For  
Examiner's  
Use



Fill in the remaining boxes by naming two different examples of useful natural resources for people from the atmosphere, land surface and oceans.

place	natural resources	
atmosphere	.....	.....
on the land surface	.....	.....
under the land surface	rocks	minerals
oceans	.....	.....

[3]



- (ii) How is the distribution of countries with lower than average ecological footprints different from that of countries which are greater than average?

.....  
.....  
.....  
..... [5]

- (iii) On the world map, clearly mark and name any two countries with different ecological footprints, one above average and one below average. [2]

- (iv) Give reasons for the different ecological footprints of these two countries.

.....  
.....  
.....  
.....  
.....  
.....  
.....  
..... [4]

- (v) A report in 2007 by another environmental organisation calculated that humans are using 30% more resources each year than the Earth can replace.

Why is this use unsustainable? Explain referring to examples of natural resources.

.....  
.....  
.....  
.....  
.....  
..... [3]

- (c) World population growth is a major cause of the unsustainable use of natural resources.

For  
Examiner's  
Use

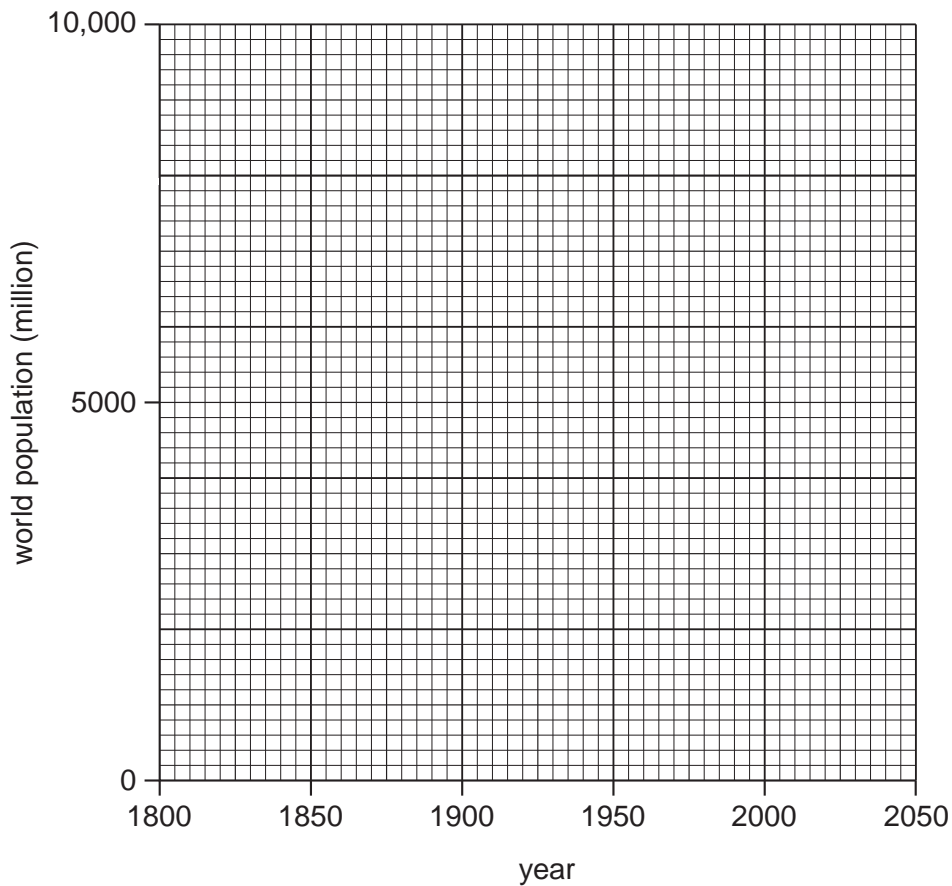
year	total world population – actual and expected (millions)
1800	980
1850	1260
1900	1660
1950	2500
2000	6160
2050	9800

- (i) By how many times is world population expected to have increased in the 250 years between 1800 and 2050?

..... [1]

- (ii) Draw a line graph to show actual and expected world population numbers between 1800 and 2050.

**World population growth**



[3]

(iii) How does the graph suggest that pressure on the Earth's natural resources will continue to increase?

.....

.....

.....

..... [2]

(d) Look at the population information for Nigeria, the country in Africa with most people.

total population (million)		birth and death rates in 2005 (per 1000)		population structure in 2005 (%)	
2005	127	birth rate	39	under 15	44%
2050 (expected)	250	death rate	18	over 60	5%

(i) How many more people is Nigeria expected to have in 2050 compared with 2005?  
..... [1]

(ii) Calculate the rate of natural increase per 1000 in Nigeria in 2005.  
..... [1]

(iii) Describe how the population structure of Nigeria in 2005 suggests that its population will continue to grow for many more years.  
.....

.....

..... [2]

(iv) More widespread use of family planning would help to reduce the high rates of population growth in Nigeria and many other countries in Africa, Asia and Central America.  
Explain why some countries have been slow to manage their population growth.  
.....

.....

.....

.....

.....

.....

.....

.....

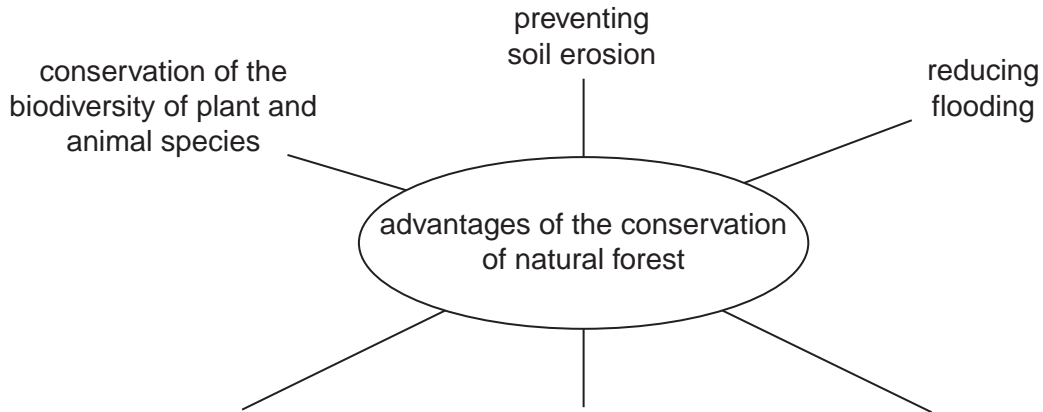
.....

.....

..... [4]

- (e) Some people say that a new type of economics is needed – one that puts a money value on the services that natural ecosystems provide free for humans. Look at some of the advantages for humans of conserving natural forests.

For  
Examiner's  
Use



.....  
.....

- (i) Complete the spider diagram by adding three more advantages for humans. [3]

- (ii) Explain why conservation of biodiversity of plant and animal species is important to humans now and in the future.

.....  
.....  
.....  
.....  
.....  
.....  
..... [3]

- (iii) Why are people continuing to destroy and clear natural forests despite all these advantages?

.....  
.....  
.....  
.....  
.....  
..... [3]

[Total: 40 marks]



2 (a) Rocks and minerals have many uses for people. Here is a list of nine useful rocks and minerals.

bauxite      coal      diamonds      iron ore      lead

limestone      oil (petroleum)      phosphates      uranium

(i) From the list, choose the rock or mineral for each of the uses named below.

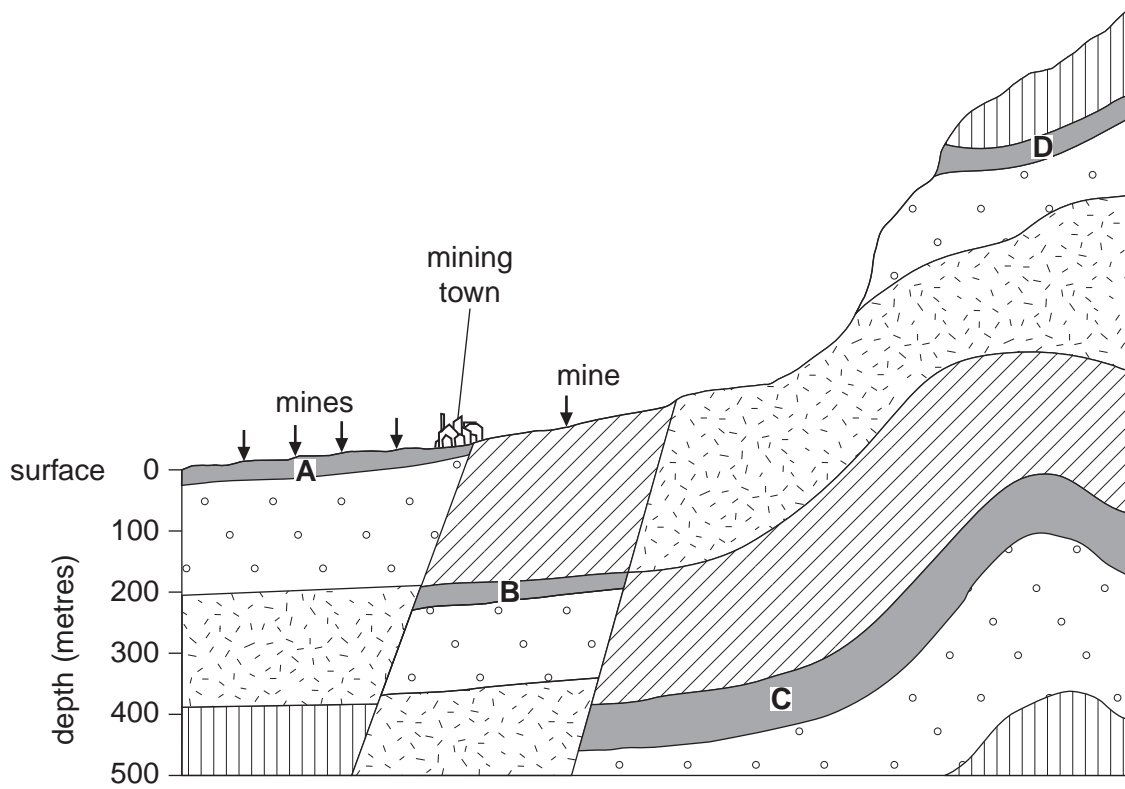
use	rock / mineral
concrete and cement	.....
plastics and synthetic fibres	.....
steel girders	.....
nuclear power	..... [2]


(ii) Choose any two of the other five rocks and minerals in the list, which were not used in answering part (i). Give a use for each of them.

rock / mineral	use
1 .....	.....
	.....
2 .....	.....
	..... [2]

(b) Look at the diagram which shows rock formations in a mining area.

For  
Examiner's  
Use



key:  mineral bearing layer of rock

(i) Name the type of mining used to take minerals out of rock layer A.

..... [1]

(ii) Describe the methods of mining used to take minerals out of rock layer B.

.....  
.....  
.....  
.....  
.....  
.....  
..... [3]

- (iii) Explain why four mines are being used to take the minerals out of rock layer **A**, compared with only one for rock layer **B**.

.....  
.....  
.....  
.....  
..... [3]

- (iv) All mining causes environmental problems. Would you expect the environmental problems to be greater from mining rock layer **A** or **B**? Explain your answer.

.....  
.....  
.....  
..... [2]

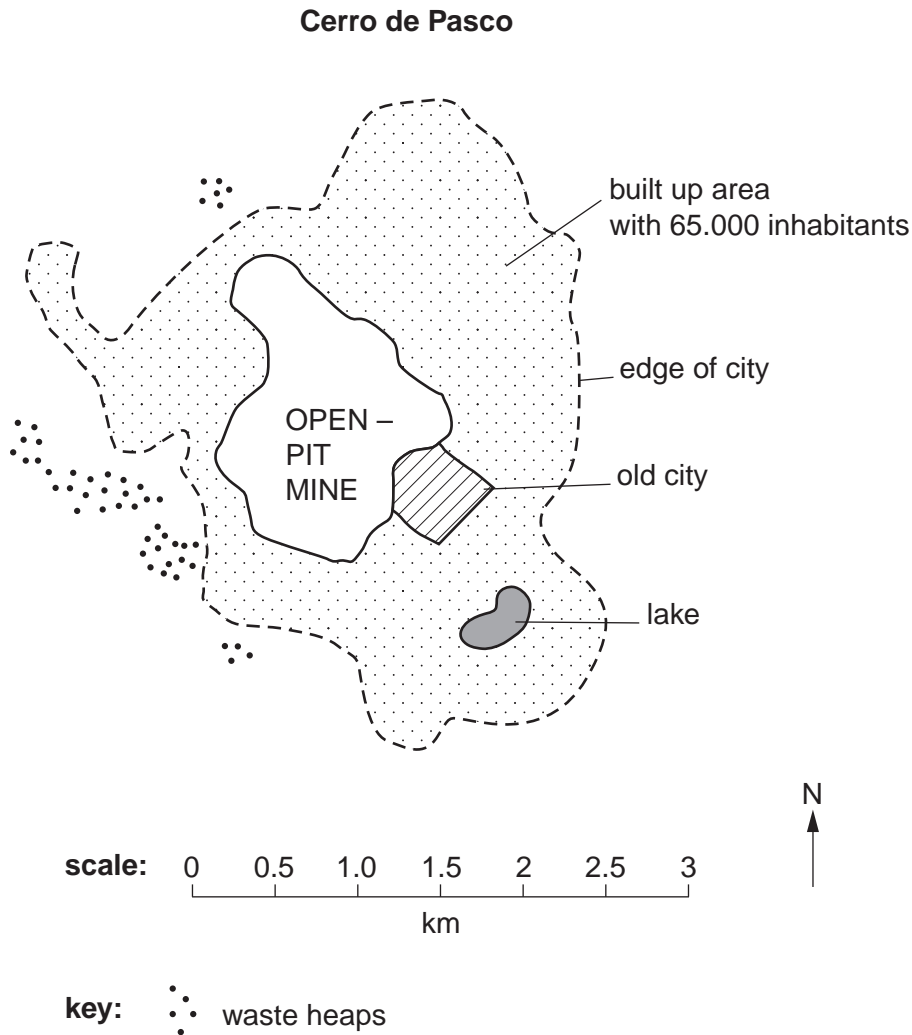
- (v) When mining finishes at **A** and **B**, the mining company will need to look at rock layers **C** and **D**. Describe how the problems for mining layers **C** and **D** are likely to be greater than they were for **A** and **B**.

.....  
.....  
.....  
.....  
..... [3]

- (vi) Which rock layer would you expect them to mine first, **C** or **D**? Explain your answer.

.....  
.....  
..... [2]

- (c) Cerro de Pasco is a mining town in the Andes of Peru. At a height of 4,380 metres above sea level, mining is the only reason for the existence of the town. Silver, lead and zinc have been mined here for over 400 years from a large open pit mine in the centre of town. The town clings to the edges of the 380 metre deep pit, as the map below shows. The mine produces 60,000 tonnes of lead and 150,000 tonnes of zinc a year and reserves are plentiful. The streets of poor houses, with their corrugated iron roofs black with mining dust, suddenly stop at the edge of the pit. Houses near the edge of the pit show many cracks.



- (i) Look at the map and its scale. Describe how it shows the large size of the mine.

.....

.....

.....

..... [2]

(ii) Describe the location of the mine.

.....  
.....  
.....  
..... [2]

(iii) Suggest a reason for the large number of cracks reported in the houses near the edge of the pit.

.....  
..... [1]

(iv) Where does the waste from the mine go?

..... [1]

(v) A health report in 2007 showed that over 90% of children and 80% of women of child-bearing age had high blood levels of toxic substances like lead. Diseases of lungs and heart were found to be common in older residents. Explain how the mining here can cause great health problems like these for the inhabitants of Cerro de Pasco.

.....  
.....  
.....  
.....  
.....  
.....  
.....  
..... [4]

(d) The mining company wants to increase the size of the open pit to mine in the area under the old city. This will involve the destruction of the main church, historical buildings and many houses.

There are two plans.

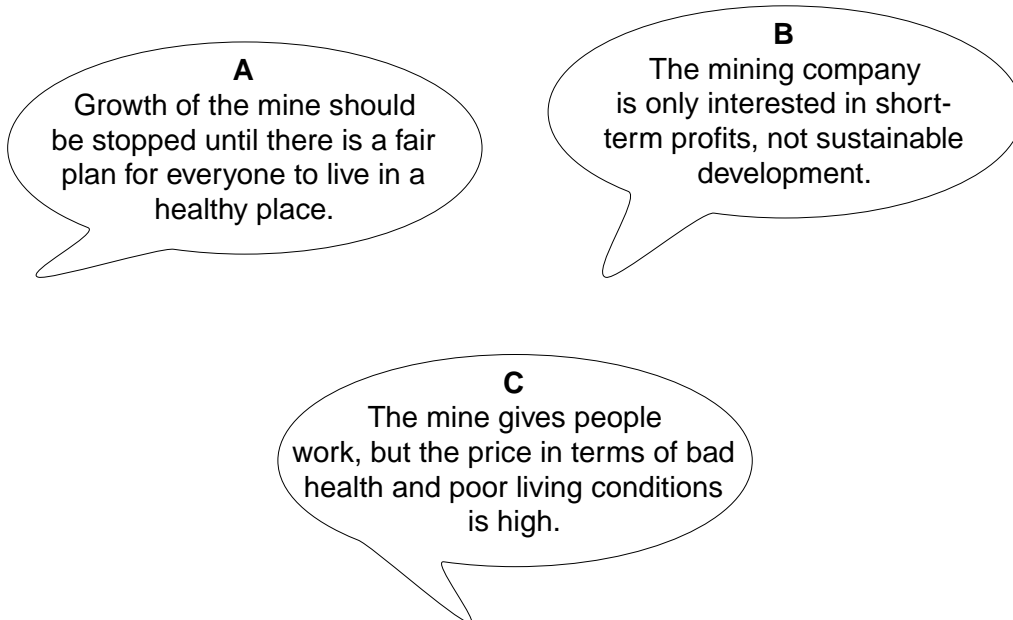
**Plan 1** The big move

- Build a new town for 70,000 people 35 km away, along the main road
- Cost estimates range from US\$500 million to US\$3500 billion; who will pay?
- Expected time for doing this 10–15 years

**Plan 2** Local resettlement by the mining company

- Build a new church, public buildings and houses not far from the mine
- Cost estimates are US\$5-10 million
- Expected time for doing this 2–3 years

**Views of residents**



(i) What are the advantages of Plan 1 compared with Plan 2?

.....

.....

.....

.....

.....

.....

(ii) How likely is it that Plan 1 will ever be put into effect? Explain your view.

.....  
.....  
.....  
.....  
..... [5]

(e) Some countries depend upon mineral exports for most of their income. One example is Zambia, a poor landlocked country in Africa.

<p><b>Zambia – the country</b></p> <p>population: 11 million income per head: US\$750 birth rate: 42 per 1000</p>	<p><b>Zambia – minerals</b></p> <p>Africa's largest copper producer exports: copper 85% of total                   platinum 10% of total 1 in 10 paid jobs in mining</p>	<p><b>World copper price</b> – the London Metal Exchange</p> <table border="1"> <caption>World copper price data</caption> <thead> <tr> <th>Date</th> <th>Price (US \$ per tonne)</th> </tr> </thead> <tbody> <tr> <td>Oct 2006</td> <td>9000</td> </tr> <tr> <td>Oct 2008</td> <td>4000</td> </tr> </tbody> </table>	Date	Price (US \$ per tonne)	Oct 2006	9000	Oct 2008	4000
Date	Price (US \$ per tonne)							
Oct 2006	9000							
Oct 2008	4000							

(i) How big was the difference in the copper price between October 2006 and 2008?

..... [1]

(ii) A market stall holder in Chingola, the main town in Zambia's copper belt, said 'Everyone in town gets worried when copper prices fall in London'.

Describe the likely effects of the big drop in copper price between 2006 and 2008 on local people living in Zambia's copper belt.

.....  
.....  
.....  
.....  
.....  
.....  
.....  
.....  
..... [4]

(iii) The main cause of the drop in world copper price was the recession in developed world countries. Why would a producer of copper (used in electrical wiring) and platinum (used in catalytic converters), located more than 12,000km away like Zambia, be so badly affected?

For  
Examiner's  
Use

.....  
.....  
.....  
..... [2]

[Total: 40 marks]

---

Permission to reproduce items where third-party owned material protected by copyright is included has been sought and cleared where possible. Every reasonable effort has been made by the publisher (UCLES) to trace copyright holders, but if any items requiring clearance have unwittingly been included, the publisher will be pleased to make amends at the earliest possible opportunity.

University of Cambridge International Examinations is part of the Cambridge Assessment Group. Cambridge Assessment is the brand name of University of Cambridge Local Examinations Syndicate (UCLES), which is itself a department of the University of Cambridge.