



Cambridge Assessment International Education
Cambridge International General Certificate of Secondary Education


CANDIDATE
NAME

CENTRE
NUMBER

| | | | | |
|--|--|--|--|--|
| | | | | |
|--|--|--|--|--|

CANDIDATE
NUMBER

| | | | |
|--|--|--|--|
| | | | |
|--|--|--|--|



COMBINED SCIENCE

0653/42

Paper 4 (Extended)

May/June 2019

1 hour 15 minutes

Candidates answer on the Question Paper.

No Additional Materials are required.

READ THESE INSTRUCTIONS FIRST

Write your centre number, candidate number and name on all the work you hand in.

Write in dark blue or black pen.

You may use an HB pencil for any diagrams or graphs.

Do not use staples, paper clips, glue or correction fluid.

DO NOT WRITE IN ANY BARCODES.

Answer **all** questions.

Electronic calculators may be used.

You may lose marks if you do not show your working or if you do not use appropriate units.

A copy of the Periodic Table is printed on page 20.

At the end of the examination, fasten all your work securely together.

The number of marks is given in brackets [] at the end of each question or part question.

This document consists of **20** printed pages.

- 1 (a) When apples are cut open the exposed surface turns from white to brown. This happens because an enzyme inside the apples causes a brown substance to be produced in the presence of oxygen.

Fig. 1.1 shows an investigation of various treatments on freshly cut apple pieces to see if the browning of apples can be prevented. The dishes of apple pieces and each treatment are shown.

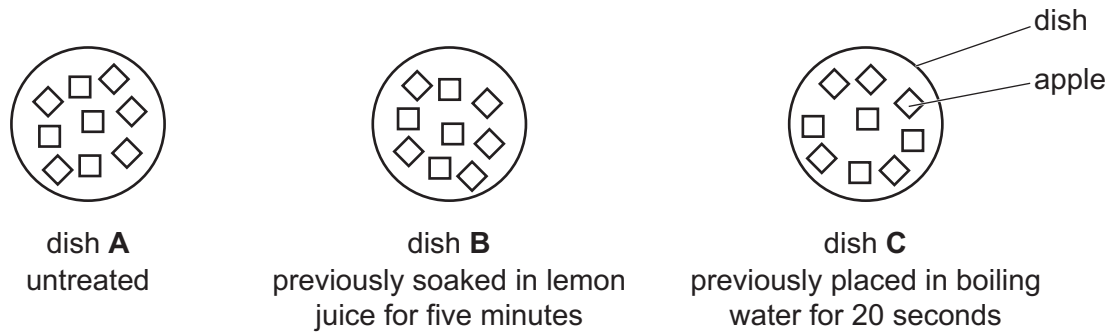


Fig. 1.1

After treatment the dishes are left uncovered for 10 minutes.

Table 1.1 shows the results of the investigation.

Table 1.1

| dish | appearance of apple after 10 minutes | explanation |
|----------|--------------------------------------|--|
| A | brown | |
| B | unchanged | the acid in the lemon juice denatured the enzyme |
| C | unchanged | |

- (i) Complete Table 1.1 to explain the appearance of the apples after 10 minutes in dish **A** and dish **C**. [2]
- (ii) Explain in detail how denaturation affects enzyme molecules.

.....

.....

..... [2]

(b) Hydrochloric acid is another acid that could be used to stop the apples from turning brown. Hydrochloric acid is contained in gastric juice in the stomach.

(i) State **two** functions of hydrochloric acid in gastric juice.

1.
 2.
- [2]

(ii) Suggest why it is dangerous to use hydrochloric acid to stop the apples from turning brown before eating them.

..... [1]

(c) Apples contain starch.

Fig. 1.2 shows a molecule of glucose, and how glucose molecules join together to make starch.

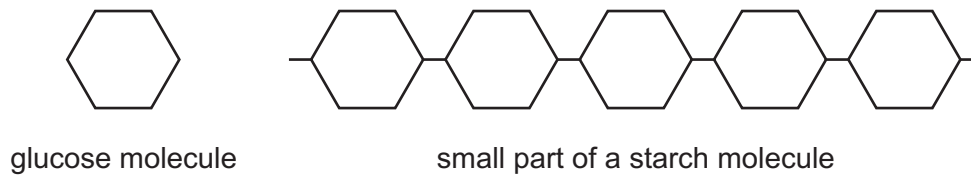


Fig. 1.2

(i) Suggest **one other** large molecule that can be made by glucose molecules joining together.

..... [1]

(ii) Name the smaller molecules that form proteins.

..... [1]

(iii) State the elements present in proteins.

.....
 [1]

[Total: 10]

2 Catalytic cracking breaks down large saturated hydrocarbon molecules into smaller hydrocarbon molecules. This process produces some unsaturated hydrocarbon molecules.

(a) State what is meant by the term *hydrocarbon*.

.....
 [1]

(b) Fig. 2.1 shows apparatus used for catalytic cracking.

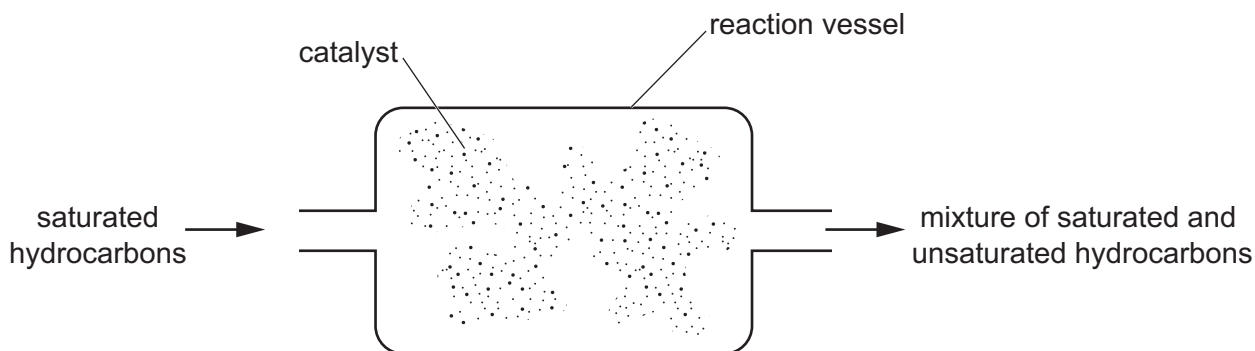


Fig. 2.1

(i) State **one** other reaction condition, apart from a catalyst, used in the reaction vessel.

..... [1]

(ii) Cracking is an endothermic reaction.

Describe what is meant by an *endothermic reaction*. Use ideas about chemical energy and thermal energy in your answer.

.....

 [2]

(iii) Describe how aqueous bromine is used to show that this cracking process produces unsaturated hydrocarbons from saturated hydrocarbons.

.....

 [2]

- (c) One of the products of cracking hydrocarbons is propene, C_3H_6 .
- (i) Complete the diagram in Fig. 2.2 to show the structure of one molecule of propene.



Fig. 2.2

[3]

- (ii) Construct the balanced symbol equation for the complete combustion of propene.

..... [2]

[Total: 11]

3 Fig. 3.1 shows a forklift truck moving a large heavy box towards a shelf.

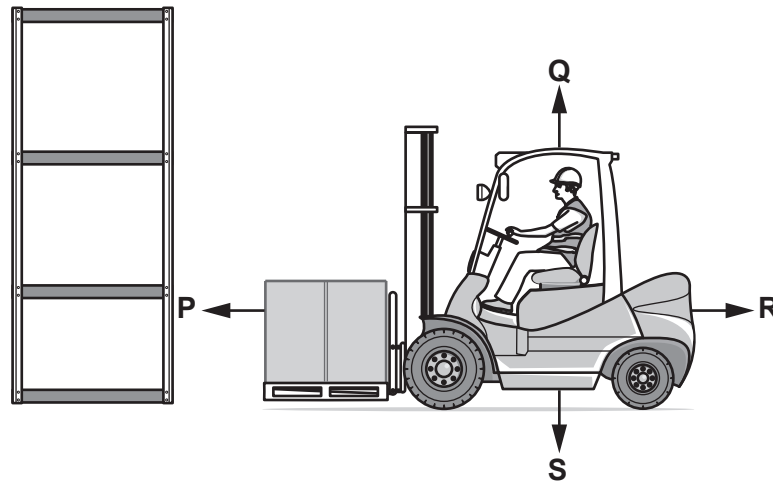


Fig. 3.1

(a) The arrows labelled **P**, **Q**, **R** and **S** show four forces acting on the forklift truck.

State which letter represents the driving force moving the truck.

.....

[1]

(b) The forklift truck lifts the box upwards from the ground to a shelf 3.0 m above the ground.

The upwards force on the box as it moves is equal to the weight of the box.

The box has a mass of 500 kg.

The gravitational field strength g is 10 N/kg.

Calculate the work done on the box.

Show your working.

work done = J [3]

(c) The forklift truck is driven to collect another box.

Fig. 3.2 shows the speed–time graph for this journey.

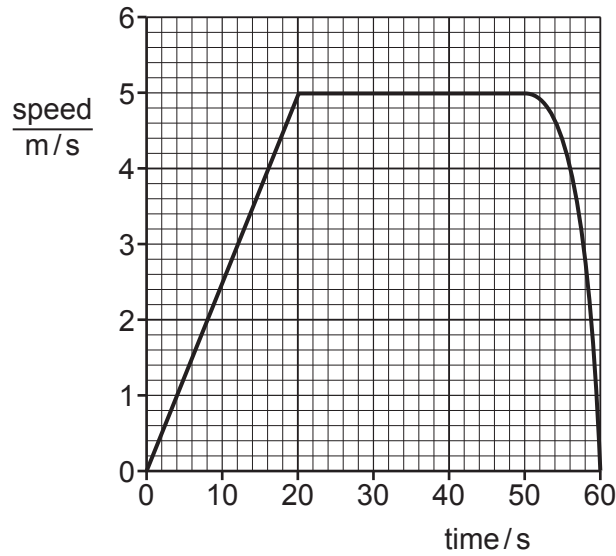


Fig. 3.2

(i) Describe the motion of the truck between 50 s and 60 s.

.....
 [2]

(ii) The truck travels 40 m between 50 s and 60 s.

Use this information and Fig. 3.2 to find the total distance travelled by the truck.

Show your working.

distance = m [2]

(iii) The mass of the forklift truck is 1500 kg.

Use data from Fig. 3.2 to calculate the kinetic energy of the truck at time = 30 s.

kinetic energy = J [2]

[Total: 10]

4 (a) Fig. 4.1 shows a simplified diagram of the carbon cycle.

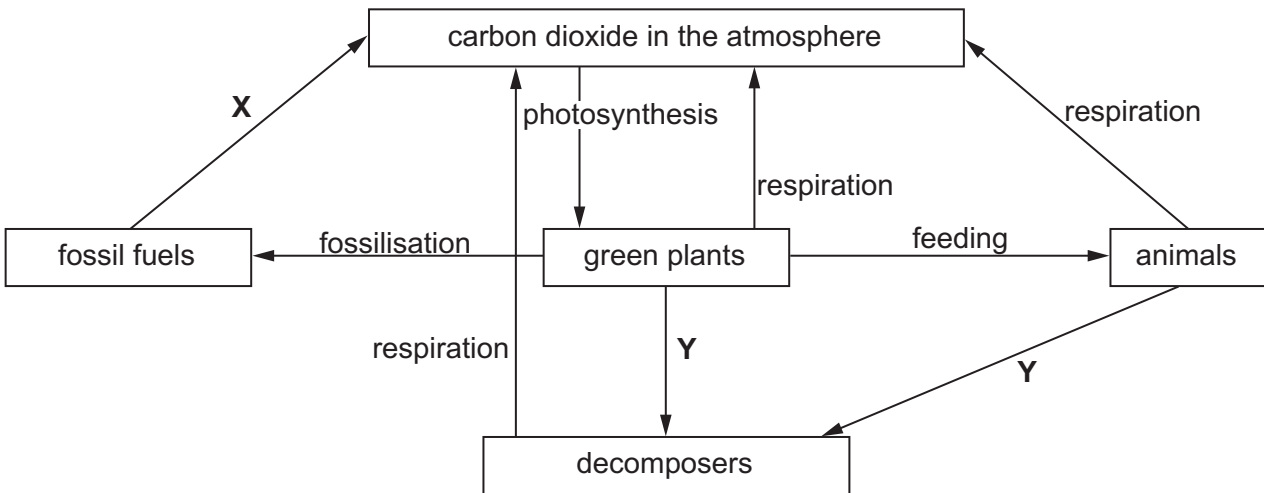


Fig. 4.1

(i) Name process X.

..... [1]

(ii) Name process Y.

..... [1]

(iii) Explain the effect of clearing forests on the concentration of carbon dioxide in the atmosphere.

.....
.....
..... [2]

- (b) Nitrate ions can be added to water in a lake accidentally. The effects of this can lead to the death of organisms living in the water.

Use the words in the list to complete the sentences which explain how this happens.

Each word can be used once, more than once, or not at all.

addition **death** **decomposers** **decreased** **feeding**
growth **increased** **respiration**

- There is an increased availability of nitrate ions.
- This results in an increased of producers on the surface of the lake.
- This leads to decomposition after the of producers.
- Increased aerobic respiration by occurs which results in a reduction of dissolved oxygen.
- This causes the death of organisms in the water.

[4]

[Total: 8]

- 5 (a) Table 5.1 shows the melting points of some Group I elements.

Table 5.1

| chemical symbol | melting point/°C |
|-----------------|------------------|
| Li | 181 |
| Na | 98 |
| K | |
| Rb | 39 |
| Cs | 28 |

- (i) Suggest the melting point of potassium.

..... °C [1]

- (ii) Potassium reacts rapidly with water.

Compare the reactivity of rubidium with the reactivity of potassium.

.....
 [1]

- (iii) Name the gas produced when potassium reacts with water.

..... [1]

- (iv) Caesium metal is stored in a sealed glass tube as shown in Fig. 5.1.

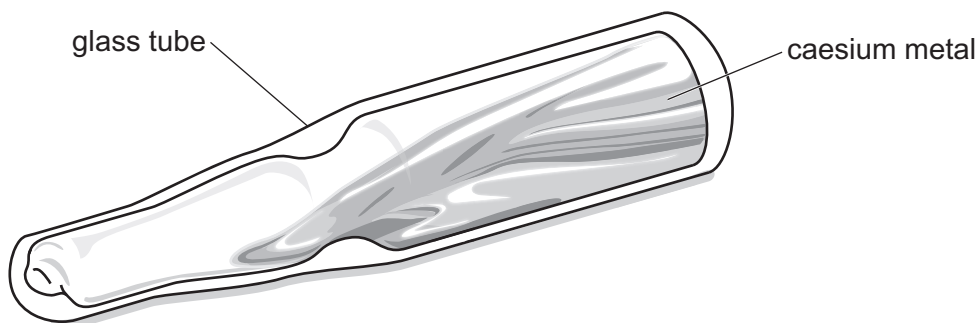


Fig. 5.1

The caesium melts when a warm hand is placed around the sealed glass tube.

Explain, in terms of particles, why thermal energy is needed to melt caesium metal.

.....

 [1]

(b) Chlorine is in Group VII of the Periodic Table.

Potassium reacts with chlorine forming potassium chloride.

(i) Describe the formation of ions from potassium atoms and chlorine atoms. You may draw a diagram if it helps your answer.

.....

.....

.....

..... [2]

(ii) Fig. 5.2 shows some ions in a potassium chloride lattice.

Complete Fig. 5.2 to show the arrangement of potassium ions, K^+ , and chloride ions, Cl^- .

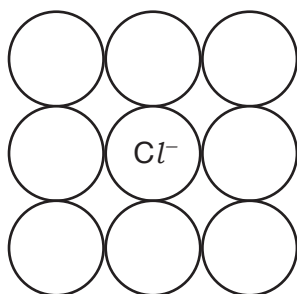


Fig. 5.2

[1]

(iii) Explain how ionic bonding keeps potassium ions and chloride ions together.

.....

..... [1]

[Total: 8]

- 6 (a) The Sun is made of very hot gases.

Near the surface of the Sun most of the thermal energy is transferred to the surface by convection.

Describe how convection is able to transfer thermal energy from inside the Sun to the surface of the Sun.

.....
.....
..... [2]

- (b) Some of the energy emitted from the surface of the Sun is transferred to Earth as infrared radiation.

Infrared radiation travels between the Sun and the Earth at a speed of 3.0×10^8 m/s.

- (i) The radiation travels 150 000 000 km from the Sun to Earth.

Show that it takes approximately 8 minutes to travel from the Sun to the Earth.

[3]

(ii) The shortest infrared wavelength emitted by the Sun is 7.4×10^{-7} m.

Calculate the frequency of this infrared radiation.

Show your working.

frequency = Hz [2]

(c) State one use of infrared radiation in the home.

..... [1]

[Total: 8]

7 Fig. 7.1 shows a plant responding to light coming from one side.

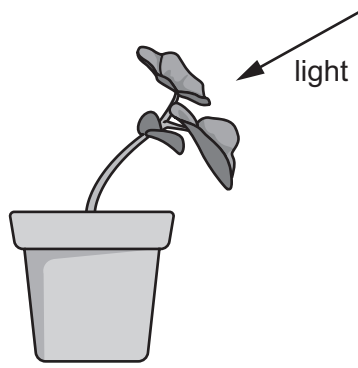


Fig. 7.1

(a) Name this plant response.

..... [1]

(b) Explain in detail why the plant bends towards the light.

Refer to the hormone auxin in your answer.

.....
.....
.....
..... [3]

(c) Hormones are also present in animals.

Give an example of a specific situation when the secretion of adrenaline is increased by a large amount.

..... [1]

(d) The word equation for respiration is shown.



Two effects of the secretion of adrenaline are an increase in breathing rate and an increase in heart rate.

Describe how these two effects of adrenaline enable the cells of the body to increase their rate of respiration.

increase in breathing rate

.....

.....

increase in heart rate

.....

.....

[2]

(e) State **two** ways in which the energy released by respiration is used by the body.

1.
2.

[2]

[Total: 9]

- 8 (a) A scientist analyses solution **Q** using chromatography.

She thinks that it contains cobalt ions, Co^{2+} , copper ions, Cu^{2+} , and nickel ions, Ni^{2+} .

She places a sample of solution **Q** and samples of solutions containing Co^{2+} , Cu^{2+} , and Ni^{2+} ions onto a piece of chromatography paper.

The chromatogram she obtains is shown in Fig. 8.1.

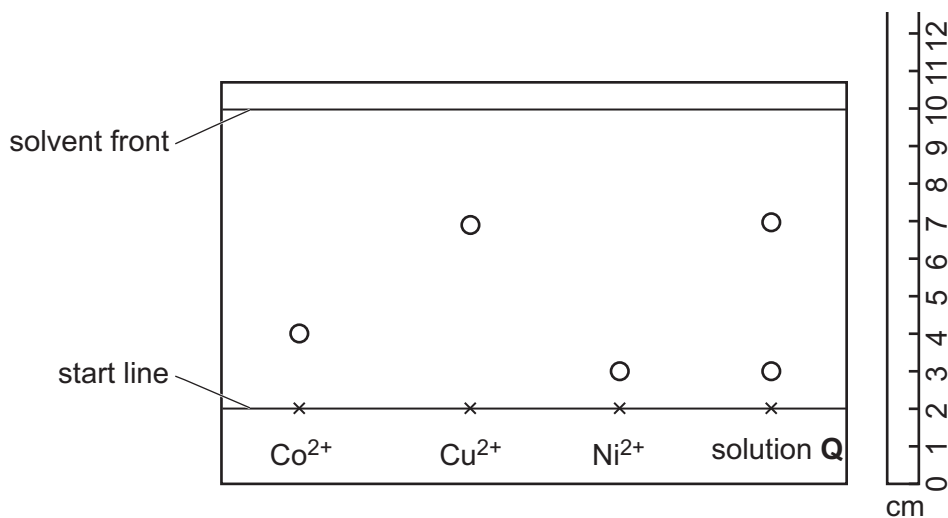


Fig. 8.1

- (i) State which metal ions are present in solution **Q**.

..... [1]

- (ii) Calculate the R_f value for the copper ions (Cu^{2+}).

Show your working.

R_f value = [2]

(b) Cobalt, copper and nickel are in Period 4 of the Periodic Table, shown on page 20.

Name the collection of metals that contains cobalt, copper and nickel.

..... [1]

(c) Copper can be extracted from aqueous copper(II) chloride using the apparatus shown in Fig. 8.2.

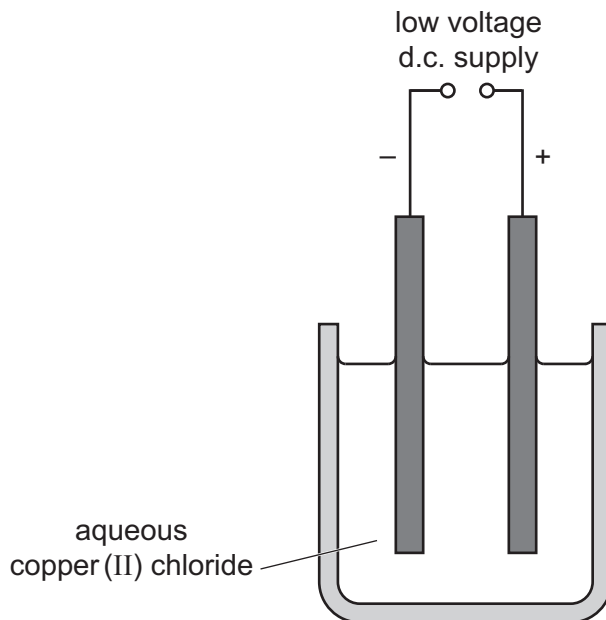


Fig. 8.2

(i) Identify the ions that move to each electrode.

to the anode

to the cathode

[2]

(ii) The scientist thinks that one compound in solution **Q** is copper(II) chloride.

Deduce the formula of copper(II) chloride.

formula of copper(II) chloride = [1]

[Total: 7]

9 Fig. 9.1 shows an electrically-powered bicycle.

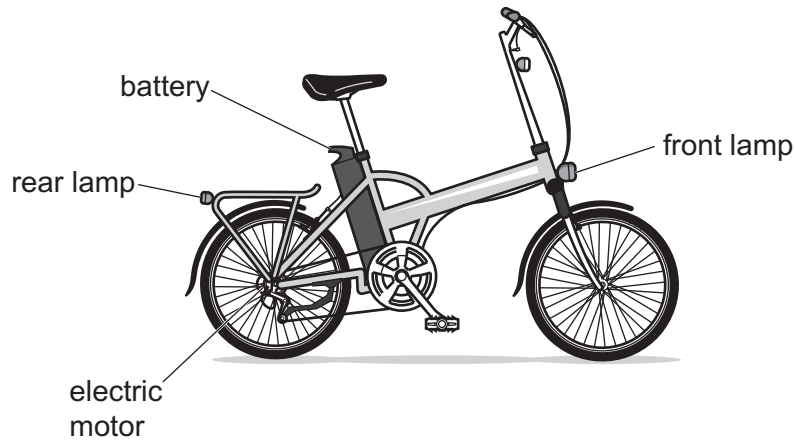


Fig. 9.1

- (a) The battery has to supply power to the electric motor, and to both front and rear lamps. A switch controls the whole circuit.

The rider controls the speed of the bicycle by changing the current in the electric motor.

The two lamps are controlled by one more switch. However, if one lamp fails the other lamp is still lit.

- (i) Name a circuit component that can be used to change the current in a circuit.

..... [1]

- (ii) On Fig. 9.2 complete the circuit diagram for this electric bicycle. Include the component you have named in (a)(i) to change the speed of the motor.



Fig. 9.2

[4]

(b) The battery has an output voltage of 36V, and the current in the motor at maximum speed is 7.0A.

(i) Calculate the power output of the electric motor at maximum speed.

Show your working and give the unit of your answer.

power = unit [3]

(ii) The cyclist rides the bicycle at maximum speed for a journey.

State one further quantity required to calculate the total energy provided by the battery on this journey.

..... [1]

[Total: 9]

Permission to reproduce items where third-party owned material protected by copyright is included has been sought and cleared where possible. Every reasonable effort has been made by the publisher (UCLES) to trace copyright holders, but if any items requiring clearance have unwittingly been included, the publisher will be pleased to make amends at the earliest possible opportunity.

To avoid the issue of disclosure of answer-related information to candidates, all copyright acknowledgements are reproduced online in the Cambridge Assessment International Education Copyright Acknowledgements Booklet. This is produced for each series of examinations and is freely available to download at www.cambridgeinternational.org after the live examination series.

Cambridge Assessment International Education is part of the Cambridge Assessment Group. Cambridge Assessment is the brand name of the University of Cambridge Local Examinations Syndicate (UCLES), which itself is a department of the University of Cambridge.

The Periodic Table of Elements

| Group | | | | | | | | | | | | | | | | | | | | | | | | | | | | | | | | | | | | | | | | | | | | | | | | | | | | | | | | | | | | | | | | | | | | | | | | | | | | | | | | | | | | | | | | | | | | | | | | | | | | | | | | | | | | | | | | | | | | | | | | | | | | | | | | | | | | | | | | | | | | | | | | | | | | | | | | | | | | | | | | | | | | | | | | | | | | | | | | | | | | | | | | | | | | | | | | | | | | | | | | | | | | | | | | | | | | | | | | | | | | | | | | | | | | | | | | | | | | | | | | | | | | | | | | | | | | | | | | | | | | | | | | | | | | | | | | | | | | | | | | | | | | | | | | | | | | | | | | | |
|----------------------------|-----------------------------|--|-----------------------------|---------------------------------|----------------------------|------------------------------|----------------------------|----------------------------|------------------------------|--------------------------------|-------------------------------|-------------------------------|-----------------------------|-------------------------------|-----------------------------|-------------------------------|-------------------------------|-------------------------------|-------------------------------|-------------------------------|-------------------------------|-------------------------------|-------------------------------|-------------------------------|-------------------------------|-------------------------------|-------------------------------|-------------------------------|-------------------------------|-------------------------------|-------------------------------|-------------------------------|-------------------------------|-------------------------------|-------------------------------|-------------------------------|-------------------------------|-------------------------------|-------------------------------|-------------------------------|-------------------------------|-------------------------------|-------------------------------|-------------------------------|-------------------------------|-------------------------------|-------------------------------|-------------------------------|-------------------------------|-------------------------------|-------------------------------|-------------------------------|-------------------------------|-------------------------------|-------------------------------|-------------------------------|-------------------------------|-------------------------------|-------------------------------|-------------------------------|-------------------------------|-------------------------------|-------------------------------|-------------------------------|-------------------------------|-------------------------------|-------------------------------|-------------------------------|-------------------------------|-------------------------------|-------------------------------|-------------------------------|-------------------------------|-------------------------------|-------------------------------|-------------------------------|-------------------------------|-------------------------------|-------------------------------|-------------------------------|-------------------------------|-------------------------------|-------------------------------|-------------------------------|-------------------------------|-------------------------------|-------------------------------|-------------------------------|-------------------------------|-------------------------------|-------------------------------|-------------------------------|-------------------------------|-------------------------------|-------------------------------|-------------------------------|-------------------------------|-------------------------------|-------------------------------|-------------------------------|-------------------------------|-------------------------------|-------------------------------|-------------------------------|-------------------------------|-------------------------------|-------------------------------|-------------------------------|-------------------------------|-------------------------------|-------------------------------|-------------------------------|-------------------------------|-------------------------------|-------------------------------|-------------------------------|-------------------------------|-------------------------------|-------------------------------|-------------------------------|-------------------------------|-------------------------------|-------------------------------|-------------------------------|-------------------------------|-------------------------------|-------------------------------|-------------------------------|-------------------------------|-------------------------------|-------------------------------|-------------------------------|-------------------------------|-------------------------------|-------------------------------|-------------------------------|-------------------------------|-------------------------------|-------------------------------|-------------------------------|-------------------------------|-------------------------------|-------------------------------|-------------------------------|-------------------------------|-------------------------------|-------------------------------|-------------------------------|-------------------------------|-------------------------------|-------------------------------|-------------------------------|-------------------------------|-------------------------------|-------------------------------|-------------------------------|-------------------------------|-------------------------------|-------------------------------|-------------------------------|-------------------------------|-------------------------------|-------------------------------|-------------------------------|-------------------------------|-------------------------------|-------------------------------|-------------------------------|-------------------------------|-------------------------------|-------------------------------|-------------------------------|-------------------------------|-------------------------------|-------------------------------|-------------------------------|-------------------------------|-------------------------------|-------------------------------|-------------------------------|-------------------------------|-------------------------------|-------------------------------|-------------------------------|-------------------------------|-------------------------------|-------------------------------|-------------------------------|-------------------------------|-------------------------------|-------------------------------|-------------------------------|-------------------------------|-------------------------------|-------------------------------|-------------------------------|-------------------------------|-------------------------------|-------------------------------|-------------------------------|-------------------------------|-------------------------------|-------------------------------|-------------------------------|-------------------------------|-------------------------------|-------------------------------|-------------------------------|-------------------------------|-------------------------------|-------------------------------|-------------------------------|-------------------------------|-------------------------------|-------------------------------|-------------------------------|-------------------------------|-------------------------------|-------------------------------|-------------------------------|-------------------------------|-------------------------------|-------------------------------|-------------------------------|-------------------------------|-------------------------------|-------------------------------|-------------------------------|-------------------------------|-------------------------------|-------------------------------|-------------------------------|-------------------------------|-------------------------------|-------------------------------|-------------------------------|-------------------------------|-------------------------------|-------------------------------|-------------------------------|-------------------------------|-------------------------------|-------------------------------|-------------------------------|-------------------------------|-------------------------------|-------------------------------|-------------------------------|-------------------------------|-------------------------------|-------------------------------|-------------------------------|-------------------------------|-------------------------------|-------------------------------|-------------------------------|-------------------------------|-------------------------------|-------------------------------|-------------------------------|-------------------------------|-------------------------------|-------------------------------|-------------------------------|-------------------------------|-------------------------------|-------------------------------|-------------------------------|-------------------------------|-------------------------------|-------------------------------|-------------------------------|-------------------------------|-------------------------------|-------------------------------|-------------------------------|-------------------------------|-------------------------------|-------------------------------|-------------------------------|-------------------------------|-------------------------------|-------------------------------|-------------------------------|-------------------------------|-------------------------------|-------------------------------|-------------------------------|-------------------------------|-------------------------------|-------------------------------|-------------------------------|-------------------------------|-------------------------------|-------------------------------|-------------------------------|-------------------------------|
| I | II | Key | | | | | | | | | | III | IV | V | VI | VII | VIII | | | | | | | | | | | | | | | | | | | | | | | | | | | | | | | | | | | | | | | | | | | | | | | | | | | | | | | | | | | | | | | | | | | | | | | | | | | | | | | | | | | | | | | | | | | | | | | | | | | | | | | | | | | | | | | | | | | | | | | | | | | | | | | | | | | | | | | | | | | | | | | | | | | | | | | | | | | | | | | | | | | | | | | | | | | | | | | | | | | | | | | | | | | | | | | | | | | | | | | | | | | | | | | | | | | | | | | | | | | | | | | | | | | | | | | | | | | | | | | | | | | | | | | | | | | | | | | | | | | | | | | | | | | | | | | | | | | | | | | | |
| | | atomic number atomic symbol name relative atomic mass | | | | | | | | | | | | | | | | | | | | | | | | | | | | | | | | | | | | | | | | | | | | | | | | | | | | | | | | | | | | | | | | | | | | | | | | | | | | | | | | | | | | | | | | | | | | | | | | | | | | | | | | | | | | | | | | | | | | | | | | | | | | | | | | | | | | | | | | | | | | | | | | | | | | | | | | | | | | | | | | | | | | | | | | | | | | | | | | | | | | | | | | | | | | | | | | | | | | | | | | | | | | | | | | | | | | | | | | | | | | | | | | | | | | | | | | | | | | | | | | | | | | | | | | | | | | | | | | | | | | | | | | | | | | | | | | | | | | | | | | | | | | | | | | | | | | | | | |
| 3 Li lithium 7 | 4 Be beryllium 9 | 11 Na sodium 23 | 12 Mg magnesium 24 | 20 Ca calcium 40 | 21 Sc scandium 45 | 22 Ti titanium 48 | 23 V vanadium 51 | 24 Cr chromium 52 | 25 Mn manganese 55 | 26 Fe iron 56 | 27 Co cobalt 59 | 28 Ni nickel 59 | 29 Cu copper 64 | 30 Zn zinc 65 | 31 Ga gallium 70 | 32 Ge germanium 73 | 33 As arsenic 75 | 34 Se selenium 79 | 35 Br bromine 80 | 36 Kr krypton 84 | | | | | | | | | | | | | | | | | | | | | | | | | | | | | | | | | | | | | | | | | | | | | | | | | | | | | | | | | | | | | | | | | | | | | | | | | | | | | | | | | | | | | | | | | | | | | | | | | | | | | | | | | | | | | | | | | | | | | | | | | | | | | | | | | | | | | | | | | | | | | | | | | | | | | | | | | | | | | | | | | | | | | | | | | | | | | | | | | | | | | | | | | | | | | | | | | | | | | | | | | | | | | | | | | | | | | | | | | | | | | | | | | | | | | | | | | | | | | | | | | | | | | | | | | | | | | | | | | | | | | | | | | | | | | | | | | | | | | |
| 19 K potassium 39 | 38 Sr strontium 88 | 37 Rb rubidium 85 | 39 Y yttrium 89 | 57-71 lanthanoids | 72 Hf hafnium 178 | 73 Ta tantalum 181 | 74 W tungsten 184 | 75 Re rhenium 186 | 76 Os osmium 190 | 77 Ir iridium 192 | 78 Pt platinum 195 | 79 Au gold 197 | 80 Hg mercury 201 | 81 Tl thallium 204 | 82 Pb lead 207 | 83 Bi bismuth 209 | 84 Po polonium — | 85 At astatine — | 86 Rn radon — | | | | | | | | | | | | | | | | | | | | | | | | | | | | | | | | | | | | | | | | | | | | | | | | | | | | | | | | | | | | | | | | | | | | | | | | | | | | | | | | | | | | | | | | | | | | | | | | | | | | | | | | | | | | | | | | | | | | | | | | | | | | | | | | | | | | | | | | | | | | | | | | | | | | | | | | | | | | | | | | | | | | | | | | | | | | | | | | | | | | | | | | | | | | | | | | | | | | | | | | | | | | | | | | | | | | | | | | | | | | | | | | | | | | | | | | | | | | | | | | | | | | | | | | | | | | | | | | | | | | | | | | | | | | | | | | | | | | | | |
| 55 Cs caesium 133 | 88 Ra radium — | 87 Fr francium — | 89-103 actinoids | 104 Rf rutherfordium — | 105 Db dubnium — | 106 Sg seaborgium — | 107 Bh bohrium — | 108 Hs hassium — | 109 Mt meitnerium — | 110 Ds darmstadtium — | 111 Rg roentgenium — | 112 Cn copernicium — | 114 Fl flerovium — | 116 Lv livermorium — | 118 Og oganesson — | 119 Uue unbinilium — | 120 Uuo unbinilium — | 121 Uuq unbinilium — | 122 Uub unbinilium — | 123 Uut unbinilium — | 124 Uuq unbinilium — | 125 Uuq unbinilium — | 126 Uuq unbinilium — | 127 Uuq unbinilium — | 128 Uuq unbinilium — | 129 Uuq unbinilium — | 130 Uuq unbinilium — | 131 Uuq unbinilium — | 132 Uuq unbinilium — | 133 Uuq unbinilium — | 134 Uuq unbinilium — | 135 Uuq unbinilium — | 136 Uuq unbinilium — | 137 Uuq unbinilium — | 138 Uuq unbinilium — | 139 Uuq unbinilium — | 140 Uuq unbinilium — | 141 Uuq unbinilium — | 142 Uuq unbinilium — | 143 Uuq unbinilium — | 144 Uuq unbinilium — | 145 Uuq unbinilium — | 146 Uuq unbinilium — | 147 Uuq unbinilium — | 148 Uuq unbinilium — | 149 Uuq unbinilium — | 150 Uuq unbinilium — | 151 Uuq unbinilium — | 152 Uuq unbinilium — | 153 Uuq unbinilium — | 154 Uuq unbinilium — | 155 Uuq unbinilium — | 156 Uuq unbinilium — | 157 Uuq unbinilium — | 158 Uuq unbinilium — | 159 Uuq unbinilium — | 160 Uuq unbinilium — | 161 Uuq unbinilium — | 162 Uuq unbinilium — | 163 Uuq unbinilium — | 164 Uuq unbinilium — | 165 Uuq unbinilium — | 166 Uuq unbinilium — | 167 Uuq unbinilium — | 168 Uuq unbinilium — | 169 Uuq unbinilium — | 170 Uuq unbinilium — | 171 Uuq unbinilium — | 172 Uuq unbinilium — | 173 Uuq unbinilium — | 174 Uuq unbinilium — | 175 Uuq unbinilium — | 176 Uuq unbinilium — | 177 Uuq unbinilium — | 178 Uuq unbinilium — | 179 Uuq unbinilium — | 180 Uuq unbinilium — | 181 Uuq unbinilium — | 182 Uuq unbinilium — | 183 Uuq unbinilium — | 184 Uuq unbinilium — | 185 Uuq unbinilium — | 186 Uuq unbinilium — | 187 Uuq unbinilium — | 188 Uuq unbinilium — | 189 Uuq unbinilium — | 190 Uuq unbinilium — | 191 Uuq unbinilium — | 192 Uuq unbinilium — | 193 Uuq unbinilium — | 194 Uuq unbinilium — | 195 Uuq unbinilium — | 196 Uuq unbinilium — | 197 Uuq unbinilium — | 198 Uuq unbinilium — | 199 Uuq unbinilium — | 200 Uuq unbinilium — | 201 Uuq unbinilium — | 202 Uuq unbinilium — | 203 Uuq unbinilium — | 204 Uuq unbinilium — | 205 Uuq unbinilium — | 206 Uuq unbinilium — | 207 Uuq unbinilium — | 208 Uuq unbinilium — | 209 Uuq unbinilium — | 210 Uuq unbinilium — | 211 Uuq unbinilium — | 212 Uuq unbinilium — | 213 Uuq unbinilium — | 214 Uuq unbinilium — | 215 Uuq unbinilium — | 216 Uuq unbinilium — | 217 Uuq unbinilium — | 218 Uuq unbinilium — | 219 Uuq unbinilium — | 220 Uuq unbinilium — | 221 Uuq unbinilium — | 222 Uuq unbinilium — | 223 Uuq unbinilium — | 224 Uuq unbinilium — | 225 Uuq unbinilium — | 226 Uuq unbinilium — | 227 Uuq unbinilium — | 228 Uuq unbinilium — | 229 Uuq unbinilium — | 230 Uuq unbinilium — | 231 Uuq unbinilium — | 232 Uuq unbinilium — | 233 Uuq unbinilium — | 234 Uuq unbinilium — | 235 Uuq unbinilium — | 236 Uuq unbinilium — | 237 Uuq unbinilium — | 238 Uuq unbinilium — | 239 Uuq unbinilium — | 240 Uuq unbinilium — | 241 Uuq unbinilium — | 242 Uuq unbinilium — | 243 Uuq unbinilium — | 244 Uuq unbinilium — | 245 Uuq unbinilium — | 246 Uuq unbinilium — | 247 Uuq unbinilium — | 248 Uuq unbinilium — | 249 Uuq unbinilium — | 250 Uuq unbinilium — | 251 Uuq unbinilium — | 252 Uuq unbinilium — | 253 Uuq unbinilium — | 254 Uuq unbinilium — | 255 Uuq unbinilium — | 256 Uuq unbinilium — | 257 Uuq unbinilium — | 258 Uuq unbinilium — | 259 Uuq unbinilium — | 260 Uuq unbinilium — | 261 Uuq unbinilium — | 262 Uuq unbinilium — | 263 Uuq unbinilium — | 264 Uuq unbinilium — | 265 Uuq unbinilium — | 266 Uuq unbinilium — | 267 Uuq unbinilium — | 268 Uuq unbinilium — | 269 Uuq unbinilium — | 270 Uuq unbinilium — | 271 Uuq unbinilium — | 272 Uuq unbinilium — | 273 Uuq unbinilium — | 274 Uuq unbinilium — | 275 Uuq unbinilium — | 276 Uuq unbinilium — | 277 Uuq unbinilium — | 278 Uuq unbinilium — | 279 Uuq unbinilium — | 280 Uuq unbinilium — | 281 Uuq unbinilium — | 282 Uuq unbinilium — | 283 Uuq unbinilium — | 284 Uuq unbinilium — | 285 Uuq unbinilium — | 286 Uuq unbinilium — | 287 Uuq unbinilium — | 288 Uuq unbinilium — | 289 Uuq unbinilium — | 290 Uuq unbinilium — | 291 Uuq unbinilium — | 292 Uuq unbinilium — | 293 Uuq unbinilium — | 294 Uuq unbinilium — | 295 Uuq unbinilium — | 296 Uuq unbinilium — | 297 Uuq unbinilium — | 298 Uuq unbinilium — | 299 Uuq unbinilium — | 300 Uuq unbinilium — | 301 Uuq unbinilium — | 302 Uuq unbinilium — | 303 Uuq unbinilium — | 304 Uuq unbinilium — | 305 Uuq unbinilium — | 306 Uuq unbinilium — | 307 Uuq unbinilium — | 308 Uuq unbinilium — | 309 Uuq unbinilium — | 310 Uuq unbinilium — | 311 Uuq unbinilium — | 312 Uuq unbinilium — | 313 Uuq unbinilium — | 314 Uuq unbinilium — | 315 Uuq unbinilium — | 316 Uuq unbinilium — | 317 Uuq unbinilium — | 318 Uuq unbinilium — | 319 Uuq unbinilium — | 320 Uuq unbinilium — | 321 Uuq unbinilium — | 322 Uuq unbinilium — | 323 Uuq unbinilium — | 324 Uuq unbinilium — | 325 Uuq unbinilium — | 326 Uuq unbinilium — | 327 Uuq unbinilium — | 328 Uuq unbinilium — | 329 Uuq unbinilium — | 330 Uuq unbinilium — | 331 Uuq unbinilium — | 332 Uuq unbinilium — | 333 Uuq unbinilium — | 334 Uuq unbinilium — | 335 Uuq unbinilium — | 336 Uuq unbinilium — | 337 Uuq unbinilium — | 338 Uuq unbinilium — | 339 Uuq unbinilium — | 340 Uuq unbinilium — | 341 Uuq unbinilium — | 342 Uuq unbinilium — | 343 Uuq unbinilium — | 344 Uuq unbinilium — | 345 Uuq unbinilium — | 346 Uuq unbinilium — | 347 Uuq unbinilium — | 348 Uuq unbinilium — | 349 Uuq unbinilium — | 350 Uuq unbinilium — | 351 Uuq unbinilium — | 352 Uuq unbinilium — | 353 Uuq unbinilium — | 354 Uuq unbinilium — | 355 Uuq unbinilium — | 356 Uuq unbinilium — | 357 Uuq unbinilium — | 358 Uuq unbinilium — | 359 Uuq unbinilium — | 360 Uuq unbinilium — | 361 Uuq unbinilium — | 362 Uuq unbinilium — | 363 Uuq unbinilium — | 364 Uuq unbinilium — | 365 Uuq unbinilium — | 366 Uuq unbinilium — | 367 Uuq unbinilium — | 368 Uuq unbinilium — | 369 Uuq unbinilium — | 370 Uuq unbinilium — | 371 Uuq unbinilium — | 372 Uuq unbinilium — | 373 Uuq unbinilium — | 374 Uuq unbinilium — | 375 Uuq unbinilium — | 376 Uuq unbinilium — | 377 Uuq unbinilium — | 378 Uuq unbinilium — | 379 Uuq unbinilium — | 380 Uuq unbinilium — | 381 Uuq unbinilium — | 382 Uuq unbinilium — | 383 Uuq unbinilium — | 384 Uuq unbinilium — | 385 Uuq unbinilium — | 386 Uuq unbinilium — | 387 Uuq unbinilium — | 388 Uuq unbinilium — | 389 Uuq unbinilium — | 390 Uuq unbinilium — | 391 Uuq unbinilium — | 392 Uuq unbinilium — | 393 Uuq unbinilium — | 394 Uuq unbinilium — | 395 Uuq unbinilium — | 396 Uuq unbinilium — | 397 Uuq unbinilium — | 398 Uuq unbinilium — | 399 Uuq unbinilium — | 400 Uuq unbinilium — |

| | | | | | | | | | | | | | | | |
|-------------|------------------------------|----------------------------|---------------------------------|------------------------------|-----------------------------|-----------------------------|-----------------------------|-------------------------------|----------------------------|-------------------------------|------------------------------|---------------------------|-------------------------------|------------------------------|------------------------------|
| lanthanoids | 57 La lanthanum 139 | 58 Ce cerium 140 | 59 Pr praseodymium 141 | 60 Nd neodymium 144 | 61 Pm promethium — | 62 Sm samarium 150 | 63 Eu europium 152 | 64 Gd gadolinium 157 | 65 Tb terbium 159 | 66 Dy dysprosium 163 | 67 Ho holmium 165 | 68 Er erbium 167 | 69 Tm thulium 169 | 70 Yb ytterbium 173 | 71 Lu lutetium 175 |
| actinoids | 89 Ac actinium — | 90 Th thorium 232 | 91 Pa protactinium 231 | 92 U uranium 238 | 93 Np neptunium — | 94 Pu plutonium — | 95 Am americium — | 96 Cm curium — | 97 Bk berkelium — | 98 Cf californium — | 99 Es einsteinium — | 100 Fm fermium — | 101 Md mendelevium — | 102 No nobelium — | 103 Lr lawrencium — |

The volume of one mole of any gas is 24 dm³ at room temperature and pressure (r.t.p.).