



Cambridge International Examinations
Cambridge International General Certificate of Secondary Education

CANDIDATE
NAME

CENTRE
NUMBER

--	--	--	--	--

CANDIDATE
NUMBER

--	--	--	--

CHEMISTRY

0620/61

Paper 6 Alternative to Practical

October/November 2016

1 hour

Candidates answer on the Question Paper.

No Additional Materials are required.

READ THESE INSTRUCTIONS FIRST

Write your Centre number, candidate number and name on all the work you hand in.

Write in dark blue or black pen.

You may use an HB pencil for any diagrams or graphs.

Do not use staples, paper clips, glue or correction fluid.

DO **NOT** WRITE IN ANY BARCODES.

Answer **all** questions.

Electronic calculators may be used.

You may lose marks if you do not show your working or if you do not use appropriate units.

At the end of the examination, fasten all your work securely together.

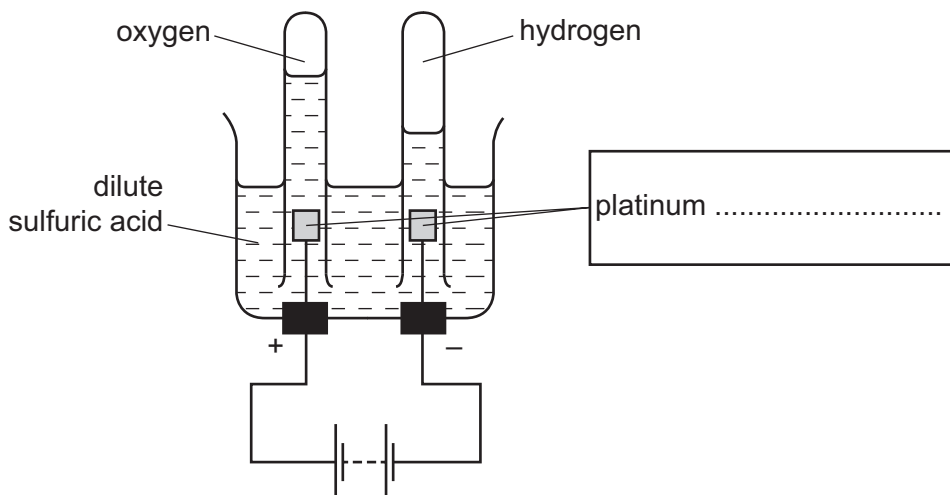
The number of marks is given in brackets [] at the end of each question or part question.

The syllabus is approved for use in England, Wales and Northern Ireland as a Cambridge International Level 1/Level 2 Certificate.

This document consists of **9** printed pages and **3** blank pages.



1 The diagram shows the apparatus used to electrolyse dilute sulfuric acid.



(a) Complete the box to show the role of the platinum. [1]

(b) Give **one** observation made during this electrolysis.
 [1]

(c) (i) Compare the volumes of oxygen and hydrogen produced.

 [2]

(ii) Which substance breaks down to form these gases?
 [1]

(d) Give **one** test to distinguish between oxygen and hydrogen.
 test
 result with oxygen
 result with hydrogen [2]

[Total: 7]

- 2 A student investigated what happened when dilute nitric acid reacted with aqueous solutions of two different alkalis, solution **N** and solution **O**.

Two experiments were carried out.

(a) *Experiment 1*

A measuring cylinder was used to pour 50 cm^3 of solution **N** into a polystyrene cup. The initial temperature of the solution was measured.

A burette was filled with nitric acid to the 0.0 cm^3 mark.

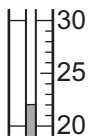
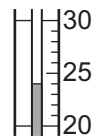

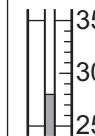
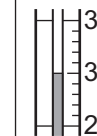

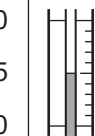
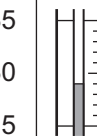
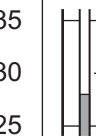
5.0 cm^3 of nitric acid were added to solution **N** in the polystyrene cup and the solution stirred.

The maximum temperature of the solution was measured.

A further 5.0 cm^3 of nitric acid were added to the polystyrene cup and the solution stirred. The maximum temperature of the solution was measured.

The student continued to add 5.0 cm^3 portions of nitric acid to the polystyrene cup, until a total volume of 40 cm^3 of nitric acid had been added. After each addition, the solution was stirred and the maximum temperature measured.

Use the thermometer diagrams to record the maximum temperatures in the table.

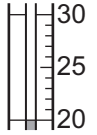
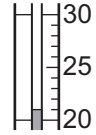
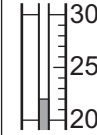
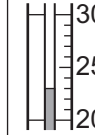
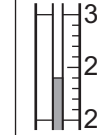
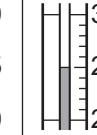
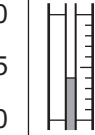
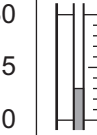
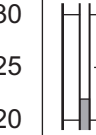
volume of nitric acid added / cm ³	0.0	5.0	10.0	15.0	20.0	25.0	30.0	35.0	40.0
thermometer diagram									
maximum temperature of the solution in the polystyrene cup / °C									

[2]

(b) Experiment 2

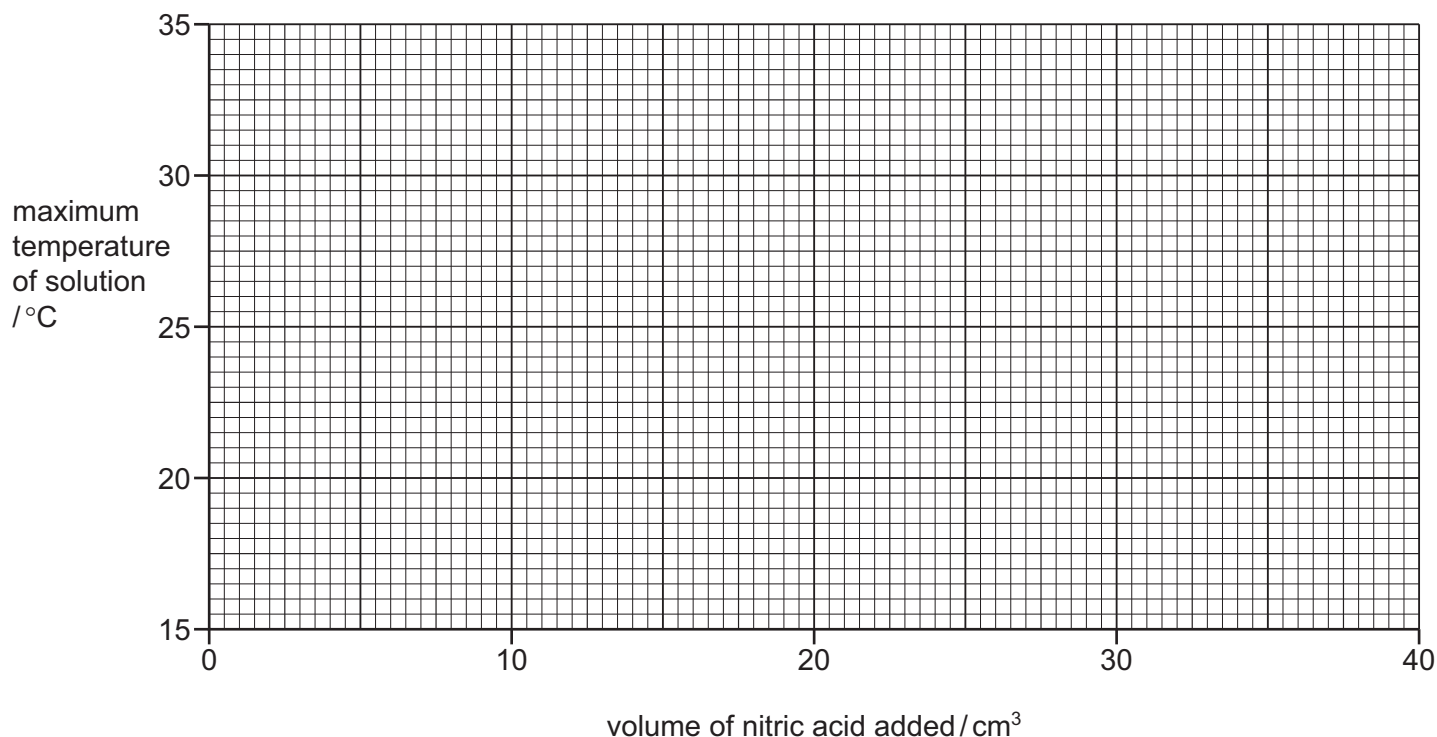
Experiment 1 was repeated using solution **O** instead of solution **N**.

Use the thermometer diagrams to record the maximum temperatures in the table.

volume of nitric acid added / cm ³	0.0	5.0	10.0	15.0	20.0	25.0	30.0	35.0	40.0
thermometer diagram									
maximum temperature of the solution in the polystyrene cup / °C									

[2]

- (c) Plot the results for Experiments 1 and 2 on the grid and draw **two** smooth line graphs. Clearly label your graphs.



[4]

- (d) **Use your graph** to estimate the maximum temperature of the solution when 13 cm³ of nitric acid were added to 50 cm³ of solution **N** in Experiment 1. Show clearly **on the grid** how you worked out your answer.

..... °C [2]

- (e) Name a suitable indicator that could be used in Experiment 1.

..... [1]

(f) Solution **N** and solution **O** were the same concentration.

In which experiment is the temperature change greater? Suggest why the temperature change is greater in this experiment.

.....
..... [2]

(g) How would the results differ in Experiment 1 if 100 cm³ of solution **N** were used?

.....
..... [1]

(h) Suggest why a polystyrene cup was used in these experiments and **not** a copper can.

..... [1]

(i) State **one** source of error in the experiments. Suggest an improvement to reduce this source of error.

source of error

improvement

[2]

[Total: 17]

- 3 Solid **P**, which is an aluminium salt, was analysed.
The tests on solid **P**, and some of the observations, are shown.

tests on solid P

(a) test 1

Solid **P** was divided into three portions. The first portion of solid **P** was heated.

observations *condensation formed on the sides of the test-tube*

Any gases given off were tested with cobalt(II) chloride paper.

observations *cobalt(II) chloride paper turned from blue to pink*

What does **test 1** tell you about solid **P**?

..... [1]

(b) test 2

A flame test was carried out on the second portion of solid **P**.

observations [1]

tests on a solution of P

Distilled water was added to the rest of solid **P** in a test-tube and shaken to dissolve.

- (c)** The solution was divided into four equal portions in four test-tubes. The following tests were carried out.

(i) test 3

Several drops of aqueous sodium hydroxide were added to the first portion of the solution.

Excess aqueous sodium hydroxide was then added to the mixture.

observations

.....

..... [3]

(ii) test 4

Several drops of aqueous ammonia were added to the second portion of the solution.

Excess aqueous ammonia was then added to the mixture.

observations

..... [2]

Two further tests were carried out and the following observations made.

tests on a solution of P	observations
test 5 Dilute nitric acid and aqueous silver nitrate were added to the third portion of the solution.	no visible reaction
test 6 Dilute nitric acid and aqueous barium nitrate were added to the fourth portion of the solution.	white precipitate formed

(d) What does **test 5** tell you about solid **P**?

..... [1]

(e) Identify solid **P**.

..... [1]

(f) Describe the appearance of solid **P**.

..... [1]

[Total: 10]

4 Agri Limes are mixtures of calcium carbonate and calcium oxide. Farmers use Agri Limes on fields to neutralise acidity.

Plan an investigation to find out which of **two** different Agri Limes, **Q** or **R**, will neutralise more acid. You are provided with common laboratory apparatus and chemicals, including dilute nitric acid.

.....

.....

.....

.....

.....

.....

.....

.....

.....

.....

..... [6]

[Total: 6]

BLANK PAGE

BLANK PAGE

BLANK PAGE

Permission to reproduce items where third-party owned material protected by copyright is included has been sought and cleared where possible. Every reasonable effort has been made by the publisher (UCLES) to trace copyright holders, but if any items requiring clearance have unwittingly been included, the publisher will be pleased to make amends at the earliest possible opportunity.

To avoid the issue of disclosure of answer-related information to candidates, all copyright acknowledgements are reproduced online in the Cambridge International Examinations Copyright Acknowledgements Booklet. This is produced for each series of examinations and is freely available to download at www.cie.org.uk after the live examination series.

Cambridge International Examinations is part of the Cambridge Assessment Group. Cambridge Assessment is the brand name of University of Cambridge Local Examinations Syndicate (UCLES), which is itself a department of the University of Cambridge.