



# Cambridge IGCSE™

---

## GEOGRAPHY

0460/41

Paper 4 Alternative to Coursework

May/June 2021

INSERT

1 hour 30 minutes

---

### INFORMATION

- This insert contains additional resources referred to in the questions.
- You may annotate this insert and use the blank spaces for planning. **Do not write your answers** on the insert.



---

This document has **12** pages. Any blank pages are indicated.

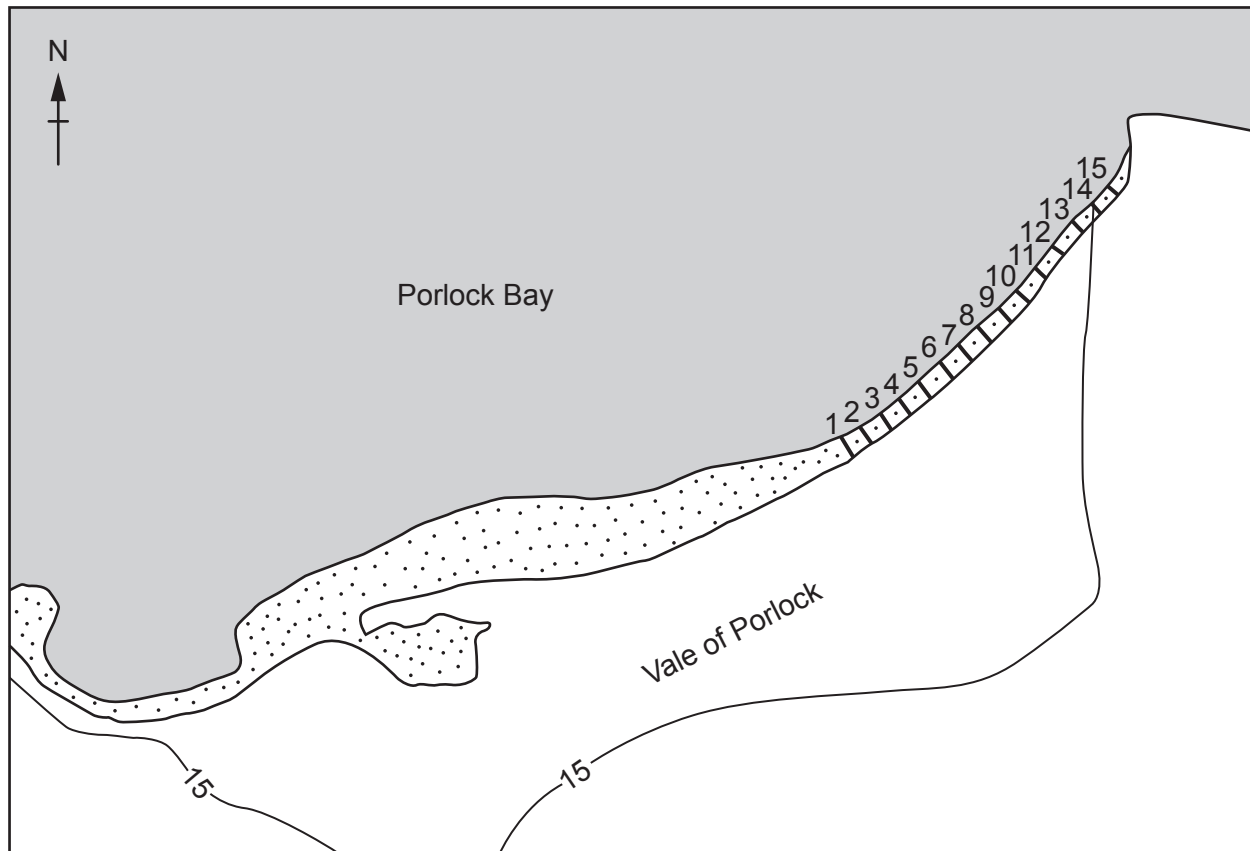
Fig. 1.1 for Question 1

Porlock Bay






Fig. 1.2 for Question 1

## Fieldwork sampling sites



## Key

-  sampling sites
-  shingle beach
-  contour line (m)

0 350 700 1050  
m

Fig. 1.3 for Question 1

Fieldwork equipment



Table 1.1 for Question 1

**Results of students' measurements**

Sampling site	Distance along beach (m)	Mean (average) length of long axis (cm)
1	0	8.4
2	120	8.5
3	240	7.7
4	360	8.1
5	480	6.6
<b>6</b>	<b>600</b>	<b>6.4</b>
7	720	6.2
8	840	7.2
9	960	6.8
10	1080	6.2
11	1200	6.5
12	1320	5.8
13	1440	4.8
14	1560	5.0
15	1680	5.1

Fig. 1.5 for Question 1

## Roundness index







roundness classes	very angular	angular	slightly angular	slightly rounded	rounded	very rounded
						
roundness score	1	2	3	4	5	6

Table 1.3 for Question 1

## Total roundness index scores

Sampling site	Distance along beach (m)	Total index score
1	0	27
2	120	48
3	240	36
4	360	58
5	480	33
6	600	45
7	720	31
8	840	50
9	960	39
10	1080	40
11	1200	34
12	1320	31
13	1440	38
14	1560	52
<b>15</b>	1680	<b>41</b>



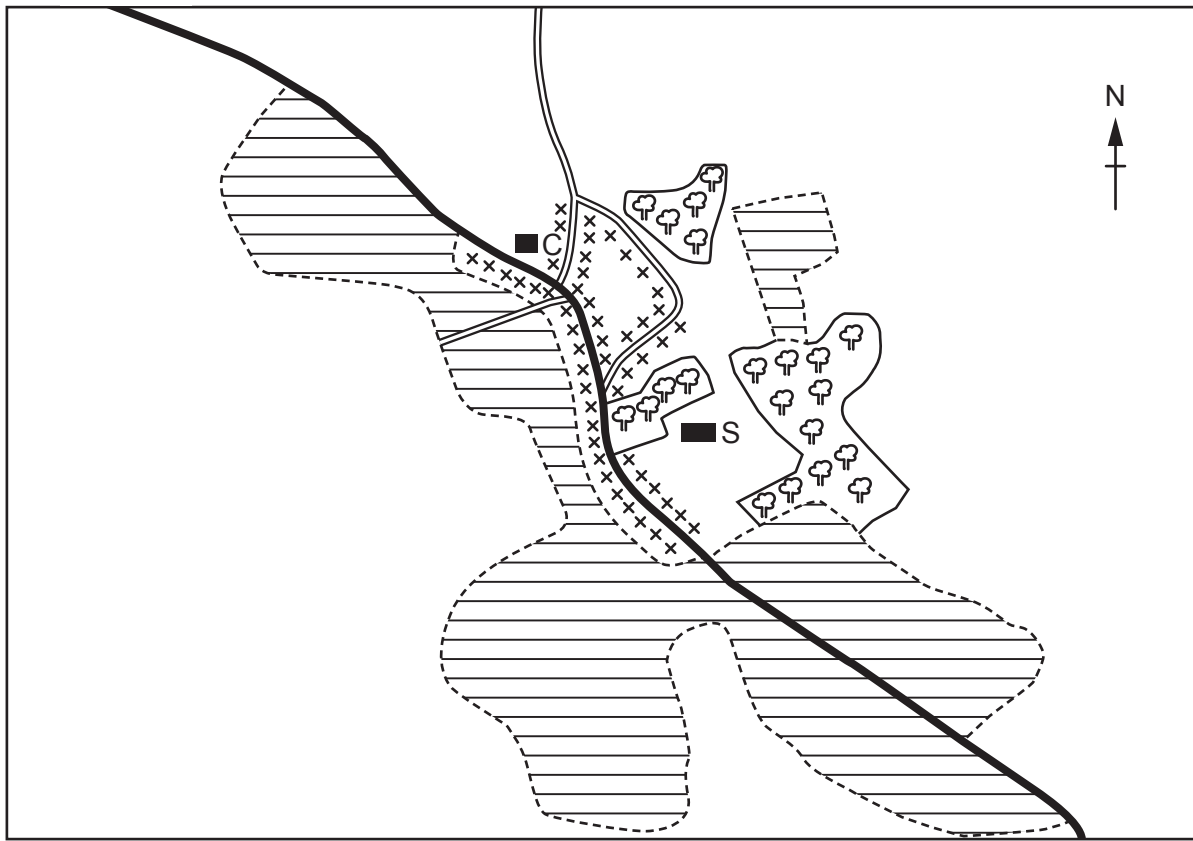
Fig. 1.7 for Question 1

A groyne



Fig. 2.1 for Question 2

Map of the settlement

**Key**

- main road
- other roads
- original village
- areas of housing built since 1980
- woodland
- church
- secondary school

0 500  
m

Table 2.1 for Question 2

Population growth in the settlement

year	population
1961	2890
1971	3600
1981	4420
1991	6090
2001	7650
2011	8970
<b>2017</b>	<b>9400</b>



Fig. 2.3 for Question 2

**Resident questionnaire**

I am doing this questionnaire as part of my Geography coursework. Please answer the following questions.

1. How long have you lived in the town?

..... years

2. How far do you travel to your workplace?

..... km

3. What is your main reason for living in the town?

.....

Thank you

Table 2.3 for Question 2

**Answers to Question 1**  
How long have you lived in the town?

number of years	percentage of answers
0 to 9	11
10 to 19	36
20 to 29	28
<b>30 to 39</b>	<b>19</b>
<b>40 and over</b>	<b>6</b>

Table 2.4 for Question 2

**Answers to Question 2**  
How far do you travel to your workplace?

distance (km)	percentage of answers
0 to 10	21
11 to 20	22
<b>21 to 30</b>	<b>27</b>
31 to 40	20
41 to 50	7
more than 50	3

**BLANK PAGE**

**BLANK PAGE**

**BLANK PAGE**

---

The boundaries and names shown, the designations used and the presentation of material on any maps contained in this question paper/insert do not imply official endorsement or acceptance by Cambridge Assessment International Education concerning the legal status of any country, territory, or area or any of its authorities, or of the delimitation of its frontiers or boundaries.

Permission to reproduce items where third-party owned material protected by copyright is included has been sought and cleared where possible. Every reasonable effort has been made by the publisher (UCLES) to trace copyright holders, but if any items requiring clearance have unwittingly been included, the publisher will be pleased to make amends at the earliest possible opportunity.

To avoid the issue of disclosure of answer-related information to candidates, all copyright acknowledgements are reproduced online in the Cambridge Assessment International Education Copyright Acknowledgements Booklet. This is produced for each series of examinations and is freely available to download at [www.cambridgeinternational.org](http://www.cambridgeinternational.org) after the live examination series.

Cambridge Assessment International Education is part of the Cambridge Assessment Group. Cambridge Assessment is the brand name of the University of Cambridge Local Examinations Syndicate (UCLES), which itself is a department of the University of Cambridge.