www.dynamicpapers.com

UNIVERSITY OF CAMBRIDGE INTERNATIONAL EXAMINATIONS
International General Certificate of Secondary Education

GEOGRAPHY **0460/43**

Paper 4 Alternative to Coursework **May/June 2011**

INSERT

1 hour 30 minutes

READ THESE INSTRUCTIONS FIRST

This Insert contains Figs 3, 4 and 5 for Question 1, and Fig. 8 and Tables 4 and 5 for Question 2.

The Insert is **not** required by the Examiner.

DC (SM/DJ) 32329/6
© UCLES 2011

UNIVERSITY of CAMBRIDGE International Examinations

www.XtremePapers.net

www.dynamicpapers.com

Fig. 3 for Question 1

Relative Humidity table

Dry bulb reading (°C)

Dry bulb temperature

Difference (°C)	6	7	8	9	10	11	12	13	14	15	16	17	18	19	20	21	22	23	24
0.5	93	93	94	94	94	94	94	95	95	95	95	95	95	95	96	96	96	96	96
1.0	86	87	87	88	88	88	89	89	90	90	90	90	91	91	91	91	92	92	92
1.5	79	80	81	82	82	83	83	84	84	85	85	86	86	86	87	87	88	88	88
2.0	73	74	75	76	76	77	78	79	79	80	81	81	82	82	83	83	83	84	84
2.5	66	67	69	70	71	72	73	73	74	75	76	77	77	78	78	79	80	80	80
3.0	60	61	63	64	65	66	68	69	70	71	71	72	73	74	75	76	76	77	77
3.5	53	55	57	58	60	61	62	64	65	66	67	68	69	70	70	71	72	72	73
4.0	47	49	51	53	54	56	57	59	60	61	63	64	65	65	66	67	68	69	69
4.5	41	43	45	47	49	51	53	54	56	58	58	59	61	62	63	64	64	65	66

Difference in temperature (= dry bulb – wet bulb)

Fig. 4 for Question 1

Digital thermometer and hygrometer



© UCLES 2011

www.XtremePapers.net

www.dynamicpapers.com

Fig. 5 for Question 1

Map of school campus showing measuring sites

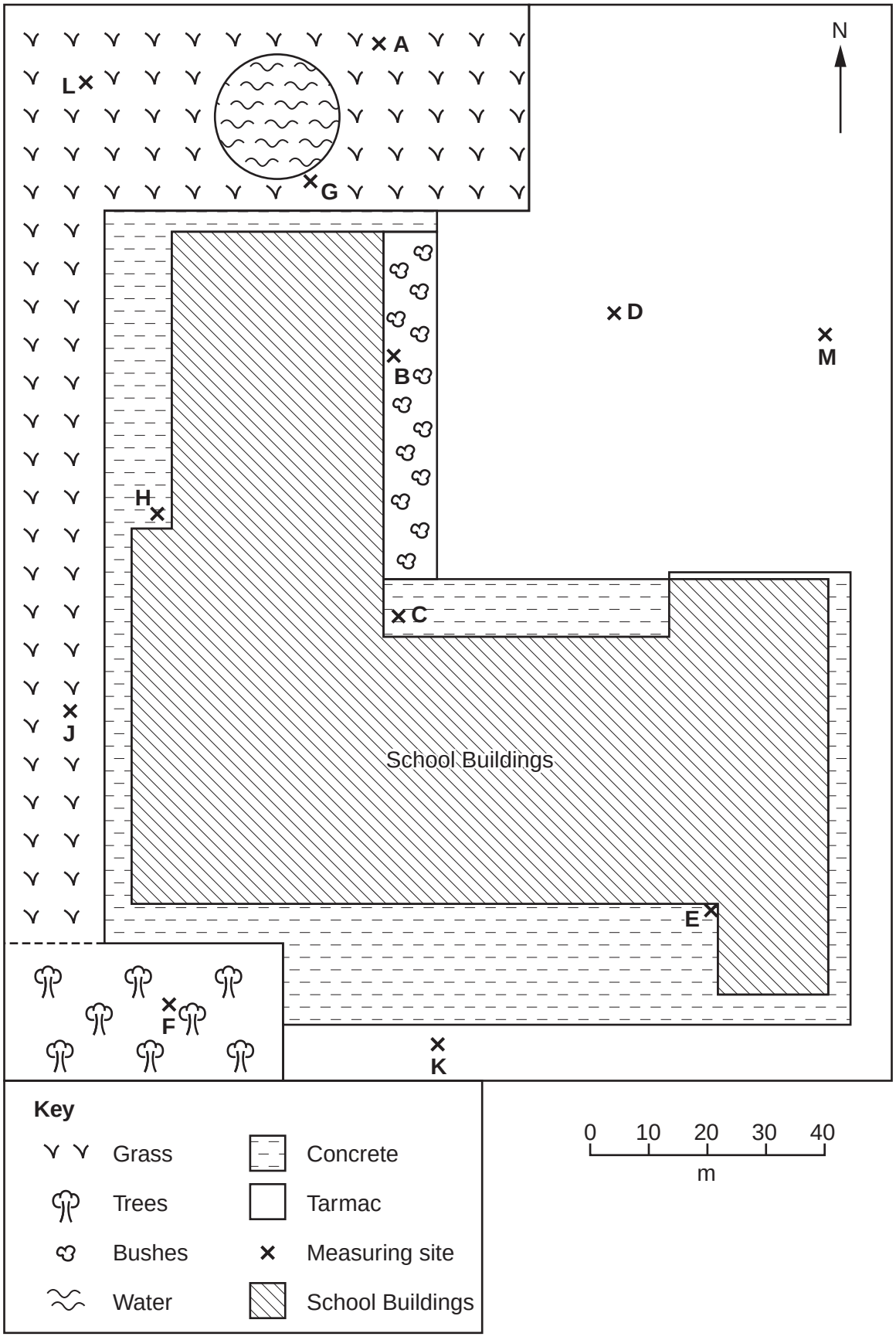

www.XtremePapers.net

www.dynamicpapers.com

Fig. 8 for Question 2

Global Positioning System

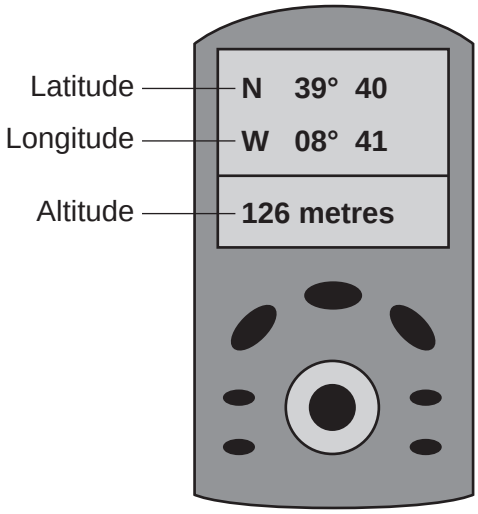

© UCLES 2011

www.XtremePapers.net

www.dynamicpapers.com

Table 4 for Question 2

Results recorded on transect up the hillside

Distance from farmhouse (m)	Height of land (m)	Angle of slope (degrees)	Land use
100	107	5	Potatoes
200	112	4	Potatoes
300	116	5	Barley
400	121	1	Barley
500	122	4	Oranges
600	126	7	Olives
700	133	14	Olives
800	147	29	Sheep
900	176	27	Sheep

Table 5 for Question 2

Secondary data

Land use	Average field size (hectares)	Total labour input (hours per hectare per year)
Artichokes	3.3	13
Barley	5.0	10
Olives	3.9	7
Onions	3.1	17
Oranges	2.6	10
Potatoes	2.2	16
Sheep	5.8	5
Tomatoes	2.7	19

© UCLES 2011

www.XtremePapers.net

www.dynamicpapers.com

BLANK PAGE

www.XtremePapers.net

www.dynamicpapers.com

BLANK PAGE

www.XtremePapers.net

www.dynamicpapers.com

BLANK PAGE

Permission to reproduce items where third-party owned material protected by copyright is included has been sought and cleared where possible. Every reasonable effort has been made by the publisher (UCLES) to trace copyright holders, but if any items requiring clearance have unwittingly been included, the publisher will be pleased to make amends at the earliest possible opportunity.

University of Cambridge International Examinations is part of the Cambridge Assessment Group. Cambridge Assessment is the brand name of University of Cambridge Local Examinations Syndicate (UCLES), which is itself a department of the University of Cambridge.

© UCLES 2011

www.XtremePapers.net