

Write your name here

Surname

Other names

Edexcel Certificate

Centre Number

Candidate Number

**Edexcel
International GCSE**

--	--	--	--	--

--	--	--	--

Chemistry

Unit: KCH0/4CH0**Science (Double Award) KSC0/4SC0****Paper: 1C**

Monday 21 May 2012 – Morning

Time: 2 hours

Paper Reference

KCH0/1C 4CH0/1C**KSC0/1C 4SC0/1C****You must have:**

Calculator

Total Marks

Instructions

- Use **black** ink or ball-point pen.
- **Fill in the boxes** at the top of this page with your name, centre number and candidate number.
- Answer **all** questions.
- Answer the questions in the spaces provided
– *there may be more space than you need.*
- Show all the steps in any calculations and state the units.

Information

- The total mark for this paper is 120.
- The marks for **each** question are shown in brackets
– *use this as a guide as to how much time to spend on each question.*

Advice

- Read each question carefully before you start to answer it.
- Keep an eye on the time.
- Write your answers neatly and in good English.
- Try to answer every question.
- Check your answers if you have time at the end.

Turn over ►

P40134A

©2012 Pearson Education Ltd.

1/1/1/

**PEARSON**

THE PERIODIC TABLE

Group 1 2 3 4 5 6 7 0

Period

1	<div style="border: 1px solid black; padding: 2px; text-align: center;"> 1 H Hydrogen 1 </div>							<div style="border: 1px solid black; padding: 2px; text-align: center;"> 4 He Helium 2 </div>										
2	<div style="border: 1px solid black; padding: 2px; text-align: center;"> 7 Li Lithium 3 </div>	<div style="border: 1px solid black; padding: 2px; text-align: center;"> 9 Be Beryllium 4 </div>						<div style="border: 1px solid black; padding: 2px; text-align: center;"> 11 B Boron 5 </div>	<div style="border: 1px solid black; padding: 2px; text-align: center;"> 12 C Carbon 6 </div>	<div style="border: 1px solid black; padding: 2px; text-align: center;"> 14 N Nitrogen 7 </div>	<div style="border: 1px solid black; padding: 2px; text-align: center;"> 16 O Oxygen 8 </div>	<div style="border: 1px solid black; padding: 2px; text-align: center;"> 19 F Fluorine 9 </div>	<div style="border: 1px solid black; padding: 2px; text-align: center;"> 20 Ne Neon 10 </div>					
3	<div style="border: 1px solid black; padding: 2px; text-align: center;"> 23 Na Sodium 11 </div>	<div style="border: 1px solid black; padding: 2px; text-align: center;"> 24 Mg Magnesium 12 </div>						<div style="border: 1px solid black; padding: 2px; text-align: center;"> 27 Al Aluminium 13 </div>	<div style="border: 1px solid black; padding: 2px; text-align: center;"> 28 Si Silicon 14 </div>	<div style="border: 1px solid black; padding: 2px; text-align: center;"> 31 P Phosphorus 15 </div>	<div style="border: 1px solid black; padding: 2px; text-align: center;"> 32 S Sulfur 16 </div>	<div style="border: 1px solid black; padding: 2px; text-align: center;"> 35.5 Cl Chlorine 17 </div>	<div style="border: 1px solid black; padding: 2px; text-align: center;"> 40 Ar Argon 18 </div>					
4	<div style="border: 1px solid black; padding: 2px; text-align: center;"> 39 K Potassium 19 </div>	<div style="border: 1px solid black; padding: 2px; text-align: center;"> 40 Ca Calcium 20 </div>	<div style="border: 1px solid black; padding: 2px; text-align: center;"> 45 Sc Scandium 21 </div>	<div style="border: 1px solid black; padding: 2px; text-align: center;"> 48 Ti Titanium 22 </div>	<div style="border: 1px solid black; padding: 2px; text-align: center;"> 51 V Vanadium 23 </div>	<div style="border: 1px solid black; padding: 2px; text-align: center;"> 52 Cr Chromium 24 </div>	<div style="border: 1px solid black; padding: 2px; text-align: center;"> 55 Mn Manganese 25 </div>	<div style="border: 1px solid black; padding: 2px; text-align: center;"> 56 Fe Iron 26 </div>	<div style="border: 1px solid black; padding: 2px; text-align: center;"> 59 Co Cobalt 27 </div>	<div style="border: 1px solid black; padding: 2px; text-align: center;"> 59 Ni Nickel 28 </div>	<div style="border: 1px solid black; padding: 2px; text-align: center;"> 63.5 Cu Copper 29 </div>	<div style="border: 1px solid black; padding: 2px; text-align: center;"> 65 Zn Zinc 30 </div>	<div style="border: 1px solid black; padding: 2px; text-align: center;"> 70 Ga Gallium 31 </div>	<div style="border: 1px solid black; padding: 2px; text-align: center;"> 73 Ge Germanium 32 </div>	<div style="border: 1px solid black; padding: 2px; text-align: center;"> 75 As Arsenic 33 </div>	<div style="border: 1px solid black; padding: 2px; text-align: center;"> 79 Se Selenium 34 </div>	<div style="border: 1px solid black; padding: 2px; text-align: center;"> 80 Br Bromine 35 </div>	<div style="border: 1px solid black; padding: 2px; text-align: center;"> 84 Kr Krypton 36 </div>
5	<div style="border: 1px solid black; padding: 2px; text-align: center;"> 86 Rb Rubidium 37 </div>	<div style="border: 1px solid black; padding: 2px; text-align: center;"> 88 Sr Strontium 38 </div>	<div style="border: 1px solid black; padding: 2px; text-align: center;"> 89 Y Yttrium 39 </div>	<div style="border: 1px solid black; padding: 2px; text-align: center;"> 91 Zr Zirconium 40 </div>	<div style="border: 1px solid black; padding: 2px; text-align: center;"> 93 Nb Niobium 41 </div>	<div style="border: 1px solid black; padding: 2px; text-align: center;"> 96 Mo Molybdenum 42 </div>	<div style="border: 1px solid black; padding: 2px; text-align: center;"> 99 Tc Technetium 43 </div>	<div style="border: 1px solid black; padding: 2px; text-align: center;"> 101 Ru Ruthenium 44 </div>	<div style="border: 1px solid black; padding: 2px; text-align: center;"> 103 Rh Rhodium 45 </div>	<div style="border: 1px solid black; padding: 2px; text-align: center;"> 106 Pd Palladium 46 </div>	<div style="border: 1px solid black; padding: 2px; text-align: center;"> 108 Ag Silver 47 </div>	<div style="border: 1px solid black; padding: 2px; text-align: center;"> 112 Cd Cadmium 48 </div>	<div style="border: 1px solid black; padding: 2px; text-align: center;"> 115 In Indium 49 </div>	<div style="border: 1px solid black; padding: 2px; text-align: center;"> 119 Sn Tin 50 </div>	<div style="border: 1px solid black; padding: 2px; text-align: center;"> 122 Sb Antimony 51 </div>	<div style="border: 1px solid black; padding: 2px; text-align: center;"> 128 Te Tellurium 52 </div>	<div style="border: 1px solid black; padding: 2px; text-align: center;"> 127 I Iodine 53 </div>	<div style="border: 1px solid black; padding: 2px; text-align: center;"> 131 Xe Xenon 54 </div>
6	<div style="border: 1px solid black; padding: 2px; text-align: center;"> 133 Cs Caesium 55 </div>	<div style="border: 1px solid black; padding: 2px; text-align: center;"> 137 Ba Barium 56 </div>	<div style="border: 1px solid black; padding: 2px; text-align: center;"> 139 La Lanthanum 57 </div>	<div style="border: 1px solid black; padding: 2px; text-align: center;"> 179 Hf Hafnium 72 </div>	<div style="border: 1px solid black; padding: 2px; text-align: center;"> 181 Ta Tantalum 73 </div>	<div style="border: 1px solid black; padding: 2px; text-align: center;"> 184 W Tungsten 74 </div>	<div style="border: 1px solid black; padding: 2px; text-align: center;"> 186 Re Rhenium 75 </div>	<div style="border: 1px solid black; padding: 2px; text-align: center;"> 190 Os Osmium 76 </div>	<div style="border: 1px solid black; padding: 2px; text-align: center;"> 192 Ir Iridium 77 </div>	<div style="border: 1px solid black; padding: 2px; text-align: center;"> 195 Pt Platinum 78 </div>	<div style="border: 1px solid black; padding: 2px; text-align: center;"> 197 Au Gold 79 </div>	<div style="border: 1px solid black; padding: 2px; text-align: center;"> 201 Hg Mercury 80 </div>	<div style="border: 1px solid black; padding: 2px; text-align: center;"> 204 Tl Thallium 81 </div>	<div style="border: 1px solid black; padding: 2px; text-align: center;"> 207 Pb Lead 82 </div>	<div style="border: 1px solid black; padding: 2px; text-align: center;"> 209 Bi Bismuth 83 </div>	<div style="border: 1px solid black; padding: 2px; text-align: center;"> 210 Po Polonium 84 </div>	<div style="border: 1px solid black; padding: 2px; text-align: center;"> 210 At Astatine 85 </div>	<div style="border: 1px solid black; padding: 2px; text-align: center;"> 222 Rn Radon 86 </div>
7	<div style="border: 1px solid black; padding: 2px; text-align: center;"> 223 Fr Francium 87 </div>	<div style="border: 1px solid black; padding: 2px; text-align: center;"> 226 Ra Radium 88 </div>	<div style="border: 1px solid black; padding: 2px; text-align: center;"> 227 Ac Actinium 89 </div>															

Key

Relative atomic mass
Symbol
Name
Atomic number



BLANK PAGE



Answer ALL questions.

1 A student was asked to find the mass of salt dissolved in 100 cm³ of sea water.

She was given the following instructions.

Step **A** Weigh an empty evaporating basin

Step **B** Transfer 50 cm³ of sea water into the basin

Step **C** Heat the sea water in the basin until all the water has evaporated

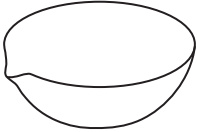
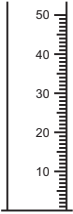
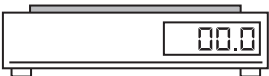
Step **D** Allow the basin and residue to cool

Step **E** Weigh the basin and residue of salt

(a) During the experiment, the student used several pieces of apparatus. Some of them are shown in the table.

Complete the table.

(6)

Image of apparatus	Name of apparatus	One step in which the apparatus was used
	evaporating basin	C

.....	tripod




(b) State, with a reason, **one** safety precaution that the student should take when doing this experiment.

(2)

Precaution

Reason

(c) The student obtained the following results.

mass of basin and salt (step **E**) = 81.50 g

mass of empty basin (step **A**) = 78.60 g

Calculate the mass of salt dissolved **in 100 cm³** of sea water.

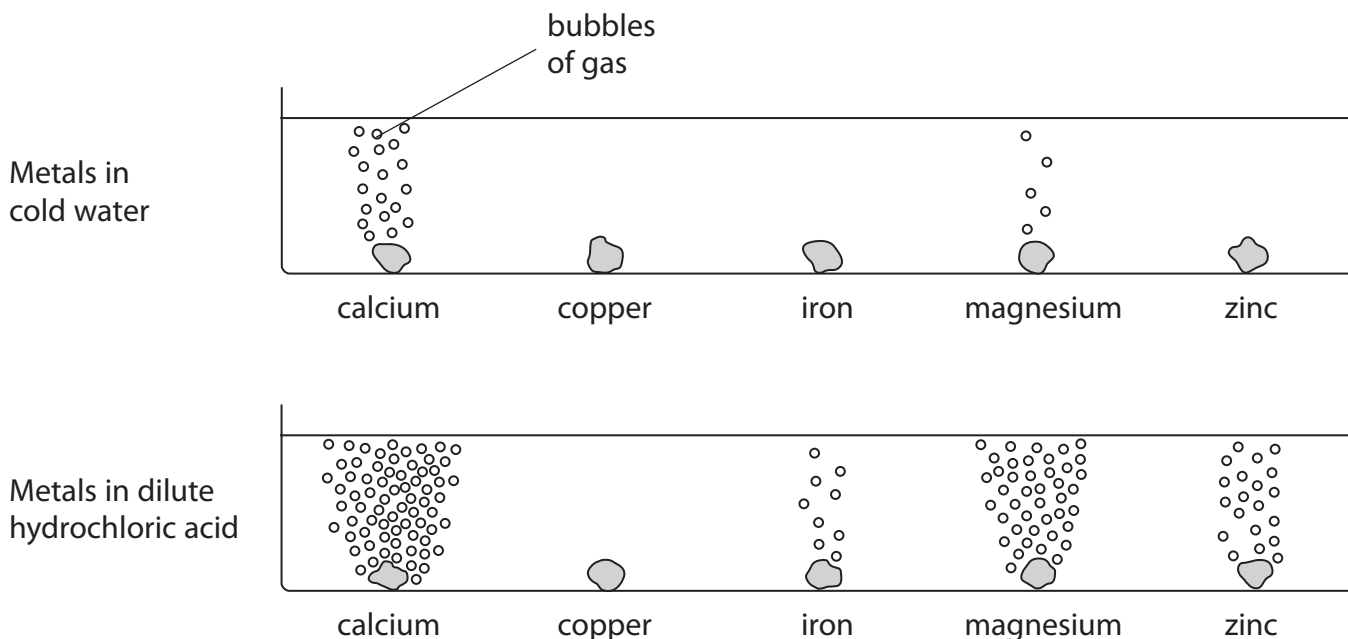
(1)

Mass of salt = g

(Total for Question 1 = 9 marks)



2 The diagrams show the reactions of some metals with cold water and with dilute hydrochloric acid.



(a) Answer the following questions, using only the metals that appear in the diagrams.

(i) Name **two** metals that react with cold water.

(2)

..... and

(ii) Name **one** metal that reacts with dilute hydrochloric acid but **not** with cold water.

(1)

(iii) Arrange the five metals in order of reactivity.

(3)

Most reactive metal

.....

.....

.....

Least reactive metal



- (b) Some magnesium powder is added to dilute sulfuric acid in a test tube.
A colourless solution is formed and a gas is given off.

When more magnesium is added, the reaction continues for a while and then stops, leaving some magnesium powder in the test tube.

When a flame is placed at the mouth of the test tube, the gas burns with a squeaky pop.

- (i) Identify the gas produced. (1)

- (ii) Suggest why the reaction stops. (1)

- (iii) State the name of the colourless solution. (1)

- (iv) How could you separate the magnesium powder from the colourless solution? (1)

- (c) In some fireworks, magnesium powder reacts quickly with oxygen in the air.
During this reaction heat energy is produced.

- (i) What name is given to reactions in which heat energy is produced? (1)

- (ii) Name the compound formed when magnesium reacts with oxygen. (1)

(Total for Question 2 = 12 marks)



3 When solutions are mixed together, precipitates sometimes form.

- (a) Barium carbonate is an insoluble compound. It is formed as a precipitate when solutions of the soluble compounds barium chloride and sodium carbonate are mixed.

When solutions of the soluble compounds potassium chloride and sodium sulfate are mixed, no precipitate is formed.

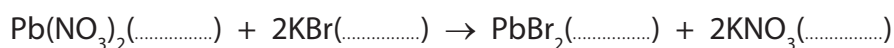
Complete the table to show the results of mixing solutions of some compounds.

(3)

	sodium carbonate solution	sodium sulfate solution
barium chloride solution	precipitate of barium carbonate
potassium chloride solution	no precipitate
calcium chloride solution	precipitate of calcium carbonate

- (b) When solutions of lead(II) nitrate and potassium bromide are mixed, a precipitate of lead(II) bromide and a solution of potassium nitrate are produced.

The equation for the reaction is



Complete the equation by inserting the state symbols.

(1)



(c) In order to prepare a **pure, dry** sample of lead(II) bromide, a student took the mixture produced in part (b).

He then

- filtered the mixture
- washed the solid residue with distilled water
- left the solid in a warm place for several hours

(i) Why did the student filter the mixture?

(1)

.....

.....

.....

(ii) Why did he wash the solid residue?

(1)

.....

.....

.....

(iii) Why is it better to use distilled water rather than tap water to wash the solid residue?

(1)

.....

.....

.....

(iv) Why did he leave the solid in a warm place?

(1)

.....

.....

.....

(Total for Question 3 = 8 marks)



- (d) Chlorine reacts quickly with hot iron to form iron(III) chloride.
Bromine reacts less quickly with hot iron to form iron(III) bromide.

Suggest how fluorine reacts with hot iron and name the compound formed.

(2)

- (e) When chlorine gas is bubbled through an aqueous solution of sodium bromide, a displacement reaction takes place.

The ionic equation for the reaction is:



State the colour change that you would observe in the solution during this reaction.

(2)

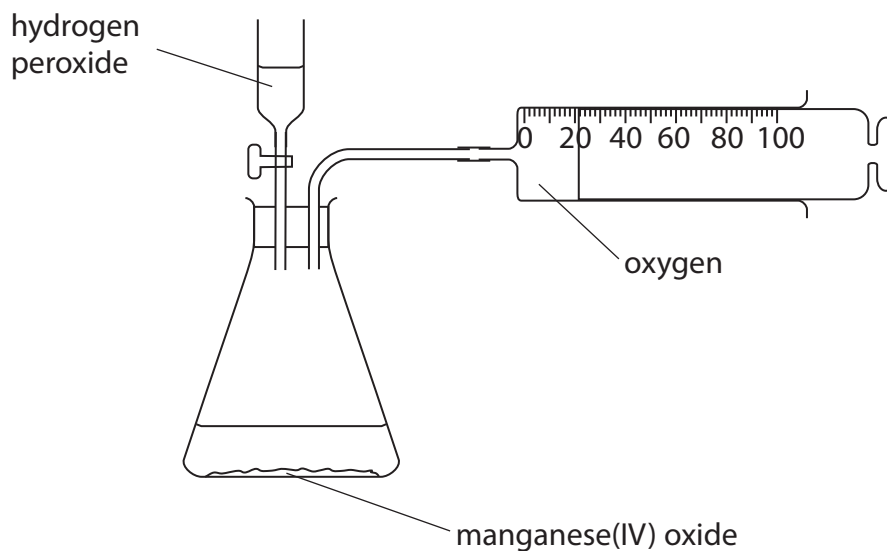
Colour at start

Colour at end

(Total for Question 4 = 11 marks)



- 5 The apparatus in the diagram is used to collect the oxygen produced by the decomposition of hydrogen peroxide, H_2O_2



- (a) Write a chemical equation for the decomposition of hydrogen peroxide.

(2)

- (b) Describe a test to show that the gas collected in the syringe is oxygen.

(1)

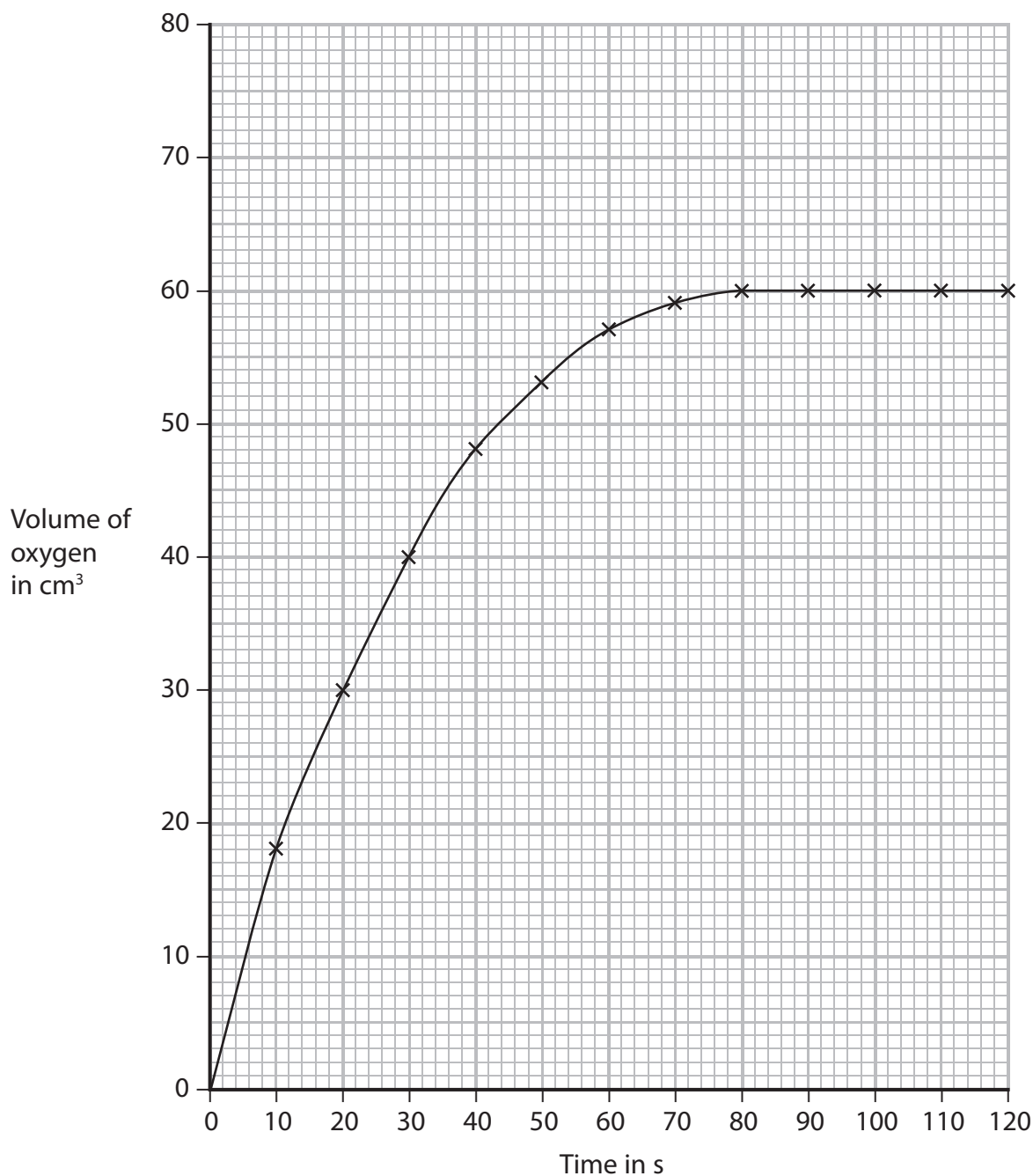
- (c) Manganese(IV) oxide is a catalyst for this reaction.

State and explain the effect of a catalyst on the rate of this reaction.

(3)



- (d) The graph shows the results from an experiment using a 0.50 mol/dm^3 solution of hydrogen peroxide at 25°C .



- (i) On the same axes, sketch the curve you would expect with the same volume of a 0.25 mol/dm^3 solution of hydrogen peroxide at 25°C . Label this curve **A**. (2)
- (ii) On the same axes, sketch the curve you would expect with the same volume of a 0.50 mol/dm^3 solution of hydrogen peroxide at 35°C . Label this curve **B**. (2)

(Total for Question 5 = 10 marks)



- 6 The element carbon has three common isotopes.
These are carbon-12, carbon-13 and carbon-14.

(a) Complete the table to show the number of protons and neutrons in each isotope of carbon.

(2)

Isotope	Mass number	Number of protons	Number of neutrons
carbon-12	12	6	6
carbon-13	13		
carbon-14	14		

(b) Explain, in terms of electrons, why the three isotopes have the same chemical properties.

(1)

.....

.....

(c) (i) State what is meant by the term **relative atomic mass, A_r**

(2)

.....

.....

.....

.....

(ii) A sample of carbon contained 98.90% carbon-12 and 1.10% carbon-13.

Use this information to calculate the relative atomic mass of carbon in the sample.
Give your answer to **two** decimal places.

(3)

Relative atomic mass

(Total for Question 6 = 8 marks)

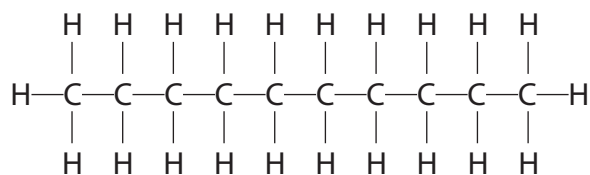


BLANK PAGE



7 Decane is a hydrocarbon found in crude oil.

The diagram shows the structure of a decane molecule.



(a) (i) Explain why decane is described as a hydrocarbon.

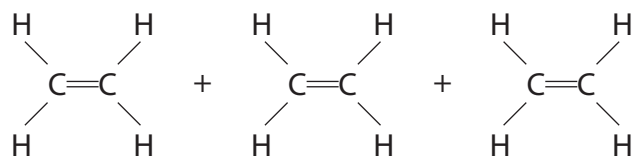
(2)

(ii) Give the molecular formula for decane.

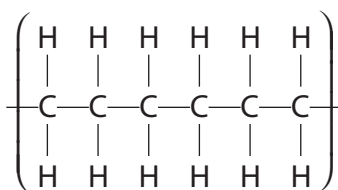
(1)

(b) Decane and ethene, C_2H_4 , are produced during the cracking of eicosane, $\text{C}_{20}\text{H}_{42}$.

Ethene is used to make poly(ethene).



ethene



poly(ethene)



(i) What is the name given to this type of polymerisation? (1)

.....

(ii) Use the diagram to state **two** changes that occur during the formation of poly(ethene). (2)

.....

.....

.....

.....

.....

(c) Explain why cracking is an important process in the oil industry. (4)

.....

.....

.....

.....

.....

.....

.....

.....

.....

.....

.....

.....

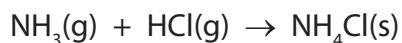
(Total for Question 7 = 10 marks)

.....



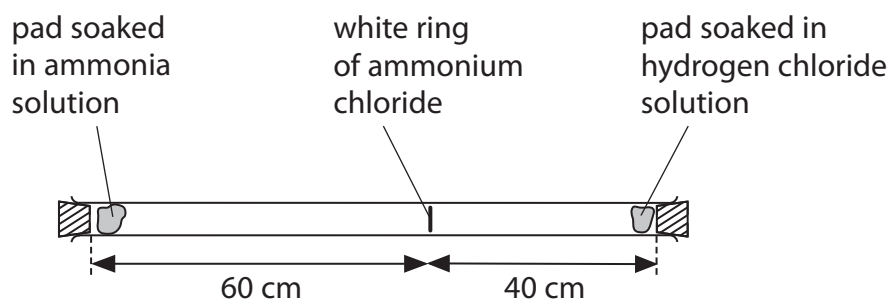
- 8 When ammonia gas and hydrogen chloride gas mix, they react together to form a white solid called ammonium chloride.

The equation for the reaction is:



A cotton wool pad was soaked in ammonia solution and another was soaked in hydrogen chloride solution. The two pads were then put into opposite ends of a dry glass tube at the same time.

After five minutes, a white ring of solid ammonium chloride formed.



- (a) (i) What name is given to the movement of the two gases?

(1)

- (ii) Identify which gas is moving faster and give a reason for your choice.

(1)

- (b) The experiment was repeated at a higher temperature.

State and explain how this change would affect the time taken for the white ring to form.

(3)



(c) Gas particles move at a speed of several hundred metres per second at room temperature.

Suggest **one** reason why it took five minutes for the white ring to form.

(1)

.....

.....

(Total for Question 8 = 6 marks)



- 9 When water is added to a mixture of sand and cement, a reaction takes place between silicon dioxide in the sand and calcium oxide in the cement. The reaction produces a salt called calcium silicate.

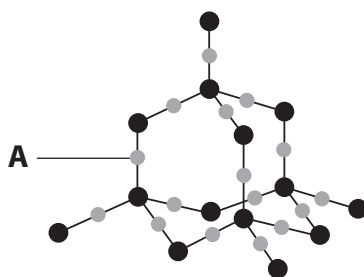
The equation for the reaction is:



- (a) Explain why silicon dioxide reacts with calcium oxide.

(2)

- (b) Part of the structure of silicon dioxide is shown in the diagram.



- (i) What does particle **A** represent? Give a reason for your answer.

(2)

- (ii) Explain, in terms of its bonding and structure, why silicon dioxide has a very high melting point.

(4)

(Total for Question 9 = 8 marks)



10 When sodium is burned in air, one of the products is a pale yellow solid, **X**.

(a) A sample of solid **X** was found to contain 1.15 g of sodium and 0.80 g of oxygen.

(i) Show, by calculation, that the empirical formula of **X** is NaO. (2)

(ii) The relative formula mass of **X** is 78.

Deduce the formula of **X**. (2)

Formula of **X**

(b) Solid **X** reacts with water to form sodium hydroxide, NaOH, and hydrogen peroxide, H₂O₂

(i) Write a chemical equation to represent the reaction between **X** and water. (2)

(ii) The solution formed in the reaction between **X** and water turns red litmus blue.

Identify the ion that causes this change. (1)

(iii) The displayed formula for hydrogen peroxide is H—O—O—H.

Complete the dot and cross diagram to show the arrangement of the outer shell (valence) electrons in a molecule of hydrogen peroxide. (2)



(Total for Question 10 = 9 marks)



- 11 A student carried out a series of tests on a solid, **M**, in order to identify the ions that could be present.

The table shows her results.

Test	Method	Result
Test 1	Carry out a flame test on solid M	Lilac flame
Test 2	Dissolve solid M in water, and divide the solution into three portions, A, B and C	
	Portion A – add dilute sodium hydroxide solution	Green precipitate
	Portion B – add dilute hydrochloric acid, then barium chloride solution	No change
	Portion C – add dilute nitric acid, then silver nitrate solution	Yellow precipitate

- (a) Identify the ion responsible for

(3)

- (i) the lilac colour in the flame test

- (ii) the green precipitate when sodium hydroxide solution was added

- (iii) the yellow precipitate when silver nitrate solution was added



(b) Describe how the student should carry out a flame test on solid **M**.

(3)

.....

.....

.....

.....

.....

.....

.....

.....

(c) (i) Why was dilute nitric acid added to the solution of solid **M** before using silver nitrate solution?

(1)

.....

(ii) Why should dilute hydrochloric acid **not** be used in place of dilute nitric acid in this test?

(2)

.....

.....

.....

(d) The tests for negative ions that the student carried out involved precipitation.

Suggest **one** negative ion that cannot be identified by a precipitation reaction.

(1)

.....

(Total for Question 11 = 10 marks)



12 Lead can be extracted from lead(II) sulfide, PbS, in two stages.

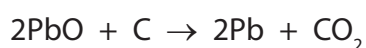
Stage 1: Lead(II) sulfide is heated in air. It reacts with oxygen to produce lead(II) oxide and sulfur dioxide.

Stage 2: The lead(II) oxide is then heated in a blast furnace with coke.

(a) Write a chemical equation for the reaction in **Stage 1**.

(2)

(b) The equation for the reaction that occurs when lead(II) oxide is heated with coke in a blast furnace is:



(i) State, with a reason, whether PbO is oxidised or reduced in this reaction.

(1)

(ii) Calculate the minimum mass, in tonnes, of coke needed to react with 44.6 tonnes of lead(II) oxide.

[1 tonne = 10^6 g]

(3)

Mass of coke needed = tonnes



(c) The molten lead obtained from the blast furnace contains 0.1% silver dissolved as an impurity.

The silver is removed by:

- adding zinc to the mixture of molten lead and silver at 530 °C and removing the mixture of molten zinc and silver that forms on top of the molten lead
- heating the mixture of molten zinc and silver until the zinc boils off as a gas, leaving almost pure, solid silver behind

Use the information above to answer the following questions.

(i) What can you deduce about the relative solubility of silver in zinc and in lead? (1)

.....

.....

(ii) What can you deduce about the melting point of the mixture of zinc and silver? (1)

.....

.....

(iii) What can you deduce about the boiling point of zinc compared to that of silver?
Explain your answer. (2)

.....

.....

.....

.....

(iv) Suggest why so much trouble is taken to remove such a small amount of silver from the lead. (1)

.....

.....

(Total for Question 12 = 11 marks)



13 (a) Crystals of hydrated zinc sulfate, $\text{ZnSO}_4 \cdot x\text{H}_2\text{O}$, contain water of crystallisation.

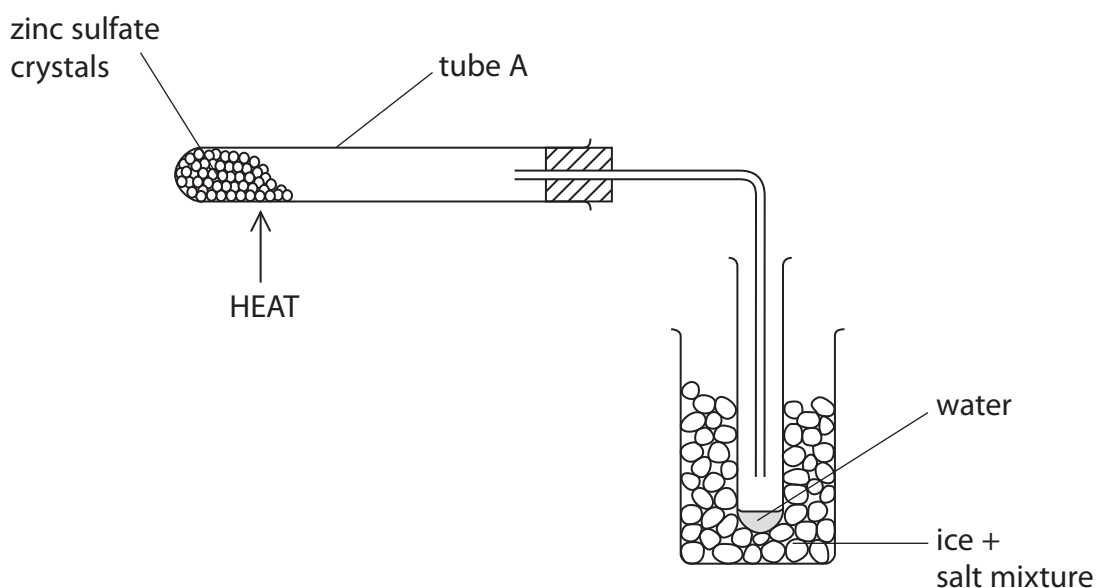
A student used the apparatus shown to remove and collect the water of crystallisation from the crystals in order to find the value of x .

He weighed the empty tube A.

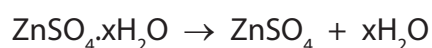
He placed a sample of hydrated zinc sulfate crystals in tube A and reweighed it.

He heated the tube, allowed it to cool and weighed it again.

He repeated this process until two consecutive masses were the same. This is known as 'heating to constant mass'.



When hydrated zinc sulfate crystals are heated gently, they decompose according to the following equation:



The following masses were recorded:

Mass of tube A = 10.12 g

Mass of tube A + $\text{ZnSO}_4 \cdot x\text{H}_2\text{O}$ = 18.73 g

Mass of tube A and ZnSO_4 after heating to constant mass = 14.95 g

(i) Calculate the mass of ZnSO_4 formed after heating to constant mass.

(1)

(ii) Calculate the mass of water collected after heating to constant mass.

(1)



(iii) The relative formula mass of ZnSO_4 is 161

The relative formula mass of water is 18

Use this information, and your answers to (a)(i) and (a)(ii), to calculate the value of x in the formula $\text{ZnSO}_4 \cdot x\text{H}_2\text{O}$

Show your working.

(3)

$x = \dots\dots\dots$

(b) Why is it necessary to heat the crystals to constant mass?

(1)

.....
.....

(c) Describe how the student could use a chemical test to show that the liquid collected was water.

(2)

.....
.....
.....
.....

(Total for Question 13 = 8 marks)

(TOTAL FOR PAPER = 120 MARKS)



BLANK PAGE

