

Cambridge
International
AS & A Level

Cambridge International Examinations
Cambridge International Advanced Subsidiary and Advanced Level

CANDIDATE
NAME

--

CENTRE
NUMBER

--	--	--	--	--

CANDIDATE
NUMBER

--	--	--	--

CHEMISTRY

9701/33

Paper 3 Advanced Practical Skills 1

October/November 2016

2 hours

Candidates answer on the Question Paper.

Additional Materials: As listed in the Confidential Instructions

READ THESE INSTRUCTIONS FIRST

Write your Centre number, candidate number and name on all the work you hand in.
Give details of the practical session and laboratory where appropriate, in the boxes provided.
Write in dark blue or black pen.
You may use an HB pencil for any diagrams or graphs.
Do not use staples, paper clips, glue or correction fluid.
DO NOT WRITE IN ANY BARCODES.

Answer **all** questions.
Electronic calculators may be used.
You may lose marks if you do not show your working or if you do not use appropriate units.
Use of a Data Booklet is unnecessary.

Qualitative Analysis Notes are printed on pages 10 and 11.
A copy of the Periodic Table is printed on page 12.

At the end of the examination, fasten all your work securely together.
The number of marks is given in brackets [] at the end of each question or part question.

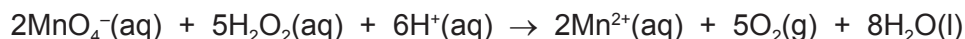
Session	
Laboratory	

For Examiner's Use	
1	
2	
3	
Total	

This document consists of **11** printed pages and **1** blank page.



- 1 Hydrogen peroxide, H_2O_2 , can be oxidised to give oxygen, O_2 . This reaction happens rapidly in the presence of acidified potassium manganate(VII), KMnO_4 .



You will determine the concentration of a solution of hydrogen peroxide. You will first dilute the solution and then carry out a titration using acidified potassium manganate(VII), KMnO_4 .

FA 1 is aqueous hydrogen peroxide, H_2O_2 .

FA 2 is $0.0200 \text{ mol dm}^{-3}$ potassium manganate(VII), KMnO_4 .

FA 3 is 1.0 mol dm^{-3} sulfuric acid, H_2SO_4 .

(a) Method

Dilution

- Pipette 25.0 cm^3 of **FA 1** into the 250 cm^3 volumetric flask.
- Add distilled water to make 250 cm^3 of solution and shake the flask thoroughly.
- Label this diluted solution of hydrogen peroxide **FA 4**.

Titration

- Fill the burette with **FA 2**.
- Rinse the pipette thoroughly with distilled water and then with a little **FA 4**.
- Pipette 25.0 cm^3 of **FA 4** into a conical flask.
- Use the measuring cylinder to add 25 cm^3 of **FA 3** to the conical flask.
- Perform a rough titration and record your burette readings in the space below.

The rough titre is cm^3 .

- Carry out as many accurate titrations as you think necessary to obtain consistent results.
- Make certain any recorded results show the precision of your practical work.
- Record in a suitable form below all of your burette readings and the volume of **FA 2** added in each accurate titration.

Keep FA 3 and FA 4 for use in Question 2.

I	
II	
III	
IV	
V	
VI	
VII	

[7]

- (b) From your accurate titration results, obtain a suitable value for the volume of **FA 2** to be used in your calculations. Show clearly how you obtained this value.

25.0 cm³ of **FA 4** required cm³ of **FA 2**. [1]

(c) Calculations

Show your working and appropriate significant figures in the final answer to **each** step of your calculations.

- (i) Calculate the number of moles of potassium manganate(VII) present in the volume of **FA 2** calculated in (b).

moles of KMnO_4 = mol

- (ii) Use your answer to (i) and the equation at the top of page 2 to calculate the number of moles of hydrogen peroxide present in 25.0 cm³ of **FA 4**.

moles of H_2O_2 = mol

- (iii) Calculate the concentration, in mol dm⁻³, of H_2O_2 in **FA 4**.

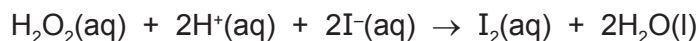
concentration of H_2O_2 in **FA 4** = mol dm⁻³

- (iv) Calculate the concentration, in mol dm⁻³, of H_2O_2 in **FA 1**.


concentration of H_2O_2 in **FA 1** = mol dm⁻³
[4]

[Total: 12]

- 2 In **Question 1**, hydrogen peroxide was oxidised to form oxygen. Hydrogen peroxide can also be reduced to form water. This occurs, for example, when hydrogen peroxide, H_2O_2 , reacts with iodide ions, $\text{I}^-(\text{aq})$, to form iodine, $\text{I}_2(\text{aq})$.



The rate of this reaction can be measured by adding acidified hydrogen peroxide, H_2O_2 , to a mixture of iodide ions, I^- , thiosulfate ions, $\text{S}_2\text{O}_3^{2-}$, and starch indicator. As the iodine is produced, it reacts immediately with the thiosulfate ions and is reduced back to iodide ions.



When all the thiosulfate has reacted, the iodine then turns the starch indicator blue-black. The rate of reaction may be determined by timing how long it takes the reaction mixture to turn blue-black.

In this experiment you will measure two reaction times and use one of these to calculate the concentration of the thiosulfate ions in **FA 6**.

FA 3 is 1.0 mol dm^{-3} sulfuric acid, H_2SO_4 .

FA 4 is the diluted hydrogen peroxide, H_2O_2 , you prepared in **1(a)**.

FA 5 is 1.0 mol dm^{-3} potassium iodide, KI .

FA 6 is aqueous sodium thiosulfate, $\text{Na}_2\text{S}_2\text{O}_3$.

starch indicator

Read through the instructions carefully before starting any practical work.

(a) Method

- Use the measuring cylinder to transfer 20 cm^3 of **FA 3** into the 100 cm^3 beaker.
- Use the measuring cylinder to add 10 cm^3 of **FA 4** into the 100 cm^3 beaker.
- Rinse the measuring cylinder with distilled water and drain.
- Use the measuring cylinder to transfer 20 cm^3 of **FA 5** into the 250 cm^3 beaker.
- Use the measuring cylinder to transfer 20 cm^3 of **FA 6** into the 250 cm^3 beaker.
- Use the measuring cylinder to transfer 10 cm^3 of starch indicator into the 250 cm^3 beaker.
- Add the contents of the 100 cm^3 beaker to the 250 cm^3 beaker and start timing immediately.
- Stir the mixture once and place the beaker on a white tile.
- Stop timing as soon as the solution turns blue-black.
- Record this reaction time to the nearest second.
- Rinse both beakers and drain.

Keep all FA solutions and starch indicator for use in (c).

reaction time = s [2]

(b) Calculations

Show your working and appropriate significant figures in the final answer to **each** step of your calculations.

- (i) The expression for the rate of reaction is shown.

$$\text{rate} = \frac{\text{concentration of iodine at the reaction time}}{\text{reaction time}}$$

The concentration of iodine at the reaction time is the concentration of iodine that would have been present at the time the blue-black colour appeared if no thiosulfate ions had been added.

In this experiment, you should assume the rate = $2.61 \times 10^{-5} \text{ mol dm}^{-3} \text{ s}^{-1}$.

Use this value for the rate to calculate the concentration of iodine that would have been present at the reaction time if no thiosulfate ions had been added.


$$\text{concentration of I}_2 = \dots\dots\dots \text{ mol dm}^{-3}$$

- (ii) Use your answer to (i) and the total reaction volume, to calculate the number of moles of iodine that would have been present at the reaction time if no thiosulfate ions had been added.

(If you were unable to calculate an answer to (i), you should use the value of $1.32 \times 10^{-3} \text{ mol dm}^{-3}$. This may not be the correct value.)

$$\text{moles of I}_2 = \dots\dots\dots \text{ mol}$$

- (iii) Calculate the number of moles of thiosulfate ions that reacted with the moles of I_2 , calculated in (ii).



$$\text{moles of S}_2\text{O}_3^{2-} = \dots\dots\dots \text{ mol}$$

- (iv) Use your answer to (iii) to calculate the concentration of thiosulfate ions in **FA 6**.

$$\text{concentration of S}_2\text{O}_3^{2-} \text{ in FA 6} = \dots\dots\dots \text{ mol dm}^{-3}$$

[4]

(c) Repeat the experiment in (a) using the following quantities of each reagent.

- add to the 100 cm³ beaker
20 cm³ of **FA 3**
10 cm³ of **FA 4**

- add to the 250 cm³ beaker
20 cm³ of **FA 5**
10 cm³ of **FA 6**
10 cm³ of starch indicator
10 cm³ of distilled water

- Add the contents of the 100 cm³ beaker to the 250 cm³ beaker and start timing immediately.
- Stir the mixture once and place the beaker on a white tile.
- Stop timing as soon as the solution turns blue-black.
- Record this reaction time to the nearest second.

reaction time = s [1]

(d) (i) Explain the relationship between the value of the reaction time in (a) and the value of the reaction time in (c).

.....
.....
.....

(ii) A student states that the error in the **total volume** of the reaction mixture in (a) is the same as the error in the **total volume** of the reaction mixture in (c).

State whether or not you agree with the student and explain your answer.

.....
.....
.....
.....

[4]

[Total: 11]

3 Qualitative Analysis

At each stage of any test you are to record details of the following.

- colour changes seen
- the formation of any precipitate
- the solubility of such precipitates in an excess of the reagent added

Where gases are released they should be identified by a test, **described in the appropriate place in your observations.**

You should indicate clearly at what stage in a test a change occurs.

No additional tests for ions present should be attempted.

If any solution is warmed, a boiling tube MUST be used.

Rinse and reuse test-tubes and boiling tubes where possible.

Where reagents are selected for use in a test, the name or correct formula of the element or compound must be given.

(a) **FA 7, FA 8, FA 9** and **FA 10** are solutions that each contain a metal cation from those listed in the Qualitative Analysis Notes on page 10.

Carry out tests using reagents that will allow you to identify which metal ions are present.

Draw a single table to record your observations.

Complete the table below with your conclusions.

solution	FA 7	FA 8	FA 9	FA 10
metal ion present				

[11]

(b) Carry out the following test and record your observations.

<i>test</i>	<i>observations</i>
To a 1 cm depth of FA 10 in a boiling tube add a 0.5 cm depth of 20 'vol' hydrogen peroxide, then add one drop of aqueous sodium hydroxide.	

[2]

(c) **FA 11** is a solid that contains one anion from those listed in the Qualitative Analysis Notes on page 11.

Place all of **FA 11** into a boiling tube and add a 3 cm depth of distilled water. Stir until all the solid has dissolved.

(i) Carry out the following test and record your observations.

<i>test</i>	<i>observations</i>
To a 1 cm depth of the solution of FA 11 in a test-tube add dilute sulfuric acid.	

(ii) Use your observations from (i) to identify the anion in **FA 11**.

The anion is

(iii) Use the remaining solution of **FA 11** in the boiling tube to carry out a further test to support your identification of the anion.
Record details of this test.

[4]

[Total: 17]

BLANK PAGE

Qualitative Analysis Notes

Key: [ppt. = precipitate]

1 Reactions of aqueous cations

ion	reaction with	
	NaOH(aq)	NH ₃ (aq)
aluminium, Al ³⁺ (aq)	white ppt. soluble in excess	white ppt. insoluble in excess
ammonium, NH ₄ ⁺ (aq)	no ppt. ammonia produced on heating	–
barium, Ba ²⁺ (aq)	no ppt. (if reagents are pure)	no ppt.
calcium, Ca ²⁺ (aq)	white ppt. with high [Ca ²⁺ (aq)]	no ppt.
chromium(III), Cr ³⁺ (aq)	grey-green ppt. soluble in excess	grey-green ppt. insoluble in excess
copper(II), Cu ²⁺ (aq)	pale blue ppt. insoluble in excess	blue ppt. soluble in excess giving dark blue solution
iron(II), Fe ²⁺ (aq)	green ppt. turning brown on contact with air insoluble in excess	green ppt. turning brown on contact with air insoluble in excess
iron(III), Fe ³⁺ (aq)	red-brown ppt. insoluble in excess	red-brown ppt. insoluble in excess
magnesium, Mg ²⁺ (aq)	white ppt. insoluble in excess	white ppt. insoluble in excess
manganese(II), Mn ²⁺ (aq)	off-white ppt. rapidly turning brown on contact with air insoluble in excess	off-white ppt. rapidly turning brown on contact with air insoluble in excess
zinc, Zn ²⁺ (aq)	white ppt. soluble in excess	white ppt. soluble in excess

2 Reactions of anions

<i>ion</i>	<i>reaction</i>
carbonate, CO_3^{2-}	CO_2 liberated by dilute acids
chloride, $\text{Cl}^-(\text{aq})$	gives white ppt. with $\text{Ag}^+(\text{aq})$ (soluble in $\text{NH}_3(\text{aq})$)
bromide, $\text{Br}^-(\text{aq})$	gives cream ppt. with $\text{Ag}^+(\text{aq})$ (partially soluble in $\text{NH}_3(\text{aq})$)
iodide, $\text{I}^-(\text{aq})$	gives yellow ppt. with $\text{Ag}^+(\text{aq})$ (insoluble in $\text{NH}_3(\text{aq})$)
nitrate, $\text{NO}_3^-(\text{aq})$	NH_3 liberated on heating with $\text{OH}^-(\text{aq})$ and Al foil
nitrite, $\text{NO}_2^-(\text{aq})$	NH_3 liberated on heating with $\text{OH}^-(\text{aq})$ and Al foil; NO liberated by dilute acids (colourless $\text{NO} \rightarrow$ (pale) brown NO_2 in air)
sulfate, $\text{SO}_4^{2-}(\text{aq})$	gives white ppt. with $\text{Ba}^{2+}(\text{aq})$ (insoluble in excess dilute strong acids)
sulfite, $\text{SO}_3^{2-}(\text{aq})$	gives white ppt. with $\text{Ba}^{2+}(\text{aq})$ (soluble in excess dilute strong acids)

3 Tests for gases

<i>gas</i>	<i>test and test result</i>
ammonia, NH_3	turns damp red litmus paper blue
carbon dioxide, CO_2	gives a white ppt. with limewater (ppt. dissolves with excess CO_2)
chlorine, Cl_2	bleaches damp litmus paper
hydrogen, H_2	"pops" with a lighted splint
oxygen, O_2	relights a glowing splint

The Periodic Table of Elements

		Group																																																																																																																																																																																																																																																																																																																																																																																																																																																																																																																																																																																																																																																																																																																																																																																																																																																																																																																																																																																																	
1	2	3	4	5	6	7	8	9	10	11	12	13	14	15	16	17	18																																																																																																																																																																																																																																																																																																																																																																																																																																																																																																																																																																																																																																																																																																																																																																																																																																																																																																																																																																																		
		<table border="1" style="margin: auto;"> <tr> <td style="text-align: center;">1</td> <td style="text-align: center;">H hydrogen 1.0</td> </tr> </table>																1	H hydrogen 1.0																																																																																																																																																																																																																																																																																																																																																																																																																																																																																																																																																																																																																																																																																																																																																																																																																																																																																																																																																																																
1	H hydrogen 1.0																																																																																																																																																																																																																																																																																																																																																																																																																																																																																																																																																																																																																																																																																																																																																																																																																																																																																																																																																																																																		
		<table border="1" style="margin: auto;"> <tr> <td style="text-align: center;">Key</td> <td style="text-align: center;">atomic number</td> <td style="text-align: center;">atomic symbol</td> <td style="text-align: center;">name</td> <td style="text-align: center;">relative atomic mass</td> </tr> </table>																Key	atomic number	atomic symbol	name	relative atomic mass																																																																																																																																																																																																																																																																																																																																																																																																																																																																																																																																																																																																																																																																																																																																																																																																																																																																																																																																																																													
Key	atomic number	atomic symbol	name	relative atomic mass																																																																																																																																																																																																																																																																																																																																																																																																																																																																																																																																																																																																																																																																																																																																																																																																																																																																																																																																																																																															
3	4	11	12	13	14	15	16	17	18	19	20	21	22	23	24	25	26	27	28	29	30	31	32	33	34	35	36	37	38	39	40	41	42	43	44	45	46	47	48	49	50	51	52	53	54	55	56	57-71	72	73	74	75	76	77	78	79	80	81	82	83	84	85	86	87	88	89-103	104	105	106	107	108	109	110	111	112	113	114	115	116	117	118	119	120	121	122	123	124	125	126	127	128	129	130	131	132	133	134	135	136	137	138	139	140	141	142	143	144	145	146	147	148	149	150	151	152	153	154	155	156	157	158	159	160	161	162	163	164	165	166	167	168	169	170	171	172	173	174	175	176	177	178	179	180	181	182	183	184	185	186	187	188	189	190	191	192	193	194	195	196	197	198	199	200	201	202	203	204	205	206	207	208	209	210	211	212	213	214	215	216	217	218	219	220	221	222	223	224	225	226	227	228	229	230	231	232	233	234	235	236	237	238	239	240	241	242	243	244	245	246	247	248	249	250	251	252	253	254	255	256	257	258	259	260	261	262	263	264	265	266	267	268	269	270	271	272	273	274	275	276	277	278	279	280	281	282	283	284	285	286	287	288	289	290	291	292	293	294	295	296	297	298	299	300	301	302	303	304	305	306	307	308	309	310	311	312	313	314	315	316	317	318	319	320	321	322	323	324	325	326	327	328	329	330	331	332	333	334	335	336	337	338	339	340	341	342	343	344	345	346	347	348	349	350	351	352	353	354	355	356	357	358	359	360	361	362	363	364	365	366	367	368	369	370	371	372	373	374	375	376	377	378	379	380	381	382	383	384	385	386	387	388	389	390	391	392	393	394	395	396	397	398	399	400	401	402	403	404	405	406	407	408	409	410	411	412	413	414	415	416	417	418	419	420	421	422	423	424	425	426	427	428	429	430	431	432	433	434	435	436	437	438	439	440	441	442	443	444	445	446	447	448	449	450	451	452	453	454	455	456	457	458	459	460	461	462	463	464	465	466	467	468	469	470	471	472	473	474	475	476	477	478	479	480	481	482	483	484	485	486	487	488	489	490	491	492	493	494	495	496	497	498	499	500	501	502	503	504	505	506	507	508	509	510	511	512	513	514	515	516	517	518	519	520	521	522	523	524	525	526	527	528	529	530	531	532	533	534	535	536	537	538	539	540	541	542	543	544	545	546	547	548	549	550	551	552	553	554	555	556	557	558	559	560	561	562	563	564	565	566	567	568	569	570	571	572	573	574	575	576	577	578	579	580	581	582	583	584	585	586	587	588	589	590	591	592	593	594	595	596	597	598	599	600	601	602	603	604	605	606	607	608	609	610	611	612	613	614	615	616	617	618	619	620	621	622	623	624	625	626	627	628	629	630	631	632	633	634	635	636	637	638	639	640	641	642	643	644	645	646	647	648	649	650	651	652	653	654	655	656	657	658	659	660	661	662	663	664	665	666	667	668	669	670	671	672	673	674	675	676	677	678	679	680	681	682	683	684	685	686	687	688	689	690	691	692	693	694	695	696	697	698	699	700	701	702	703	704	705	706	707	708	709	710	711	712	713	714	715	716	717	718	719	720	721	722	723	724	725	726	727	728	729	730	731	732	733	734	735	736	737	738	739	740	741	742	743	744	745	746	747	748	749	750	751	752	753	754	755	756	757	758	759	760	761	762	763	764	765	766	767	768	769	770	771	772	773	774	775	776	777	778	779	780	781	782	783	784	785	786	787	788	789	790	791	792	793	794	795	796	797	798	799	800	801	802	803	804	805	806	807	808	809	810	811	812	813	814	815	816	817	818	819	820	821	822	823	824	825	826	827	828	829	830	831	832	833	834	835	836	837	838	839	840	841	842	843	844	845	846	847	848	849	850	851	852	853	854	855	856	857	858	859	860	861	862	863	864	865	866	867	868	869	870	871	872	873	874	875	876	877	878	879	880	881	882	883	884	885	886	887	888	889	890	891	892	893	894	895	896	897	898	899	900	901	902	903	904	905	906	907	908	909	910	911	912	913	914	915	916	917	918	919	920	921	922	923	924	925	926	927	928	929	930	931	932	933	934	935	936	937	938	939	940	941	942	943	944	945	946	947	948	949	950	951	952	953	954	955	956	957	958	959	960	961	962	963	964	965	966	967	968	969	970	971	972	973	974	975	976	977	978	979	980	981	982	983	984	985	986	987	988	989	990	991	992	993	994	995	996	997	998	999	1000

lanthanoids

actinoids

57	La	lanthanum	138.9	58	Ce	cerium	140.1	59	Pr	praseodymium	140.9	60	Nd	neodymium	144.4	61	Pm	promethium	—	62	Sm	samarium	150.4	63	Eu	europlum	152.0	64	Gd	gadolinium	157.3	65	Tb	terbium	158.9	66	Dy	dysprosium	162.5	67	Ho	holmium	164.9	68	Er	erbium	167.3	69	Tm	thulium	168.9	70	Yb	ytterbium	173.1	71	Lu	lutetium	175.0
89	Ac	actinium	227.0	90	Th	thorium	232.0	91	Pa	protactinium	231.0	92	U	uranium	238.0	93	Np	neptunium	—	94	Pu	plutonium	—	95	Am	americium	—	96	Cm	curium	—	97	Bk	berkelium	—	98	Cf	californium	—	99	Es	einsteinium	—	100	Fm	fermium	—	101	Md	meitnerium	—	102	No	nobelium	—	103	Lr	lawrencium	—