

Cambridge  
International  
AS & A Level

**Cambridge International Examinations**  
Cambridge International Advanced Subsidiary and Advanced Level

CANDIDATE  
NAME

CENTRE  
NUMBER

--	--	--	--	--

CANDIDATE  
NUMBER

--	--	--	--

**CHEMISTRY**

**9701/21**

Paper 2 Structured Questions AS Core

**October/November 2014**

**1 hour 15 minutes**

Candidates answer on the Question Paper.

Additional Materials: Data Booklet

**READ THESE INSTRUCTIONS FIRST**

Write your Centre number, candidate number and name on all the work you hand in.

Write in dark blue or black pen.

You may use an HB pencil for any diagrams or graphs.

Do not use staples, paper clips, glue or correction fluid.

**DO NOT WRITE IN ANY BARCODES.**

Answer **all** questions.

Electronic calculators may be used.

You may lose marks if you do not show your working or if you do not use appropriate units.

A Data Booklet is provided.

At the end of the examination, fasten all your work securely together.

The number of marks is given in brackets [ ] at the end of each question or part question.

This document consists of **10** printed pages and **2** blank pages.

Answer **all** the questions in the spaces provided.

- 1 (a) Successive ionisation energies for the elements magnesium to barium are given in the table.

element	1st ionisation energy / kJ mol <sup>-1</sup>	2nd ionisation energy / kJ mol <sup>-1</sup>	3rd ionisation energy / kJ mol <sup>-1</sup>
Mg	736	1450	7740
Ca	590	1150	4940
Sr	548	1060	4120
Ba	502	966	3390

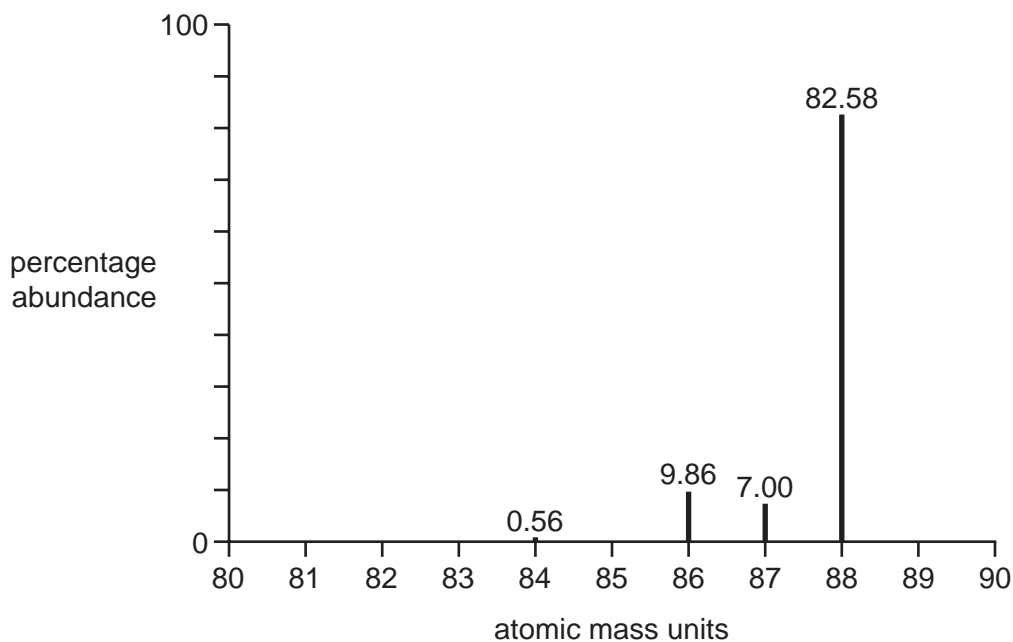
- (i) Explain why the first ionisation energies decrease down the group.

.....  
 .....  
 .....  
 ..... [3]

- (ii) Explain why, for each element, there is a large increase between the 2nd and 3rd ionisation energies.

.....  
 .....  
 ..... [2]

- (b) A sample of strontium, atomic number 38, gave the mass spectrum shown. The percentage abundances are given above each peak.



(i) Complete the full electronic configuration of strontium.

1s<sup>2</sup> 2s<sup>2</sup> 2p<sup>6</sup> ..... [1]

(ii) Explain why there are four different peaks in the mass spectrum of strontium.

.....  
 ..... [1]

(iii) Calculate the atomic mass,  $A_r$ , of this sample of strontium.  
 Give your answer to **three** significant figures.

$A_r =$  ..... [2]

(c) A compound of barium, **A**, is used in fireworks as an oxidising agent and to produce a green colour.

(i) Explain, in terms of electron transfer, what is meant by the term *oxidising agent*.

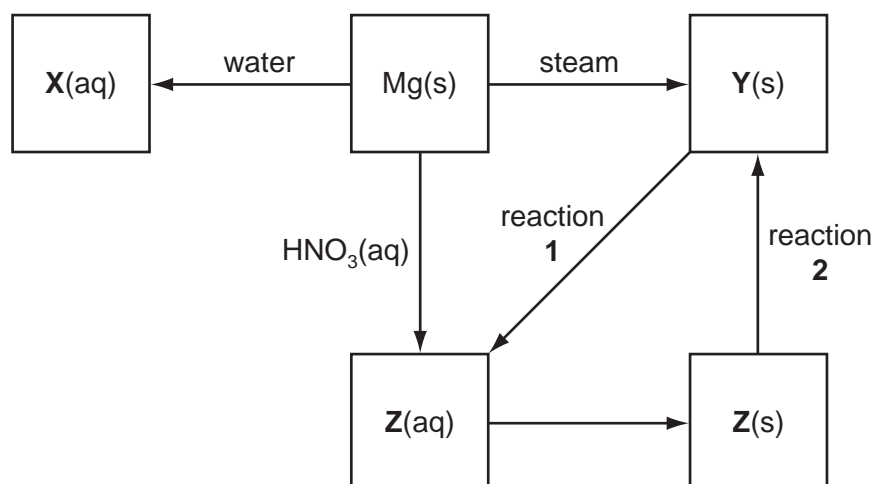
.....  
 ..... [1]

(ii) **A** has the following percentage composition by mass: Ba, 45.1; Cl, 23.4; O, 31.5.

Calculate the empirical formula of **A**.

empirical formula of **A** ..... [3]

- (d) Some reactions involving magnesium and its compounds are shown in the reaction scheme below.



- (i) Give the **formulae** of the compounds **X**, **Y** and **Z**.

**X** .....

**Y** .....

**Z** .....

[3]

- (ii) Name the reagent needed to convert **Y(s)** into **Z(aq)** in reaction **1** and write an equation for the reaction.

reagent .....

equation .....

[2]

- (iii) How would you convert a sample of **Z(s)** into **Y(s)** in reaction **2**?

..... [1]

- (iv) Give equations for the conversions of **Mg** into **X**, and **Z(s)** into **Y**.

**Mg** to **X** .....

**Z** to **Y** .....

[2]

[Total: 21]

**Question 2 starts on the next page.**

- 2 The Contact process for the manufacture of sulfuric acid was originally patented in the 19th century and is still in use today.

The key step in the overall process is the reversible conversion of sulfur dioxide to sulfur trioxide in the presence of a vanadium(V) oxide catalyst.



- (a) One way in which the sulfur dioxide for this reaction is produced is by heating the sulfide ore iron pyrites,  $\text{FeS}_2$ , in air. Iron(III) oxide is also produced. Write an equation for this reaction.

..... [2]

- (b) The sulfur trioxide produced in the Contact process is reacted with 98% sulfuric acid. The resulting compound is **then** reacted with water to produce sulfuric acid.

- (i) Explain why the sulfur trioxide is not first mixed directly with water.

.....  
 ..... [1]

- (ii) Write equations for the two steps involved in the conversion of sulfur trioxide into sulfuric acid.

.....  
 ..... [2]

- (c) (i) Sulfur dioxide and sulfur trioxide both contain only S=O double bonds.

Draw labelled diagrams to show the shapes of these two molecules.



[2]

- (ii) For your diagrams in (i), name the shapes and suggest the bond angles.

$\text{SO}_2$  shape .....  $\text{SO}_3$  shape .....

$\text{SO}_2$  bond angle .....  $\text{SO}_3$  bond angle .....

[2]

(d) The conversion of sulfur dioxide into sulfur trioxide is carried out at a temperature of 400 °C.

- (i) With reference to Le Chatelier's Principle and reaction kinetics, state and explain one advantage and one disadvantage of using a higher temperature.

.....

.....

.....

.....

.....

.....

.....

..... [4]

- (ii) State the expression for the equilibrium constant,  $K_p$ , for the formation of sulfur trioxide from sulfur dioxide.

$K_p =$

[1]

- (iii) 2.00 moles of sulfur dioxide and 2.00 moles of oxygen were put in a flask and left to reach equilibrium.

At equilibrium, the pressure in the flask was  $2.00 \times 10^5$  Pa and the mixture contained 1.80 moles of sulfur trioxide.

Calculate  $K_p$ . Include the units.

$K_p =$  .....

units = .....

[5]

[Total: 19]

3 **P**, **Q** and **R** are structural isomers with the molecular formula  $C_4H_8$ .

All three compounds readily decolourise bromine in the dark.

**P** and **Q** do not exhibit stereoisomerism but **R** exists as a pair of geometrical (cis-trans) isomers.

All three compounds react with hot concentrated, acidified potassium manganate(VII) to produce a variety of products as shown in the table.

compound	products
<b>P</b>	$CO_2$ and <b>S</b> ( $C_3H_6O$ )
<b>Q</b>	$CO_2$ and $CH_3CH_2CO_2H$
<b>R</b>	$CH_3CO_2H$ only

**S** reacts with 2,4-dinitrophenylhydrazine reagent, 2,4-DNPH, to form an orange crystalline product but does not react with Fehling's reagent.

(a) Give the structural formulae of **P**, **Q**, **R** and **S**.

**P** ..... **Q** .....

**R** ..... **S** .....

[4]

(b) (i) Explain what is meant by the term *stereoisomerism*.

.....  
 .....  
 ..... [2]



(ii) Draw the **displayed** formulae of the geometrical isomers of **R** and name them both.

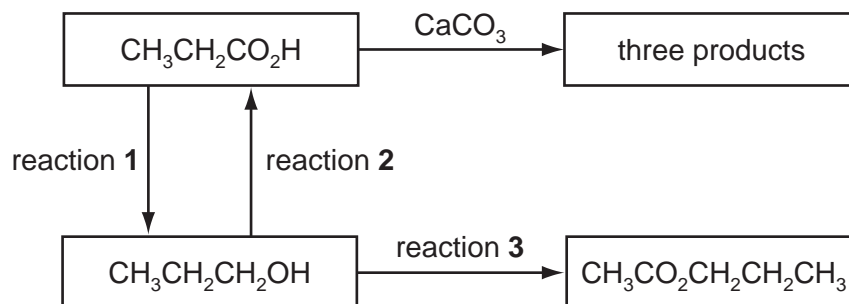
name ..... name ..... [2]

(c) State a reagent that could be used for the reduction of **S** and **name** the organic product of this reduction.

reagent ..... product ..... [2]

[Total: 10]

4 A series of reactions based on propanoic acid is shown.



(a) Write an equation for reaction 1, using [H] to represent the reducing agent.

..... [2]

(b) (i) What type of reaction is reaction 2?

..... [1]

(ii) Suggest a suitable reagent and conditions for reaction 2.

..... [2]

(c) Write an equation for the reaction of propanoic acid with calcium carbonate, CaCO<sub>3</sub>.

..... [2]

(d) (i) Suggest a suitable reagent and conditions for reaction 3.

.....  
 ..... [2]

(ii) Identify the **other** product of reaction 3.

..... [1]

[Total: 10]

**BLANK PAGE**

**BLANK PAGE**

---

Permission to reproduce items where third-party owned material protected by copyright is included has been sought and cleared where possible. Every reasonable effort has been made by the publisher (UCLES) to trace copyright holders, but if any items requiring clearance have unwittingly been included the publisher will be pleased to make amends at the earliest possible opportunity.

Cambridge International Examinations is part of the Cambridge Assessment Group. Cambridge Assessment is the brand name of University of Cambridge Local Examinations Syndicate (UCLES), which is itself a department of the University of Cambridge.