



Cambridge International AS & A Level

CHEMISTRY

9701/43

Paper 4 A Level Structured Questions

May/June 2020

MARK SCHEME

Maximum Mark: 100

Published

Students did not sit exam papers in the June 2020 series due to the Covid-19 global pandemic.

This mark scheme is published to support teachers and students and should be read together with the question paper. It shows the requirements of the exam. The answer column of the mark scheme shows the proposed basis on which Examiners would award marks for this exam. Where appropriate, this column also provides the most likely acceptable alternative responses expected from students. Examiners usually review the mark scheme after they have seen student responses and update the mark scheme if appropriate. In the June series, Examiners were unable to consider the acceptability of alternative responses, as there were no student responses to consider.

Mark schemes should usually be read together with the Principal Examiner Report for Teachers. However, because students did not sit exam papers, there is no Principal Examiner Report for Teachers for the June 2020 series.

Cambridge International will not enter into discussions about these mark schemes.

Cambridge International is publishing the mark schemes for the June 2020 series for most Cambridge IGCSE™ and Cambridge International A & AS Level components, and some Cambridge O Level components.

This document consists of **15** printed pages.

Generic Marking Principles

These general marking principles must be applied by all examiners when marking candidate answers. They should be applied alongside the specific content of the mark scheme or generic level descriptors for a question. Each question paper and mark scheme will also comply with these marking principles.

GENERIC MARKING PRINCIPLE 1:

Marks must be awarded in line with:

- the specific content of the mark scheme or the generic level descriptors for the question
- the specific skills defined in the mark scheme or in the generic level descriptors for the question
- the standard of response required by a candidate as exemplified by the standardisation scripts.

GENERIC MARKING PRINCIPLE 2:

Marks awarded are always **whole marks** (not half marks, or other fractions).

GENERIC MARKING PRINCIPLE 3:

Marks must be awarded **positively**:

- marks are awarded for correct/valid answers, as defined in the mark scheme. However, credit is given for valid answers which go beyond the scope of the syllabus and mark scheme, referring to your Team Leader as appropriate
- marks are awarded when candidates clearly demonstrate what they know and can do
- marks are not deducted for errors
- marks are not deducted for omissions
- answers should only be judged on the quality of spelling, punctuation and grammar when these features are specifically assessed by the question as indicated by the mark scheme. The meaning, however, should be unambiguous.

GENERIC MARKING PRINCIPLE 4:

Rules must be applied consistently e.g. in situations where candidates have not followed instructions or in the application of generic level descriptors.

GENERIC MARKING PRINCIPLE 5:

Marks should be awarded using the full range of marks defined in the mark scheme for the question (however; the use of the full mark range may be limited according to the quality of the candidate responses seen).

GENERIC MARKING PRINCIPLE 6:

Marks awarded are based solely on the requirements as defined in the mark scheme. Marks should not be awarded with grade thresholds or grade descriptors in mind.

Science-Specific Marking Principles

1	Examiners should consider the context and scientific use of any keywords when awarding marks. Although keywords may be present, marks should not be awarded if the keywords are used incorrectly.
2	The examiner should not choose between contradictory statements given in the same question part, and credit should not be awarded for any correct statement that is contradicted within the same question part. Wrong science that is irrelevant to the question should be ignored.
3	Although spellings do not have to be correct, spellings of syllabus terms must allow for clear and unambiguous separation from other syllabus terms with which they may be confused (e.g. ethane / ethene, glucagon / glycogen, refraction / reflection).
4	The error carried forward (ecf) principle should be applied, where appropriate. If an incorrect answer is subsequently used in a scientifically correct way, the candidate should be awarded these subsequent marking points. Further guidance will be included in the mark scheme where necessary and any exceptions to this general principle will be noted.
5	<p><u>'List rule' guidance</u> (see examples below)</p> <p>For questions that require <i>n</i> responses (e.g. State two reasons ...):</p> <ul style="list-style-type: none">• The response should be read as continuous prose, even when numbered answer spaces are provided• Any response marked <i>ignore</i> in the mark scheme should not count towards <i>n</i>• Incorrect responses should not be awarded credit but will still count towards <i>n</i>• Read the entire response to check for any responses that contradict those that would otherwise be credited. Credit should not be awarded for any responses that are contradicted within the rest of the response. Where two responses contradict one another, this should be treated as a single incorrect response• Non-contradictory responses after the first <i>n</i> responses may be ignored even if they include incorrect science.

6 Calculation specific guidance

Correct answers to calculations should be given full credit even if there is no working or incorrect working, **unless** the question states 'show your working'.

For questions in which the number of significant figures required is not stated, credit should be awarded for correct answers when rounded by the examiner to the number of significant figures given in the mark scheme. This may not apply to measured values.

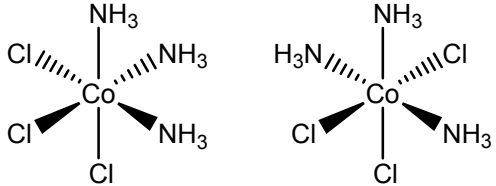
For answers given in standard form, (e.g. $a \times 10^n$) in which the convention of restricting the value of the coefficient (a) to a value between 1 and 10 is not followed, credit may still be awarded if the answer can be converted to the answer given in the mark scheme.

Unless a separate mark is given for a unit, a missing or incorrect unit will normally mean that the final calculation mark is not awarded. Exceptions to this general principle will be noted in the mark scheme.

7 Guidance for chemical equations

Multiples / fractions of coefficients used in chemical equations are acceptable unless stated otherwise in the mark scheme.

State symbols given in an equation should be ignored unless asked for in the question or stated otherwise in the mark scheme.

Question	Answer	Marks
1(a)(i)	(a molecule or ion) formed by a (central) metal atom / ion surrounded by / bonded to (one or more) ligands	1
1(a)(ii)	M1: blue ppt/solid M2: $[\text{Co}(\text{H}_2\text{O})_6]^{2+} + 2\text{OH}^- \rightarrow \text{Co}(\text{OH})_2 + 6\text{H}_2\text{O}$ OR $[\text{Co}(\text{H}_2\text{O})_6]^{2+} + 2\text{OH}^- \rightarrow [\text{Co}(\text{H}_2\text{O})_4(\text{OH})_2] + 2\text{H}_2\text{O}$ M3: precipitation/ acid-base M4: blue solution M5: $[\text{Co}(\text{H}_2\text{O})_6]^{2+} + 6\text{NH}_3 \rightarrow [\text{Co}(\text{NH}_3)_6]^{2+} + 6\text{H}_2\text{O}$ M6: ligand exchange/displacement/substitution/replacement	6
1(b)	<ul style="list-style-type: none"> • solution turns blue → pink • a white ppt. of AgCl forms • equilibrium shifts to the left / $[\text{Cl}^-]$ decreases Two correct responses = 1 mark Three correct responses = 2 marks	2
1(c)	 <p>geometric ALLOW cis-trans Two correct responses = 1 mark Three correct responses = 2 marks</p>	2
1(d)(i)	each nitrogen / the four nitrogen's has a lone pair of electrons (to the metal ion) Two correct responses = 1 mark	1

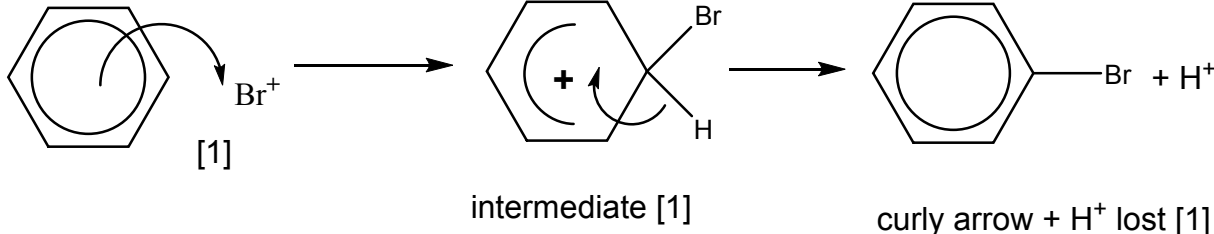
Question	Answer	Marks
1(d)(ii)	$[\text{Co}(\text{H}_2\text{O})_6]^{2+} + \text{C}_6\text{H}_{18}\text{N}_4 \rightarrow [\text{Co}(\text{C}_6\text{H}_{18}\text{N}_4)]^{2+} + 6\text{H}_2\text{O}$ OR $[\text{Co}(\text{H}_2\text{O})_6]^{2+} + \text{C}_6\text{H}_{18}\text{N}_4 \rightarrow [\text{Co}(\text{C}_6\text{H}_{18}\text{N}_4)(\text{H}_2\text{O})_2]^{2+} + 4\text{H}_2\text{O}$	1



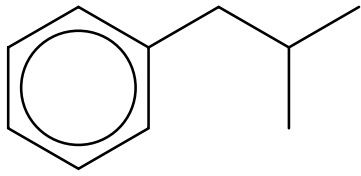









Question	Answer	Marks
2(a)(i)	<p>M1 solubility increases down the group</p> <p>M2 ΔH_{latt} and ΔH_{hyd} both become less exothermic / less negative</p> <p>M3 ΔH_{latt} changes more (than ΔH_{hyd} as OH^- being smaller than M^{2+})</p> <p>M4 ΔH_{sol} becomes more exothermic / more negative</p>	4
2(a)(ii)	<p>M1 $\text{Mg}(\text{OH})_2$ AND Mg^{2+} has a smaller ionic radii/ Mg^{2+} has a higher charge density</p> <p>M2 OH^- ion is polarised/distorted more</p>	2

Question	Answer	Marks
3(a)(i)	$6\text{CO}_2 + 24\text{H}^+ + 24\text{e}^- \rightarrow \text{C}_6\text{H}_{12}\text{O}_6 + 6\text{H}_2\text{O}$ <p>ALLOW $6\text{CO}_2 + 12\text{H}^+ + 12\text{e}^- \rightarrow \text{C}_6\text{H}_{12}\text{O}_6 + 3\text{O}_2$ for both marks</p> <p>ALLOW one mark for an unbalanced equation showing the correct species of either equation</p>	2

Question	Answer	Marks
3(a)(ii)	salt bridge (indicated) voltmeter / V labelled O ₂ good delivery system H ₂ good delivery system Pt electrode H ⁺ / HCl / H ₂ SO ₄ solution labelled (at least once) 1 atm 1 mol dm ⁻³ quoted Every two correct responses = 1 mark	4
3(a)(iii)	$E^{\circ}_{\text{cell}} = (+) 1.23 \text{ V}$ AND positive electrode = O ₂ half-cell identified	1

Question	Answer	Marks
4(a)	M1 phenylmethanamine / U > phenylamine / T > benzamide / S [1] any two from: <ul style="list-style-type: none"> alkyl group is electron donating so lone pair more able to accept a proton lone pair on N overlaps with delocalised system so less able to accept a proton presence of electron-withdrawing oxygen / carbonyl group means lone pair is not available to accept a proton OR amides are neutral 	3
4(b)(i)	reaction 1 LiAlH ₄ reaction 2 heat NH ₃ under pressure/ heat NH ₃ in a sealed tube	2
4(b)(ii)	reaction 1 reduction reaction 2 nucleophilic substitution	2

Question	Answer	Marks
5(a)(i)	The substitution product is stabilised by delocalisation of (6) π -electrons OR The addition product is not stabilised by delocalisation of (6) π -electrons [1]	1
5(a)(ii)	 <p style="text-align: center;">intermediate [1] curly arrow + H⁺ lost [1]</p> <ul style="list-style-type: none"> • first curly arrow • intermediate • 2nd curly arrow, product and H⁺ formed / lost 	3
5(a)(iii)	$A/Br_4^- + H^+ \rightarrow A/Br_3 + HBr$	1
5(b)	lone pair of oxygen is delocalised into the ring <u>any one from:</u> <ul style="list-style-type: none"> • phenol has a higher electron density in the ring • phenol can polarise/induce a dipole in Br₂ 	2
5(c)(i)	CH ₃ CH ₂ CH ⁺ CH ₃ (CH ₃) ₂ CHCH ₂ ⁺ (CH ₃) ₃ C ⁺ Each correct structure = 1 mark	3

Question	Answer	Marks				
5(c)(ii)	<table border="1" style="width: 100%; border-collapse: collapse;"> <tr> <td style="width: 50%; padding: 5px;">  number of peaks in carbon-13 NMR = 8 </td> <td style="width: 50%; padding: 5px;">  number of peaks in carbon-13 NMR = 6 </td> </tr> <tr> <td style="width: 50%; padding: 5px;">  number of peaks in carbon-13 NMR = 7 </td> <td style="width: 50%; padding: 5px;">  number of peaks in carbon-13 NMR = 8 </td> </tr> </table> <p style="margin-top: 10px;">Two correct organic products = 1 mark three correct organic products = 2 marks all products linked correctly to NMR = 2 marks</p>	 number of peaks in carbon-13 NMR = 8	 number of peaks in carbon-13 NMR = 6	 number of peaks in carbon-13 NMR = 7	 number of peaks in carbon-13 NMR = 8	4
 number of peaks in carbon-13 NMR = 8	 number of peaks in carbon-13 NMR = 6					
 number of peaks in carbon-13 NMR = 7	 number of peaks in carbon-13 NMR = 8					

Question	Answer	Marks
6(a)	<p>M1 2-chloropropanoic acid > 3-chloropropanoic acid > propanoic acid [1]</p> <p>M2 CH₃CHClCO₂H / ClCH₂CH₂CO₂H (are more acidic) as they contain an electronegative Cl atom so weaken O-H bond / stabilise carboxylate anion [1]</p> <p>M3 CH₃CHClCO₂H (is more acidic than ClCH₂CH₂CO₂H) as the Cl atom is closer to CO₂H so weaken O-H bond more / stabilise carboxylate anion more [1]</p>	3

Question	Answer	Marks												
6(b)(i)	$K_{eq} = 4.07 \times 10^{-3} / 1.78 \times 10^{-4} = 22.9$	1												
6(b)(ii)	3 rd box ticked [to the right] AND as the K_{eq} is greater than one ecf on K_{eq}	1												
6(b)(iii)	<p>pK_a 1.23 $HO_2CCO_2H + H_2O \rightleftharpoons HO_2CCO_2^- + H_3O^+$ OR $HO_2CCO_2H \rightleftharpoons HO_2CCO_2^- + H^+$</p> <p>$pK_a$ 4.19 $HO_2CCO_2^- + H_2O \rightleftharpoons ^-O_2CCO_2^- + H_3O^+$ OR $HO_2CCO_2^- \rightleftharpoons ^-O_2CCO_2^- + H^+$</p>	2												
6(b)(iv)	$pK_a = -\log K_a$	1												
6(c)	<table border="1"> <thead> <tr> <th></th> <th>reagents and conditions</th> <th>observed change</th> </tr> </thead> <tbody> <tr> <td>test 1</td> <td>M1 Tollen's reagent, warm OR Fehling's solution, warm</td> <td>silver mirror (brick)-red ppt.</td> </tr> <tr> <td>test 2</td> <td>M2 aqueous alkaline iodine OR 2,4-DNPH</td> <td>yellow ppt. orange ppt.</td> </tr> <tr> <td>test 3</td> <td>M3 acidified MnO_4^-, warm</td> <td>decolourises (and bubbles)</td> </tr> </tbody> </table> <p>Two correct observations = 1 mark Three correct observations = 2 marks</p>		reagents and conditions	observed change	test 1	M1 Tollen's reagent, warm OR Fehling's solution, warm	silver mirror (brick)-red ppt.	test 2	M2 aqueous alkaline iodine OR 2,4-DNPH	yellow ppt. orange ppt.	test 3	M3 acidified MnO_4^- , warm	decolourises (and bubbles)	5
	reagents and conditions	observed change												
test 1	M1 Tollen's reagent, warm OR Fehling's solution, warm	silver mirror (brick)-red ppt.												
test 2	M2 aqueous alkaline iodine OR 2,4-DNPH	yellow ppt. orange ppt.												
test 3	M3 acidified MnO_4^- , warm	decolourises (and bubbles)												

Question	Answer				Marks																
6(d)	<table border="1" data-bbox="338 213 1178 512"> <thead> <tr> <th data-bbox="338 213 607 316">chemical shift (δ)</th> <th data-bbox="607 213 909 316">environment of the carbon atom</th> <th data-bbox="909 213 1178 316">hybridisation of the carbon atom</th> </tr> </thead> <tbody> <tr> <td data-bbox="338 316 607 379">27</td> <td data-bbox="607 316 909 379">CH₃ circled</td> <td data-bbox="909 316 1178 379">sp³</td> </tr> <tr> <td data-bbox="338 379 607 443">163</td> <td data-bbox="607 379 909 443">COOH circled</td> <td data-bbox="909 379 1178 443">sp²</td> </tr> <tr> <td data-bbox="338 443 607 512">192</td> <td data-bbox="607 443 909 512">C=O(COOH) circled</td> <td data-bbox="909 443 1178 512">sp²</td> </tr> </tbody> </table> <p data-bbox="338 544 869 576">Award one mark for each correct column</p>				chemical shift (δ)	environment of the carbon atom	hybridisation of the carbon atom	27	CH₃ circled	sp ³	163	COOH circled	sp ²	192	C=O(COOH) circled	sp ²	2				
chemical shift (δ)	environment of the carbon atom	hybridisation of the carbon atom																			
27	CH₃ circled	sp ³																			
163	COOH circled	sp ²																			
192	C=O(COOH) circled	sp ²																			
6(e)	<table border="1" data-bbox="338 608 1442 1011"> <thead> <tr> <th data-bbox="338 608 510 710">chemical shift (δ)</th> <th data-bbox="510 608 891 710">group responsible for the peak</th> <th data-bbox="891 608 1072 710">splitting pattern</th> <th data-bbox="1072 608 1442 710">number of ¹H atoms responsible for the peak</th> </tr> </thead> <tbody> <tr> <td data-bbox="338 710 510 778">1.3</td> <td data-bbox="510 710 891 778">alkane / CH / CH₃</td> <td data-bbox="891 710 1072 778">triplet</td> <td data-bbox="1072 710 1442 778">3</td> </tr> <tr> <td data-bbox="338 778 510 880">2.2</td> <td data-bbox="510 778 891 880">CH₃CO or alkyl / CH next to C=O</td> <td data-bbox="891 778 1072 880">singlet</td> <td data-bbox="1072 778 1442 880">3</td> </tr> <tr> <td data-bbox="338 880 510 1011">4.0</td> <td data-bbox="510 880 891 1011">CH₂O or alkyl / CH next to electronegative atom / C=O</td> <td data-bbox="891 880 1072 1011">quartet / quadruplet</td> <td data-bbox="1072 880 1442 1011">2</td> </tr> </tbody> </table> <p data-bbox="338 1043 999 1075">Award one mark for every three correct responses.</p>				chemical shift (δ)	group responsible for the peak	splitting pattern	number of ¹ H atoms responsible for the peak	1.3	alkane / CH / CH ₃	triplet	3	2.2	CH ₃ CO or alkyl / CH next to C=O	singlet	3	4.0	CH ₂ O or alkyl / CH next to electronegative atom / C=O	quartet / quadruplet	2	3
chemical shift (δ)	group responsible for the peak	splitting pattern	number of ¹ H atoms responsible for the peak																		
1.3	alkane / CH / CH ₃	triplet	3																		
2.2	CH ₃ CO or alkyl / CH next to C=O	singlet	3																		
4.0	CH ₂ O or alkyl / CH next to electronegative atom / C=O	quartet / quadruplet	2																		
6(f)	<p data-bbox="338 1114 629 1145">CH AND CH₃ circled</p> <p data-bbox="338 1161 938 1225">these protons do not exchange with D₂O OR OH and NH protons exchange with D₂O</p>				2																
6(g)(i)	<p data-bbox="338 1262 555 1294">$K_w = [D^+][DO^-]$</p>				1																
6(g)(ii)	<p data-bbox="338 1331 808 1362">M1 $[D^+] = \sqrt{1.35 \times 10^{-15}} = 3.67 \times 10^{-8}$</p> <p data-bbox="338 1394 898 1426">M2 pH = -log [D⁺] = 7.4(3) min 2sf</p>				2																

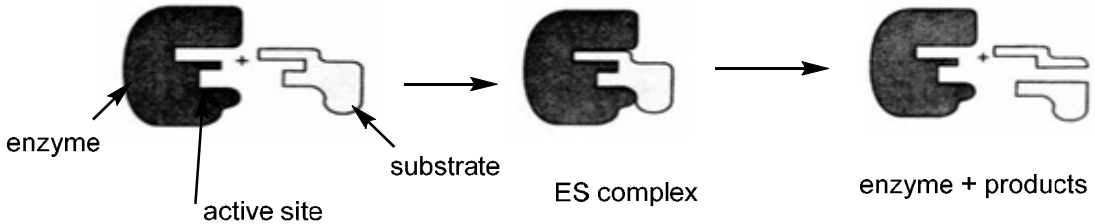
Question	Answer	Marks
7(a)(i)	M1 $K_{sp} = [Ag^+]^2[CO_3^{2-}]$ M2 units = mol ³ dm ⁻⁹	2
7(a)(ii)	$x = \sqrt[3]{6.3 \times 10^{-12}/4} = 1.16 \times 10^{-4}$ (mol dm ⁻³) [Ag ⁺] = $1.16 \times 10^{-4} \times 2 = 2.33 \times 10^{-4}$ (mol dm ⁻³) min 2sf	1
7(a)(iii)	$6.3 \times 10^{-12} = [0.05]^2[CO_3^{2-}]$ [CO ₃ ²⁻] = 2.52 x 10⁻⁹ (mol dm ⁻³) min 2sf	1
7(a)(iv)	M1 $E = E^\ominus + 0.059 \log[Ag^+]$ M2 $E = 0.80 + 0.059 \log(1.2 \times 10^{-4}) = 0.57$ V ecf from (a)(ii) min 2sf	2
7(b)(i)	$\Delta S^\ominus = 72.7 + 56.5 - 96.2 = +33.0$ J K ⁻¹ mol ⁻¹	1
7(b)(ii)	M1 $\Delta G = \Delta H^\ominus - T\Delta S^\ominus$ M2 $\Delta G = (65.5) - (298 \times 0.033) = +55.7$ kJ mol ⁻¹ min 3sf M3 $\Delta G =$ positive so not feasible/spontaneous	3

Question	Answer	Marks
8(a)	M1 a solution that resists changes in pH M2 when small amounts of acid and alkali are added to it	2
8(b)(i)	$K_a = \frac{[NH_3][H^+]}{[NH_4^+]}$	1
8(b)(ii)	M1 $NH_4^+ + OH^- \rightarrow NH_3 + H_2O$ M2 $NH_3 + H_3O^+ \rightarrow NH_4^+ + H_2O$	2

Question	Answer	Marks
8(b)(iii)	<p>M1 moles $\text{NH}_3(\text{initial}) = 0.25 \times 0.80 = 0.200$ AND moles $\text{HCl} = 0.20 \times 0.20 = 0.040$ (= moles $\text{NH}_4^+_{\text{eqm}}$)</p> <p>M2 moles $\text{NH}_3(\text{eqm}) = 0.20 - 0.04 = 0.160$ $[\text{H}^+] = (5.6 \times 10^{-10} \times 0.04)/(0.16) = 1.4 \times 10^{-10}$ (mol dm^{-3}) ecf on M1</p> <p>M3 $\text{pH} = -\log(1.4 \times 10^{-10}) = 9.85$ ecf on M2 min 2sf</p>	3

Question	Answer	Marks
9(a)	<p>M1 data seen $\text{H}_2\text{O}_2/\text{H}_2\text{O} +1.77\text{V}$ and $\text{MnO}_2/\text{Mn}^{2+} +1.23\text{V}$ and $\text{O}_2/\text{H}_2\text{O}_2 +0.68\text{V}$ OR $E_{\text{cell}} = 0.55\text{V}$ (first step) and 0.54V (second step)</p> <p>M2 $\text{MnO}_2 + \text{H}_2\text{O}_2 + 2\text{H}^+ \rightarrow \text{Mn}^{2+} + \text{O}_2 + 2\text{H}_2\text{O}$</p> <p>M3 $\text{Mn}^{2+} + \text{H}_2\text{O}_2 \rightarrow \text{MnO}_2 + 2\text{H}^+$</p>	3
9(b)	rate = $2.0 \times 10^{-6} \times 0.75 = 1.5 \times 10^{-6}$	1
9(c)(i)	slowest step in overall reaction	1
9(c)(ii)	<p>$\text{H}_2\text{O}_2 + 2\text{H}^+ + 2\text{I}^- \rightarrow \text{I}_2 + 2\text{H}_2\text{O}$</p> <p>OR $\text{H}_2\text{O}_2 + 2\text{HI} \rightarrow \text{I}_2 + 2\text{H}_2\text{O}$</p>	1
9(c)(iii)	$\text{H}_2\text{O}_2 = 1$ AND $\text{I}^- = 1$ AND $\text{H}^+ = 0$	1

Question	Answer	Marks
10(a)	+4 and any of +1, +2, +3	1
10(b)	close similarity of energy of the 4s and 3d sub-shells	1

Question	Answer	Marks
10(c)	<p>diagrams</p>  <p>The diagram illustrates the enzyme-catalyzed reaction in three stages. In the first stage, an enzyme (represented by a dark grey shape with a white 'E' and a notch) and a substrate (a white shape with a protrusion) are shown. Labels 'enzyme' and 'substrate' point to their respective shapes, and 'active site' points to the notch on the enzyme. An arrow points to the second stage, the 'ES complex', where the substrate is bound within the enzyme's active site. A second arrow points to the final stage, 'enzyme + products', where the enzyme is released and the substrate has been converted into two separate product pieces.</p> <p>M1 (can be in words or diagram) substrate shape is complementary to active site</p> <p>M2 (can be in words or diagram) the substrate bind / bonds / fits into the active site</p> <p>M3 (can be in words or diagram) products are released</p> <p>M4 (words) lower E_A / bonds weakened (in substrate) Any three points</p>	3