



UNIVERSITY OF CAMBRIDGE INTERNATIONAL EXAMINATIONS  
General Certificate of Education  
Advanced Subsidiary Level and Advanced Level

CANDIDATE  
NAME

CENTRE  
NUMBER

--	--	--	--	--	--

CANDIDATE  
NUMBER

--	--	--	--

**CHEMISTRY**

**9701/32**

Advanced Practical Skills

**May/June 2011**

**2 hours**

Candidates answer on the Question Paper.

Additional Materials: As listed in the Instructions to Supervisors

**READ THESE INSTRUCTIONS FIRST**

Write your Centre number, candidate number and name on all the work you hand in.  
Give details of the practical session and laboratory where appropriate, in the boxes provided.  
Write in dark blue or black pen.  
You may use a soft pencil for any diagrams, graphs or rough working.  
Do not use staples, paper clips, highlighters, glue or correction fluid.  
**DO NOT WRITE IN ANY BARCODES.**

Answer **all** questions.

You may lose marks if you do not show your working or if you do not use appropriate units.  
Use of a Data Booklet is unnecessary.

Qualitative Analysis Notes are printed on pages 11 and 12.

At the end of the examination, fasten all your work securely together.  
The number of marks is given in brackets [ ] at the end of each question or part question.

<b>Session</b>	
<b>Laboratory</b>	

<b>For Examiner's Use</b>	
<b>1</b>	
<b>2</b>	
<b>3</b>	
<b>Total</b>	

This document consists of **12** printed pages.



- 1 Many solid salts exist as hydrates. One example is washing soda – hydrated sodium carbonate,  $\text{Na}_2\text{CO}_3 \cdot x\text{H}_2\text{O}$ .

For  
Examiner's  
Use


You are to determine the value of  $x$  in  $\text{Na}_2\text{CO}_3 \cdot x\text{H}_2\text{O}$  by titration with hydrochloric acid.

**FB 1** is hydrated sodium carbonate,  $\text{Na}_2\text{CO}_3 \cdot x\text{H}_2\text{O}$ .

**FB 2** is  $0.200 \text{ mol dm}^{-3}$  hydrochloric acid,  $\text{HCl}$ .

methyl orange indicator

The equation for the reaction between hydrated sodium carbonate and hydrochloric acid is shown below.



**(a) Method**

- Weigh the tube containing **FB 1**, the hydrated sodium carbonate. Record the mass in the space below.
- Add all the **FB 1** into a  $250 \text{ cm}^3$  glass beaker. Reweigh the tube containing any residual **FB 1**. Record the mass in the space below.
- Calculate and record the mass of **FB 1** used.

mass of **FB 1** used = ..... g

- Use the  $50 \text{ cm}^3$  measuring cylinder to add, in total, about  $100 \text{ cm}^3$  of distilled water to the beaker.
- Stir with a glass rod until all the solid has dissolved.
- Pour the solution from the beaker into the  $250 \text{ cm}^3$  graduated (volumetric) flask.
- Wash out the beaker thoroughly with distilled water and add the washings to the graduated flask.
- Make up the contents of the graduated flask to the  $250 \text{ cm}^3$  mark with distilled water.
- Shake the flask to mix the solution of **FB 1**.
- Pipette  $25.0 \text{ cm}^3$  of your solution of **FB 1** into a conical flask.
- Add to the flask a few drops of methyl orange indicator and place the flask on a white tile.
- Fill the burette with hydrochloric acid, **FB 2**.
- Titrate the solution of **FB 1** with the acid until the end-point is reached.

You should perform a **rough titration**.

In the space below record your burette readings for this rough titration.

*For  
Examiner's  
Use*

The rough titre is ..... cm<sup>3</sup>.

- Carry out as many accurate titrations as you think necessary to obtain consistent results.
- Make certain any recorded results show the precision of your practical work.
- Record, in an appropriate form below, all your burette readings and the volume of **FB 2** added in each accurate titration.

I	
II	
III	
IV	
V	
VI	
VII	

[7]

- (b) From your accurate titration results, obtain a suitable value to be used in your calculations. Show clearly how you obtained this value.

25.0 cm<sup>3</sup> of **FB 1** required ..... cm<sup>3</sup> of **FB 2**. [1]

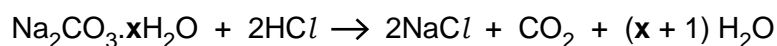
**(c) Calculations**For  
Examiner's  
Use

Show your working and appropriate significant figures in the final answer to **each** step of your calculations.

- (i) Calculate how many moles of  $\text{HCl}$  were present in the volume of **FB 2** calculated in (b).

..... mol of  $\text{HCl}$

- (ii) Calculate how many moles of  $\text{Na}_2\text{CO}_3 \cdot x\text{H}_2\text{O}$  were present in  $25.0\text{cm}^3$  of the solution of **FB 1**.



..... mol of  $\text{Na}_2\text{CO}_3 \cdot x\text{H}_2\text{O}$

- (iii) Calculate how many moles of  $\text{Na}_2\text{CO}_3 \cdot x\text{H}_2\text{O}$  were present in  $250\text{cm}^3$  of the solution of **FB 1**.

..... mol of  $\text{Na}_2\text{CO}_3 \cdot x\text{H}_2\text{O}$

- (iv) Use the mass of **FB 1** that you weighed out to calculate the relative formula mass of  $\text{Na}_2\text{CO}_3 \cdot x\text{H}_2\text{O}$ .

relative formula mass = .....

I	
II	
III	
IV	
V	
VI	

- (v) Calculate the value of  $x$  in  $\text{Na}_2\text{CO}_3 \cdot x\text{H}_2\text{O}$ .  
[ $A_r$ : H, 1.0; C, 12.0; O, 16.0; Na, 23.0]

For  
Examiner's  
Use

$x = \dots\dots\dots$  [6]

- (d) The error in a single burette reading is  $\pm 0.05\text{cm}^3$ .

What is the percentage error in the titre volume calculated in (b)?

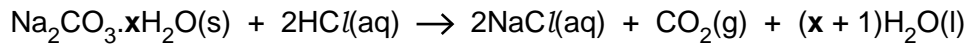
percentage error =  $\dots\dots\dots$  % [1]

[Total: 15]

- 2 You are to determine the enthalpy change for the reaction of hydrated sodium carbonate,  $\text{Na}_2\text{CO}_3 \cdot x\text{H}_2\text{O}$ , with hydrochloric acid,  $\text{HCl}(\text{aq})$ .

For  
Examiner's  
Use

The equation for this reaction is shown below.



**FB 3** is hydrated sodium carbonate,  $\text{Na}_2\text{CO}_3 \cdot x\text{H}_2\text{O}$ .

**FB 4** is  $4.00 \text{ mol dm}^{-3}$  hydrochloric acid,  $\text{HCl}$ .

**Make sure that in this experiment you use the hydrochloric acid labelled FA 4.**

**(a) Method**

- Support the plastic cup in a  $250 \text{ cm}^3$  beaker.
- Use a measuring cylinder to transfer  $25 \text{ cm}^3$  of **FB 4** into the plastic cup.
- Tilt the beaker so that the bulb of the thermometer is covered by the solution.
- Measure and record the temperature of the solution.
- Measure and record the mass of the tube containing **FB 3**.
- **Carefully** tip all the hydrated sodium carbonate from the weighed tube into the plastic cup.
- **There will be effervescence. Add the solid in small portions with constant stirring using the thermometer.**
- Record the lowest temperature obtained.
- Reweigh the tube containing any residual **FB 3**.

In the space below, record, in an appropriate form,

- both balance readings,
- both temperature measurements,
- the mass of **FB 3** used in the experiment,
- the fall in temperature.

[5]

I	
II	
III	
IV	
V	

**(b) Calculation**

Show your working and express your answers to **three** significant figures.

- (i) Calculate the heat energy change involved in the reaction.  
(You may assume that  $4.3 \text{ J}$  are required to change the temperature of  $1.0 \text{ cm}^3$  of any solution by  $1.0 \text{ }^\circ\text{C}$ .)

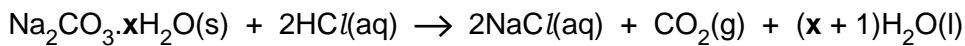
heat energy produced = ..... J

- (ii) Calculate the number of moles of  $\text{Na}_2\text{CO}_3 \cdot x\text{H}_2\text{O}$  you used in **2(a)**.  
 You will need to use the relative formula mass you calculated in **1(c)(v)**.  
 If you were unable to calculate the relative formula mass in **1(c)**, assume it is 259  
 but note that this is **not** the correct value.

For  
Examiner's  
Use

..... mol of  $\text{Na}_2\text{CO}_3 \cdot x\text{H}_2\text{O}$

- (iii) Calculate the enthalpy change, in  $\text{kJ mol}^{-1}$ , for the following reaction.



I	
II	
III	
IV	

enthalpy change = .....  $\text{kJ mol}^{-1}$   
*sign value*

[4]

- (c) In experiments carried out to determine enthalpy changes, heat transfer between the surroundings and the reactants is a significant source of error. This problem can be limited by improved insulation.

Apart from modifications made to minimise heat transfer, suggest **one** possible improvement you could make to the apparatus or procedure to make the determination of the enthalpy change more accurate.

.....  
 .....  
 ..... [1]

[Total: 10]

### 3 Qualitative Analysis

For  
Examiner's  
Use

At each stage of any test you are to record details of the following.

- colour changes seen
- the formation of any precipitate
- the solubility of such precipitates in an excess of the reagent added

Where gases are released they should be identified by a test, **described in the appropriate place in your observations.**

You should indicate clearly at what stage in a test a change occurs.

Marks are **not** given for chemical equations.

**No additional tests for ions present should be attempted.**

**If any solution is warmed, a boiling tube MUST be used.**

Rinse and reuse test-tubes and boiling tubes where possible.

**Where reagents are selected for use in a test, the full name or correct formula of the reagents must be given.**

- (a) (i) You are provided with three solutions **FB 5**, **FB 6** and **FB 7**, each of which contains a single cation. One of these cations is aluminium, one is magnesium and the other is lead.

Use the information in the Qualitative Analysis Notes on page 11 to select reagents that would enable you to determine the cation in **FB 5**, **FB 6** and **FB 7**.

reagents .....

Carry out suitable tests and record the results of your experiments in an appropriate form in the space below.

[4]

I	
II	
III	
IV	



(ii) Complete the table below.

For  
Examiner's  
Use

	<b>FB 5</b>	<b>FB 6</b>	<b>FB 7</b>
<i>cation</i>			

What is the **minimum** evidence from your observations, that enables you to identify these cations?

The minimum evidence for the cation in **FB 5** is .....

.....

The minimum evidence for the cation in **FB 6** is .....

.....

The minimum evidence for the cation in **FB 7** is .....

.....

[4]

I	
II	
III	
IV	

(b) You are provided with solid **FB 8**.

Carry out the tests and complete the following table.

For  
Examiner's  
Use

<i>test</i>	<i>observations</i>
(i) To a spatula measure of <b>FB 8</b> , in a test-tube, add about a 1 cm depth of distilled water to make a solution. To this solution add 4 pieces of magnesium ribbon.	
(ii) To a small spatula measure of <b>FB 8</b> , in a boiling tube, add 3 cm depth of aqueous sodium hydroxide.  Warm gently and carefully.	
(iii) To a spatula measure of <b>FB 8</b> , in a test-tube, add about a 1 cm depth of distilled water to make a solution. To this solution add an equal volume of aqueous sodium hydroxide.  ..... To this mixture add a small volume of hydrogen peroxide.	

I	
II	
III	
IV	
V	
VI	
VII	

Identify the metal ion present in **FB 8**.

metal ion = .....

State the change in oxidation number (state) of this metal ion that is occurring in test (i).

oxidation number (state) changes from ..... to .....

State the change in oxidation number (state) of this metal ion that is occurring in test (iii).

oxidation number (state) changes from ..... to .....

[7]

[Total: 15]

## Qualitative Analysis Notes

Key: [ppt. = precipitate.]

## 1 Reactions of aqueous cations

ion	reaction with	
	NaOH(aq)	NH <sub>3</sub> (aq)
aluminium, Al <sup>3+</sup> (aq)	white ppt. soluble in excess	white ppt. insoluble in excess
ammonium, NH <sub>4</sub> <sup>+</sup> (aq)	no ppt. ammonia produced on heating	–
barium, Ba <sup>2+</sup> (aq)	no ppt. (if reagents are pure)	no ppt.
calcium, Ca <sup>2+</sup> (aq)	white ppt. with high [Ca <sup>2+</sup> (aq)]	no ppt.
chromium(III), Cr <sup>3+</sup> (aq)	grey-green ppt. soluble in excess giving dark green solution	grey-green ppt. insoluble in excess
copper(II), Cu <sup>2+</sup> (aq)	pale blue ppt. insoluble in excess	blue ppt. soluble in excess giving dark blue solution
iron(II), Fe <sup>2+</sup> (aq)	green ppt. turning brown on contact with air insoluble in excess	green ppt. turning brown on contact with air insoluble in excess
iron(III), Fe <sup>3+</sup> (aq)	red-brown ppt. insoluble in excess	red-brown ppt. insoluble in excess
lead(II), Pb <sup>2+</sup> (aq)	white ppt. soluble in excess	white ppt. insoluble in excess
magnesium, Mg <sup>2+</sup> (aq)	white ppt. insoluble in excess	white ppt. insoluble in excess
manganese(II), Mn <sup>2+</sup> (aq)	off-white ppt. rapidly turning brown on contact with air insoluble in excess	off-white ppt. rapidly turning brown on contact with air insoluble in excess
zinc, Zn <sup>2+</sup> (aq)	white ppt. soluble in excess	white ppt. soluble in excess

[Lead(II) ions can be distinguished from aluminium ions by the insolubility of lead(II) chloride.]

## 2 Reactions of anions

<i>ion</i>	<i>reaction</i>
carbonate, $\text{CO}_3^{2-}$	$\text{CO}_2$ liberated by dilute acids
chromate(VI), $\text{CrO}_4^{2-}$ (aq)	yellow solution turns orange with $\text{H}^+(\text{aq})$ ; gives yellow ppt. with $\text{Ba}^{2+}(\text{aq})$ ; gives bright yellow ppt. with $\text{Pb}^{2+}(\text{aq})$
chloride, $\text{Cl}^-$ (aq)	gives white ppt. with $\text{Ag}^+(\text{aq})$ (soluble in $\text{NH}_3(\text{aq})$ ); gives white ppt. with $\text{Pb}^{2+}(\text{aq})$
bromide, $\text{Br}^-$ (aq)	gives cream ppt. with $\text{Ag}^+(\text{aq})$ (partially soluble in $\text{NH}_3(\text{aq})$ ); gives white ppt. with $\text{Pb}^{2+}(\text{aq})$
iodide, $\text{I}^-$ (aq)	gives yellow ppt. with $\text{Ag}^+(\text{aq})$ (insoluble in $\text{NH}_3(\text{aq})$ ); gives yellow ppt. with $\text{Pb}^{2+}(\text{aq})$
nitrate, $\text{NO}_3^-$ (aq)	$\text{NH}_3$ liberated on heating with $\text{OH}^-(\text{aq})$ and <i>Al</i> foil
nitrite, $\text{NO}_2^-$ (aq)	$\text{NH}_3$ liberated on heating with $\text{OH}^-(\text{aq})$ and <i>Al</i> foil; $\text{NO}$ liberated by dilute acids (colourless $\text{NO} \rightarrow$ (pale) brown $\text{NO}_2$ in air)
sulfate, $\text{SO}_4^{2-}$ (aq)	gives white ppt. with $\text{Ba}^{2+}(\text{aq})$ or with $\text{Pb}^{2+}(\text{aq})$ (insoluble in excess dilute strong acids)
sulfite, $\text{SO}_3^{2-}$ (aq)	$\text{SO}_2$ liberated with dilute acids; gives white ppt. with $\text{Ba}^{2+}(\text{aq})$ (soluble in excess dilute strong acids)

## 3 Tests for gases

<i>gas</i>	<i>test and test result</i>
ammonia, $\text{NH}_3$	turns damp red litmus paper blue
carbon dioxide, $\text{CO}_2$	gives a white ppt. with limewater (ppt. dissolves with excess $\text{CO}_2$ )
chlorine, $\text{Cl}_2$	bleaches damp litmus paper
hydrogen, $\text{H}_2$	“pops” with a lighted splint
oxygen, $\text{O}_2$	relights a glowing splint
sulfur dioxide, $\text{SO}_2$	turns acidified aqueous potassium dichromate(VI) from orange to green

Permission to reproduce items where third-party owned material protected by copyright is included has been sought and cleared where possible. Every reasonable effort has been made by the publisher (UCLES) to trace copyright holders, but if any items requiring clearance have unwittingly been included, the publisher will be pleased to make amends at the earliest possible opportunity.

University of Cambridge International Examinations is part of the Cambridge Assessment Group. Cambridge Assessment is the brand name of University of Cambridge Local Examinations Syndicate (UCLES), which is itself a department of the University of Cambridge.