



UNIVERSITY OF CAMBRIDGE INTERNATIONAL EXAMINATIONS
General Certificate of Education Ordinary Level

CANDIDATE NAME

CENTRE NUMBER

CANDIDATE NUMBER



PHYSICS

5054/42

Paper 4 Alternative to Practical

May/June 2013

1 hour

Candidates answer on the Question Paper.

No Additional Materials are required.

READ THESE INSTRUCTIONS FIRST

Write your Centre number, candidate number and name on all the work you hand in.
Write in dark blue or black pen.
You may use a pencil for any diagrams, graphs or rough working.
Do not use staples, paper clips, highlighters, glue or correction fluid.
DO NOT WRITE IN ANY BARCODES.

Answer **all** questions.

Electronic calculators may be used.
You may lose marks if you do not show your working or if you do not use appropriate units.

At the end of the examination, fasten all your work securely together.
The number of marks is given in brackets [] at the end of each question or part question.

This document consists of **8** printed pages.



1 A student determines the focal length of a lens.

The apparatus is set up as shown in Fig. 1.1.

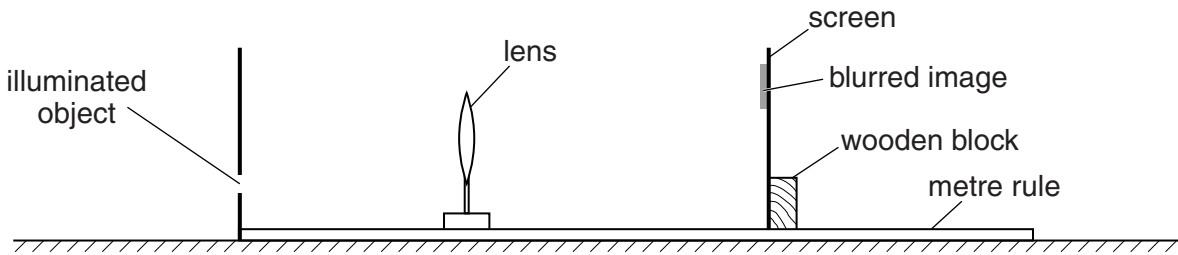


Fig. 1.1 (not to scale)

The illuminated object is fixed at the 0cm mark on the metre rule.

The perpendicular distance u of the object from the lens is fixed at 15.0cm.

(a) On Fig. 1.1, mark u and label it 15.0cm. [1]

(b) The image on the screen is not clear and the centre of the image is above the centre of the lens.

Explain how the apparatus is adjusted

(i) to produce a focussed image on the screen,

.....
 [1]

(ii) so that the centre of the image is level with the centre of the lens.

.....
 [1]

(c) The image on the screen is in focus.

The student measures the distance from the object to the screen.

Fig. 1.2 shows an enlarged view of part of the screen and the metre rule.

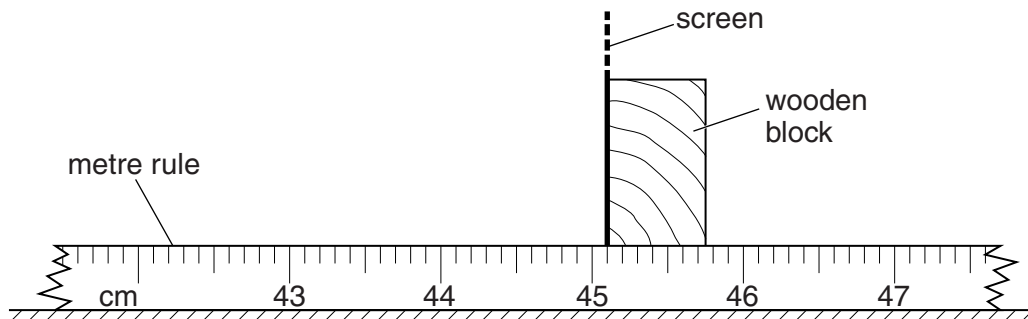


Fig. 1.2

(i) State the reading on the metre rule at the position of the screen.

reading = [1]

(ii) Use your answer to (c)(i) to calculate the distance v of the image from the lens.

$v = \dots\dots\dots$ [1]

For
Examiner's
Use

(d) The student repeats the experiment for increasing values of u . The results are recorded in Fig. 1.3.

u/cm	v/cm
20.0	19.8
25.0	16.5
30.0	15.1
35.0	14.2
40.0	13.3

Fig. 1.3

(i) In the spaces in Fig. 1.3, write your value of v from (c)(ii) and the corresponding value of u . [1]

(ii) On Fig. 1.4, plot the graph of v/cm on the y -axis against u/cm on the x -axis. Start your graph from $v = 10\text{ cm}$ and $u = 10\text{ cm}$. Draw a curved line of best fit.




Fig. 1.4

[4]

(e) Suggest two practical techniques that the student uses to make the readings for v as accurate as possible.

For
Examiner's
Use

1.

.....

2.

.....

[2]

(f) When $u = v$, theory shows that the focal length f of the lens is given by $f = u/2$.

Use your graph to determine a value for f .

$f =$ [1]

- 2 A student walks to school. He sketches a distance-time graph of his journey. Fig. 2.1 shows the first part of the journey.

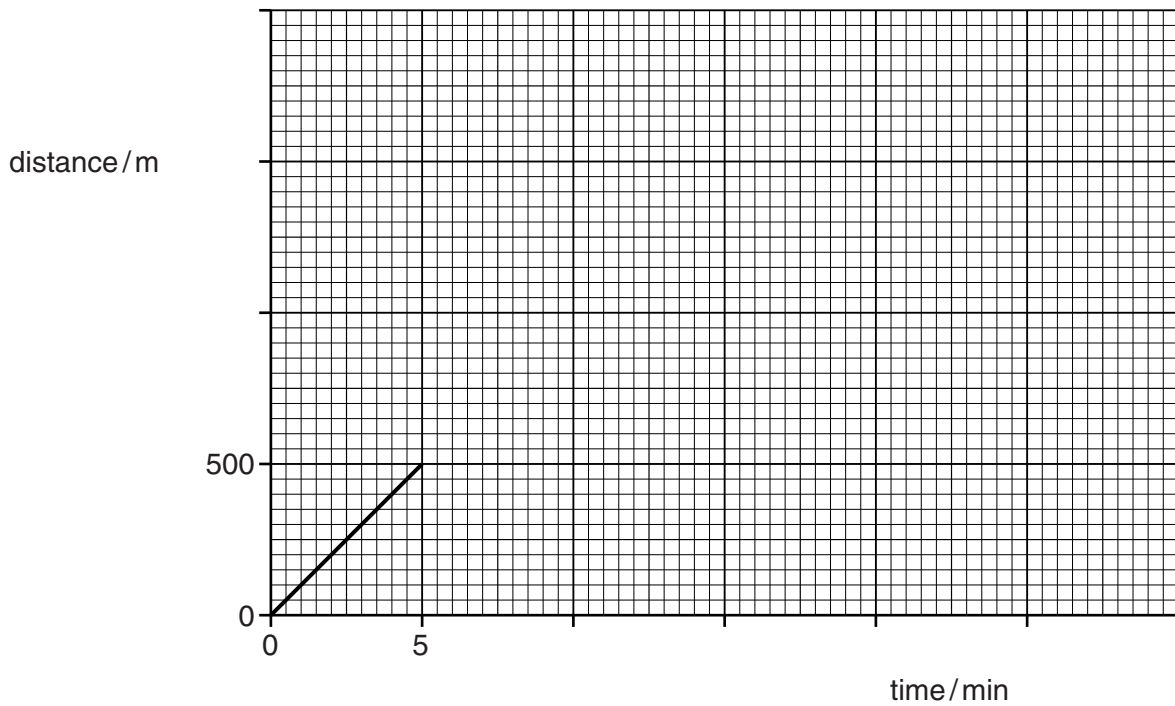


Fig. 2.1

He walks 500m in the first 5 minutes, as shown on Fig. 2.1.

He then meets a friend and, as they talk, they take 10 minutes to walk the next 500m at constant speed.

They then stop for 7 minutes to look at some fish in a river. They run at constant speed for the last 500m so as not to be late for school.

The total journey time of the student is 25 minutes.

- (a) (i) On Fig. 2.1, plot the remainder of the journey. [3]

- (ii) State the total distance the student travels to school.

distance = [1]

- (b) Suggest a method of measuring the distance travelled by the student to the school.

.....

 [1]

- (c) Without calculating any values, explain how the graph is used to find his fastest speed.

.....
 [1]

3 Fig. 3.1 shows a bottle with a solid glass stopper.

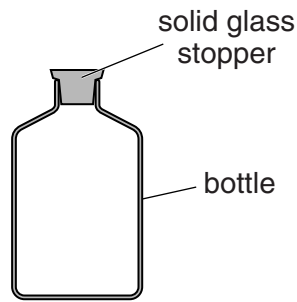


Fig. 3.1

(a) (i) Describe a laboratory experiment to determine the volume of the glass stopper.

In your answer, state clearly

- the equipment used,
- the readings taken,
- how the volume is calculated.

.....

.....

.....

.....

..... [3]

(ii) Describe one way to make the measurement of the volume accurate.

.....

.....

..... [1]

(b) To determine the density of the glass in the stopper, one more quantity must be measured. State the name of this quantity and the instrument used to measure it.

quantity:

measuring instrument:

[1]

- 4 A solar cell converts light energy into electrical energy.
A student investigates the maximum e.m.f. produced by a solar cell in the laboratory.

Fig. 4.1 shows the symbol for a solar cell.

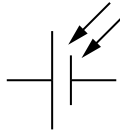


Fig. 4.1

- (a) The student uses a voltmeter to measure the e.m.f. produced by the solar cell.

- (i) Draw a diagram of the circuit he uses. Include a switch in the circuit.

[1]

- (ii) When the student closes the switch, he notices that the voltmeter needle moves backwards, as shown in Fig. 4.2.

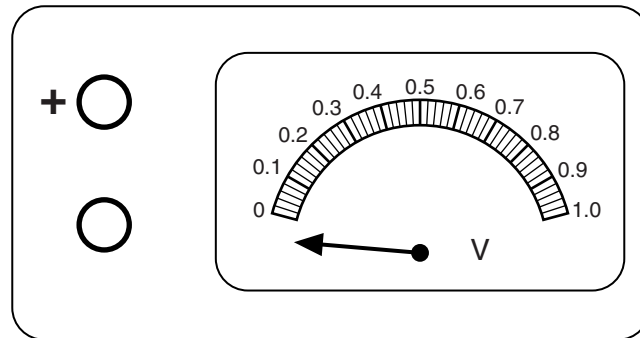


Fig. 4.2

Explain why this happens and how the student can correct this.

.....
..... [2]

- (iii) The student corrects the problem and, when the switch is closed, the voltmeter now reads 0.96V.
On Fig. 4.2, mark the new position of the needle. [1]

Question 4 continues on page 8.

- (b) To investigate the solar cell, the student uses light entering the laboratory through a window.

*For
Examiner's
Use*

When the student moves his head to read the voltmeter, there is a large decrease in the reading.

Suggest a reason for this, and explain how the student can prevent this happening when he moves.

.....

.....

..... [2]

Permission to reproduce items where third-party owned material protected by copyright is included has been sought and cleared where possible. Every reasonable effort has been made by the publisher (UCLES) to trace copyright holders, but if any items requiring clearance have unwittingly been included, the publisher will be pleased to make amends at the earliest possible opportunity.

University of Cambridge International Examinations is part of the Cambridge Assessment Group. Cambridge Assessment is the brand name of University of Cambridge Local Examinations Syndicate (UCLES), which is itself a department of the University of Cambridge.