

Write your name here

Surname

Other names

**Pearson Edexcel**  
**International GCSE**

Centre Number

--	--	--	--	--	--

Candidate Number

--	--	--	--	--

# Chemistry

**Unit: 4CH0**

**Science (Double Award) 4SC0**

**Paper: 1CR**

Thursday 18 May 2017 – Morning

**Time: 2 hours**

Paper Reference

**4CH0/1CR**  
**4SC0/1CR**

**You must have:**

Ruler

Calculator

Total Marks

## Instructions

- Use **black** ink or ball-point pen.
- **Fill in the boxes** at the top of this page with your name, centre number and candidate number.
- Answer **all** questions.
- Answer the questions in the spaces provided  
– *there may be more space than you need.*
- Show all the steps in any calculations and state the units.
- Some questions must be answered with a cross in a box ☒. If you change your mind about an answer, put a line through the box ~~☒~~ and then mark your new answer with a cross ☒.

## Information

- The total mark for this paper is 120.
- The marks for **each** question are shown in brackets  
– *use this as a guide as to how much time to spend on each question.*

## Advice

- Read each question carefully before you start to answer it.
- Write your answers neatly and in good English.
- Try to answer every question.
- Check your answers if you have time at the end.

Turn over ►

P48442A

©2017 Pearson Education Ltd.

1/1/1/1/



Pearson

# THE PERIODIC TABLE

0

7

6

5

4

3

Group

2

1

Period

4	He	2
Helium		

1	H	1
Hydrogen		

7	Li	3	9	Be	4	20	Ne	10	
Lithium		Beryllium		Neon		Neon		Neon	
23	Na	11	24	Mg	12	31	P	15	
Sodium		Magnesium		Phosphorus		Phosphorus		Phosphorus	
39	K	19	40	Ca	20	73	Ge	32	
Potassium		Calcium		Germanium		Germanium		Germanium	
86	Rb	37	88	Sr	38	115	In	49	
Rubidium		Strontium		Indium		Indium		Indium	
133	Cs	55	139	La	57	204	Tl	81	
Caesium		Lanthanum		Thallium		Thallium		Thallium	
223	Fr	87	226	Ra	88	201	Hg	80	
Francium		Radium		Mercury		Mercury		Mercury	
48	Ti	22	45	Sc	21	59	Co	27	
Titanium		Scandium		Cobalt		Cobalt		Cobalt	
91	Zr	40	93	Nb	41	103	Rh	45	
Zirconium		Niobium		Rhodium		Rhodium		Rhodium	
179	Hf	72	181	Ta	73	192	Ir	77	
Hafnium		Tantalum		Iridium		Iridium		Iridium	
137	Ba	56	184	W	74	195	Pt	78	
Barium		Tungsten		Platinum		Platinum		Platinum	
227	Ac	89	227	Fr	87	201	Hg	80	
Actinium		Francium		Mercury		Mercury		Mercury	
65	Zn	30	63.5	Cu	29	112	Cd	48	
Zinc		Copper		Cadmium		Cadmium		Cadmium	
75	As	33	75	Se	34	127	I	53	
Arsenic		Selenium		Iodine		Iodine		Iodine	
84	Kr	36	84	Kr	36	131	Xe	54	
Krypton		Krypton		Xenon		Xenon		Xenon	

Key

Relative atomic mass
Symbol
Name
Atomic number

DO NOT WRITE IN THIS AREA

DO NOT WRITE IN THIS AREA

DO NOT WRITE IN THIS AREA



DO NOT WRITE IN THIS AREA

DO NOT WRITE IN THIS AREA

DO NOT WRITE IN THIS AREA

**BLANK PAGE**



**Answer ALL questions.**

1 Bromine is an element in Group 7 of the Periodic Table.

(a) Which of these is the formula for a molecule of bromine?

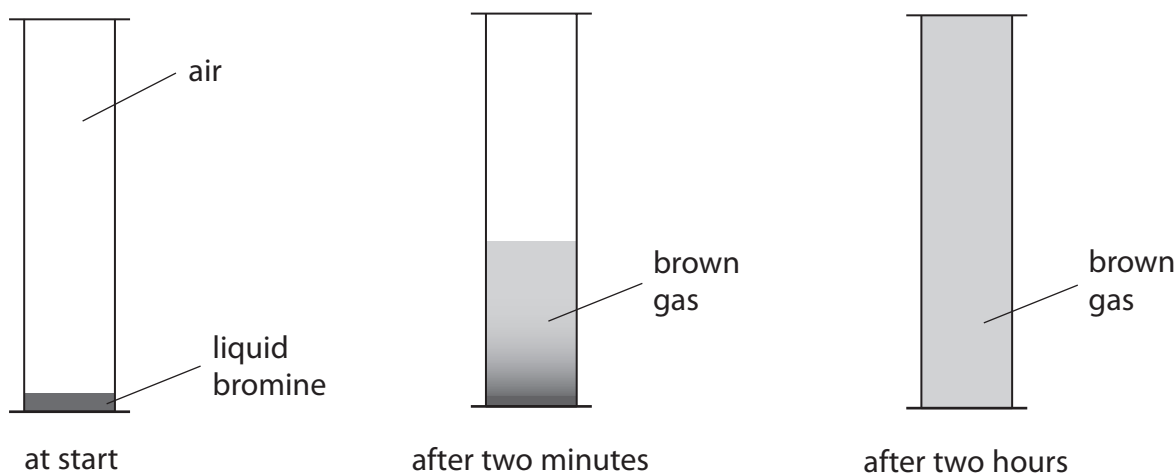
(1)

- A 2Br
- B Br<sup>2</sup>
- C Br2
- D Br<sub>2</sub>

(b) A small amount of liquid bromine is placed in a gas jar containing air. The jar is then sealed.

After two minutes, a brown gas is seen just above the surface of the liquid.

After two hours, the whole gas jar is full of the brown gas.



(i) Which of these is the process that causes the brown gas to fill the gas jar?

(1)

- A condensation
- B diffusion
- C evaporation
- D sublimation

DO NOT WRITE IN THIS AREA

DO NOT WRITE IN THIS AREA

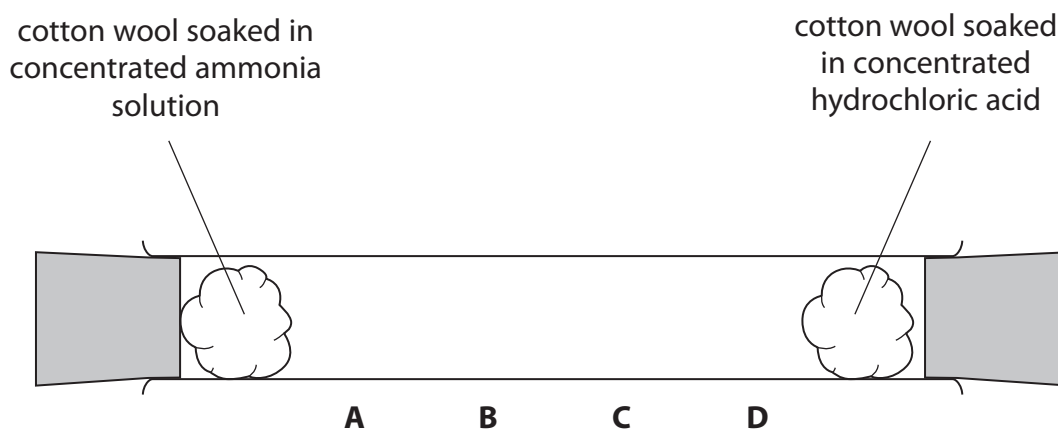
DO NOT WRITE IN THIS AREA



(ii) Explain, using the particle theory, the observations seen in the gas jar. (2)

(2)

(c) This apparatus is used to demonstrate the movement of ammonia gas and hydrogen chloride gas.



The gases are given off by the solutions at each end of the tube.

When the gases meet, they form a white solid.

Which letter shows the position where the white solid forms? (1)

(1)

- A
- B
- C
- D

(Total for Question 1 = 5 marks)



2 Iron is a metal that has many uses.  
One problem with iron is that it can rust when exposed to air.

(a) Name the two substances that must be present in air for iron to rust.

(2)

1 .....

2 .....

(b) These are four methods of preventing iron from rusting

- painting
- oiling
- galvanising
- coating in plastic

The table lists three items made from iron.

Complete the table by giving the best method of preventing each item from rusting.

You may use each method once, more than once or not at all.

(3)

Item	Method
bicycle chain	
bridge	
car body	

(c) Which of these metals is used to galvanise iron?

(1)

- A aluminium
- B lead
- C tin
- D zinc

**(Total for Question 2 = 6 marks)**

DO NOT WRITE IN THIS AREA

DO NOT WRITE IN THIS AREA

DO NOT WRITE IN THIS AREA



- 3 (a) The box shows some methods that can be used to separate mixtures.

crystallisation	dissolving	filtration
fractional distillation	paper chromatography	simple distillation

The table lists some separations.

Complete the table by giving the best method for each separation.

You may use each method once, more than once or not at all.

(4)

Separation	Method
to obtain sand from a mixture of sand and water	
to separate crude oil into its components	
to obtain pure water from sea water	
to obtain ethanol from a mixture of ethanol and water	

- (b) When a mixture of ethanol and water is separated, two colourless liquids, A and B, are obtained.

Liquid A is ethanol containing a small amount of water.

Liquid B is pure water.

- (i) Describe a chemical test to show that liquid A contains water.

(2)

.....

.....

.....

.....

- (ii) Describe a physical test to show that liquid B is pure water.

(2)

.....

.....

.....

.....

(Total for Question 3 = 8 marks)



4 The Periodic Table consists of elements arranged in order of increasing atomic number.

(a) (i) What is meant by the term **atomic number**?

(1)

- A the number of neutrons in an atom
- B the number of protons in an atom
- C the number of protons plus the number of electrons in an atom
- D the number of protons plus the number of neutrons in an atom

(ii) Elements in the same group of the Periodic Table have similar chemical properties.

This is because their atoms contain the same number of

(1)

- A protons
- B neutrons
- C electrons in the outer shell
- D protons and neutrons

(b) The elements in the periods of the Periodic Table show a change in properties across the period from left to right.

The table gives information about some elements in Period 2.

	Li	Be	B	C	N	F
melting point	low	high	high			
structure		giant	giant			molecular
acid-base character of the oxide		basic	acidic			

Complete the table by writing one of these words in each blank space.

- high or low for melting point
- giant or molecular for structure
- acidic or basic for acid-base character of the oxide

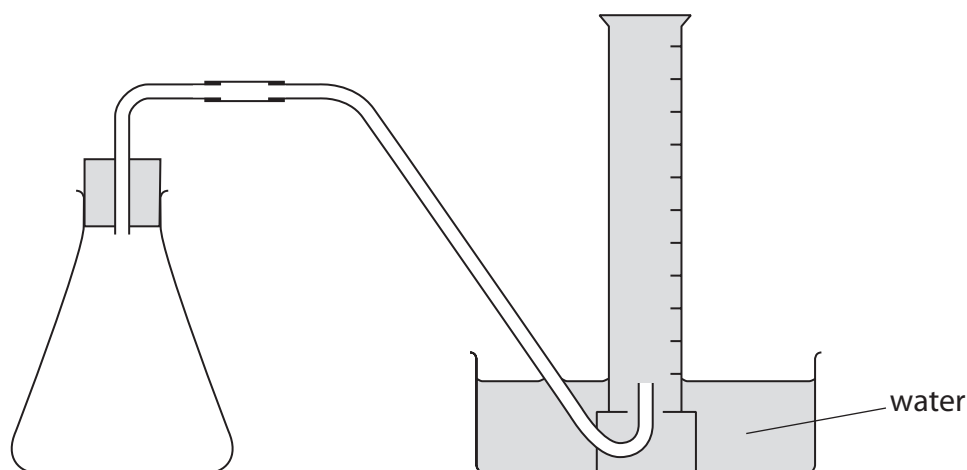
(3)

(Total for Question 4 = 5 marks)





- 5 A student uses this apparatus to investigate the rate of reaction between an excess of magnesium and two different dilute acids, X and Y.



This is the method given to the student.

- place 0.5g of magnesium ribbon into the conical flask
- use a measuring cylinder to add 50 cm<sup>3</sup> of dilute acid X and then replace the bung
- record the total volume of gas collected every 20 seconds for two minutes
- repeat the method using 50 cm<sup>3</sup> of dilute acid Y instead of dilute acid X
- in each experiment, keep the temperature the same and the magnesium in excess

(a) The student decides to use a burette, rather than a measuring cylinder, to add the acid to the conical flask.

- (i) Using a burette would be an improvement only if another change is made to the method.

State the other change needed to the method.

(1)

- (ii) State the advantage of using a burette.

(1)



DO NOT WRITE IN THIS AREA

DO NOT WRITE IN THIS AREA

DO NOT WRITE IN THIS AREA

(b) The table shows the student's results.

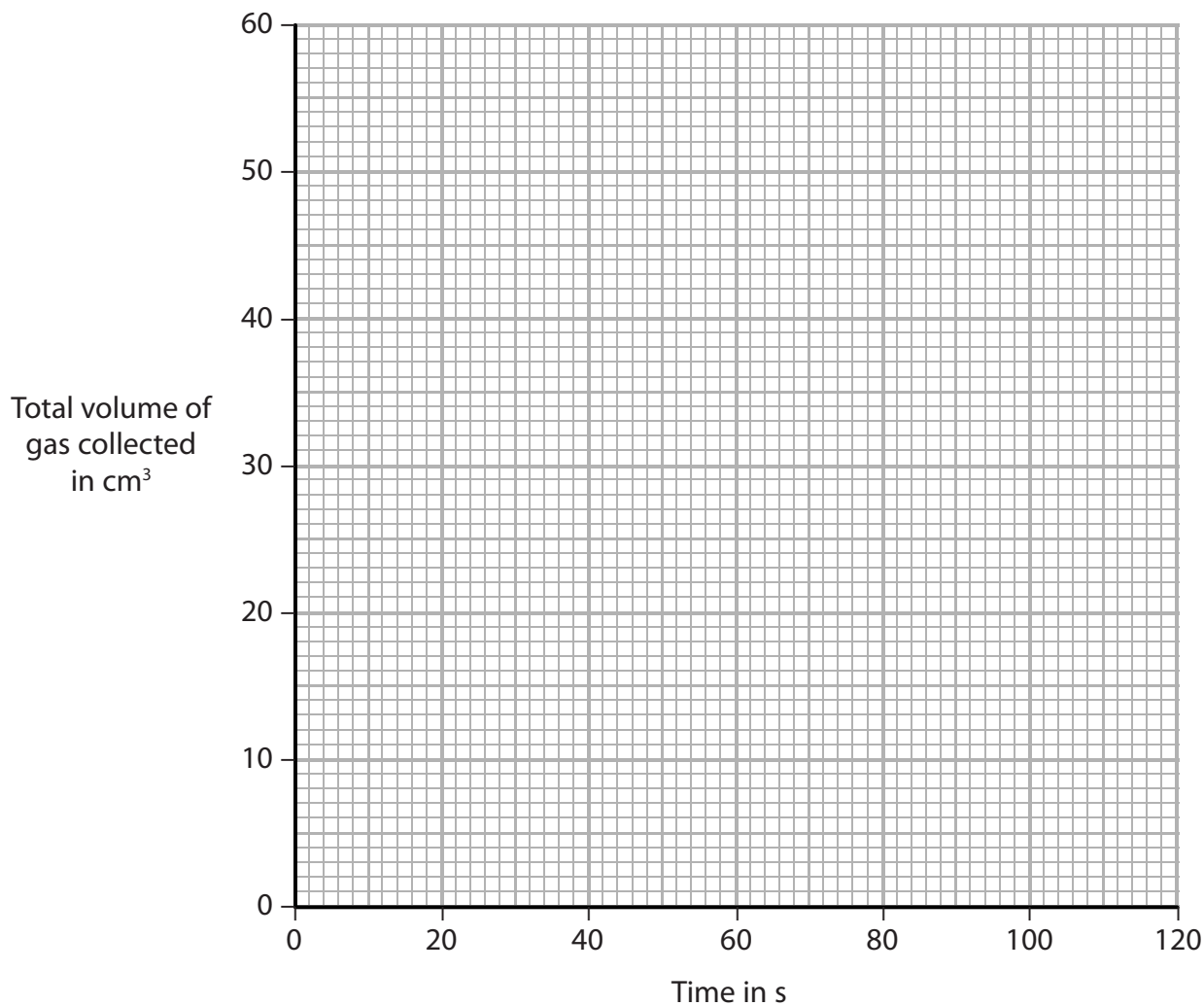
	Time in s	0	20	40	60	80	100	120
Acid X	Total volume of gas collected in cm <sup>3</sup>	0	6	11	15	18	20	21
Acid Y	Total volume of gas collected in cm <sup>3</sup>	0	12	22	30	37	43	48

Plot the results for each acid on the grid.

Draw a curve of best fit for each set of points.

Label each curve as acid X or acid Y.

(4)



(c) Explain how the curves show which acid has the greater concentration.

(2)

.....

.....

.....

.....

.....

.....

(d) Use the graph to find the total volume of gas collected at 70 s for acid X.

Show on the graph how you obtained your answer.

(2)

volume of gas = ..... cm<sup>3</sup>

(e) The average (mean) rate of the reaction for acid Y can be calculated using the expression

$$\text{average rate} = \frac{\text{total volume of gas collected}}{\text{time to collect the gas}}$$

Calculate the average rate, in cm<sup>3</sup>/s, for the first 30 s for acid Y.

(2)

average rate = ..... cm<sup>3</sup>/s

**(Total for Question 5 = 12 marks)**

DO NOT WRITE IN THIS AREA

DO NOT WRITE IN THIS AREA

DO NOT WRITE IN THIS AREA



DO NOT WRITE IN THIS AREA

DO NOT WRITE IN THIS AREA

DO NOT WRITE IN THIS AREA

**BLANK PAGE**



DO NOT WRITE IN THIS AREA

DO NOT WRITE IN THIS AREA

DO NOT WRITE IN THIS AREA

6 Copper and iron are metals. They have the typical properties of metals, including a high melting point and good electrical conductivity.

(a) (i) Draw a labelled diagram to show the arrangement of the particles involved in the bonding within a metal.

(3)

(ii) Explain why metals have good electrical conductivity.

(2)

.....

.....

.....

.....

(iii) Suggest why some metals have high melting points.

(2)

.....

.....

.....

.....

(b) Copper and iron both form compounds containing ions with a 2+ charge.

Sodium hydroxide is used to distinguish between solutions containing  $\text{Cu}^{2+}$  and  $\text{Fe}^{2+}$  ions.

What would be observed when aqueous sodium hydroxide is added separately to each solution?

(2)

$\text{Cu}^{2+}$  .....

$\text{Fe}^{2+}$  .....



(c) Copper can be found naturally as a pure metal.

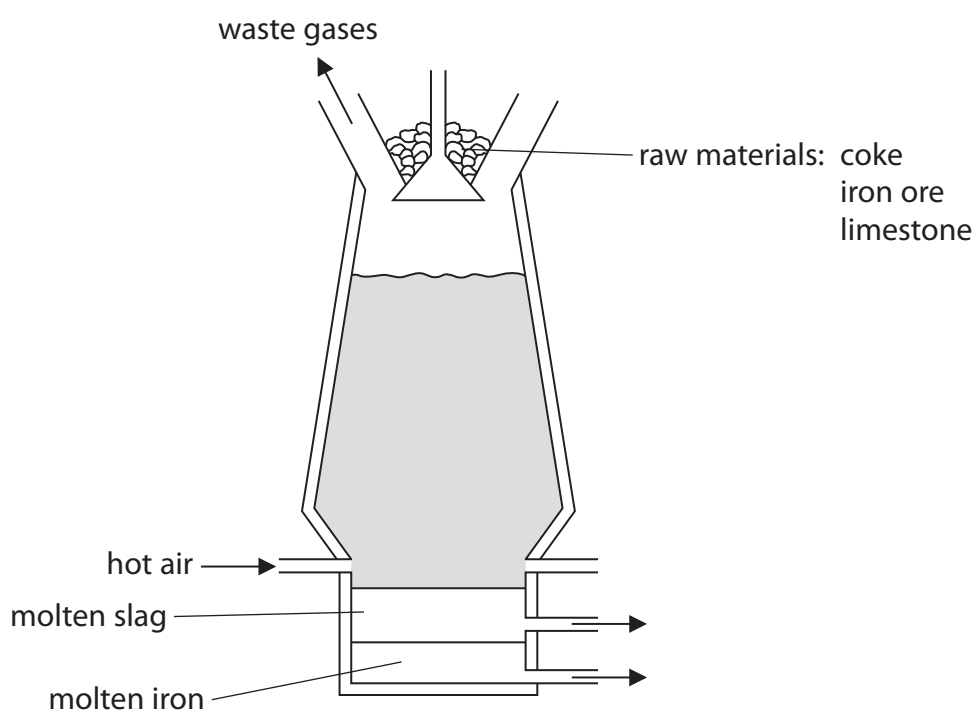
Iron is found only in compounds and has to be extracted by chemical reactions.

(i) Suggest why copper can be found as a pure metal.

(1)

(ii) The most common method of extracting iron is by the reduction of iron(III) oxide in a blast furnace.

The diagram shows a blast furnace.

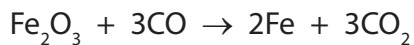


Write a chemical equation to show how carbon monoxide forms in the blast furnace.

(1)



(iii) The equation for the reaction between iron(III) oxide and carbon monoxide is



Explain which element is reduced in this reaction.

(2)

.....

.....

.....

.....

(iv) Describe how molten slag forms in the blast furnace.

(2)

.....

.....

.....

.....

.....

.....

.....

**(Total for Question 6 = 15 marks)**

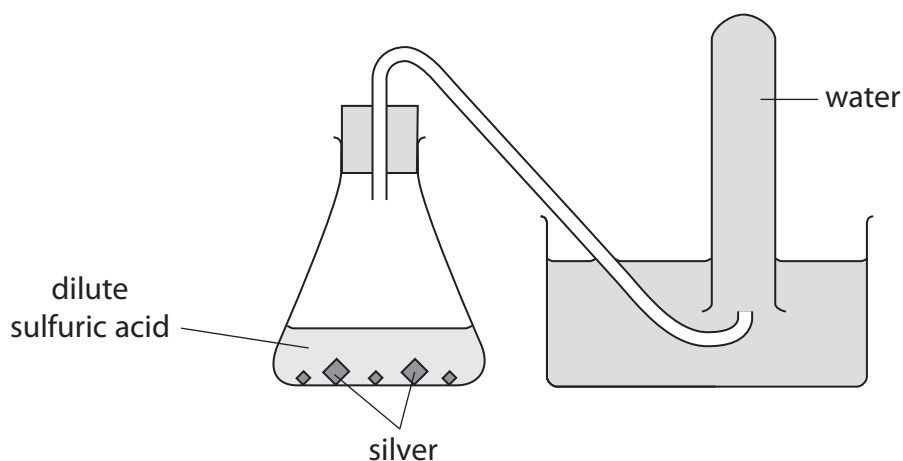
DO NOT WRITE IN THIS AREA

DO NOT WRITE IN THIS AREA

DO NOT WRITE IN THIS AREA



7 The diagram shows how a student attempts to prepare some hydrogen gas.



(a) (i) State why no hydrogen is produced.

(1)

(ii) Which of these pairs of chemicals could be used to **safely** prepare hydrogen?

(1)

- A copper and dilute sulfuric acid
- B gold and dilute hydrochloric acid
- C potassium and dilute hydrochloric acid
- D zinc and dilute sulfuric acid

DO NOT WRITE IN THIS AREA

DO NOT WRITE IN THIS AREA

DO NOT WRITE IN THIS AREA





(b) In an experiment, the student then successfully prepares some hydrogen and measures the volume of hydrogen collected.

She does the same experiment four times.

The table shows her results.

Experiment	Volume of hydrogen collected in cm <sup>3</sup>
1	64
2	67
3	40
4	63

(i) Explain which experiment produces an anomalous result.

(1)

.....

.....

.....

.....

(ii) Calculate the average (mean) volume of hydrogen collected.

(2)

average volume = ..... cm<sup>3</sup>

(iii) Give a reason why it is important for the student to repeat the experiment.

(1)

.....

.....

**(Total for Question 7 = 6 marks)**

DO NOT WRITE IN THIS AREA

DO NOT WRITE IN THIS AREA

DO NOT WRITE IN THIS AREA



8 When iodine reacts with an excess of chlorine at  $-80^{\circ}\text{C}$ , a compound forms.

The percentage composition by mass of this compound is

$$\text{I} = 54.4\% \quad \text{Cl} = 45.6\%$$

(a) Show, by calculation, that the empirical formula of this compound is  $\text{ICl}_3$  (2)

(b) The molecular formula of this compound is  $\text{I}_2\text{Cl}_6$

$\text{I}_2\text{Cl}_6$  is a yellow solid at room temperature and forms a liquid when heated. A dynamic equilibrium exists in this liquid, represented by this equation.



(i) When a reaction is in dynamic equilibrium, the forward and backward reactions occur at the same time.

State two other features of a reaction that is in dynamic equilibrium. (2)

1 .....

.....

2 .....

.....

(ii) Suggest why liquid  $\text{I}_2\text{Cl}_6$  conducts electricity, but solid  $\text{I}_2\text{Cl}_6$  does not. (2)

.....

.....

.....

.....

.....

.....

(Total for Question 8 = 6 marks)

DO NOT WRITE IN THIS AREA

DO NOT WRITE IN THIS AREA

DO NOT WRITE IN THIS AREA



DO NOT WRITE IN THIS AREA

DO NOT WRITE IN THIS AREA

DO NOT WRITE IN THIS AREA

**BLANK PAGE**

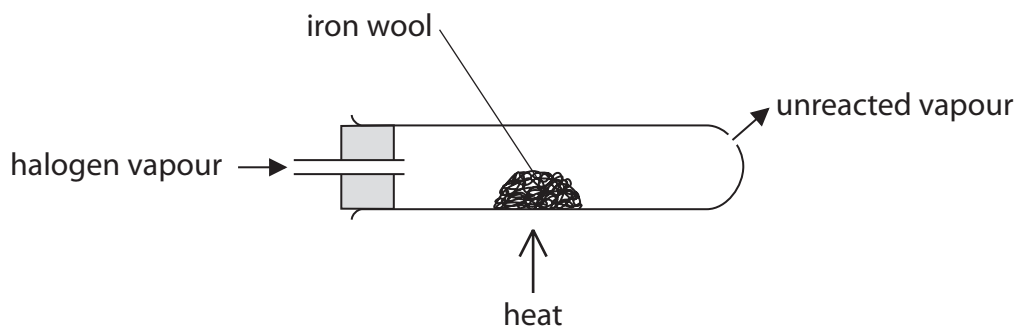


P 4 8 4 4 2 A 0 1 9 3 6

9 Bromine, chlorine and iodine are halogens in Group 7 of the Periodic Table.

The three halogens have similar chemical properties but different reactivities.

(a) A teacher uses this apparatus to demonstrate the difference in reactivity between these halogens.



The teacher does each experiment in a fume cupboard.

The table shows the observation for each halogen.

Halogen	Observation
bromine	the iron wool glows brightly
chlorine	the iron wool glows very brightly
iodine	the iron wool glows dimly

(i) Suggest why the teacher uses a fume cupboard.

(1)

(ii) Use the information in the table to explain the order of reactivity of the three halogens.

(2)

DO NOT WRITE IN THIS AREA

DO NOT WRITE IN THIS AREA

DO NOT WRITE IN THIS AREA



- (iii) A student states that the order of reactivity cannot be found from this experiment because bromine is a liquid, chlorine is a gas and iodine is a solid at room temperature.

Evaluate the student's statement.

(2)

.....

.....

.....

.....

.....

.....

- (b) Bromine, chlorine and iodine all react with hydrogen.

In each reaction, a hydrogen halide (HX) is formed, where X represents the halogen.

- (i) Write a chemical equation for the reaction between hydrogen and bromine.

(1)

.....

- (ii) Draw a dot and cross diagram to represent a molecule of hydrogen chloride, HCl.

Show only the outer shell electrons.

(2)

- (iii) Name the solution formed when hydrogen chloride dissolves in water.

(1)

.....

**(Total for Question 9 = 9 marks)**

---

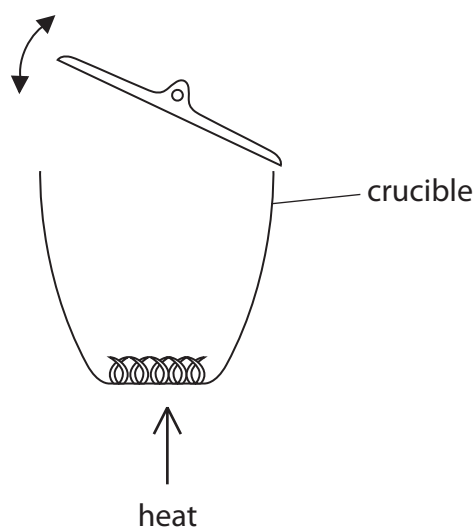
DO NOT WRITE IN THIS AREA

DO NOT WRITE IN THIS AREA

DO NOT WRITE IN THIS AREA



- 10 A student uses this apparatus to find the mass of magnesium oxide that forms when a strip of magnesium ribbon is burned in air.



This is the student's method.

- weigh an empty crucible and lid
  - place a coiled strip of freshly cleaned magnesium ribbon in the crucible
  - weigh the crucible, lid and ribbon
  - heat the crucible strongly for several minutes, lifting the lid and quickly replacing it several times
  - leave the crucible, lid and contents to cool and then reweigh
- (a) (i) Describe the appearance of the freshly cleaned magnesium ribbon and the appearance of the magnesium oxide that forms.

(2)

magnesium ribbon .....

.....

magnesium oxide .....

.....

DO NOT WRITE IN THIS AREA

DO NOT WRITE IN THIS AREA

DO NOT WRITE IN THIS AREA



- (ii) Explain why the student lifts the lid and quickly replaces it several times during the experiment.

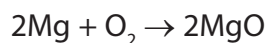
(2)

lifts lid .....

replaces lid .....

- (b) Calculate the mass of oxygen required to completely react with 0.6 g of magnesium to form magnesium oxide.

The equation for the reaction is



(2)

mass of oxygen = ..... g

- (c) The mass of magnesium oxide that forms is less than expected.

This could be because some of the magnesium reacts with nitrogen to form magnesium nitride,  $\text{Mg}_3\text{N}_2$

Write a chemical equation for the reaction between magnesium and nitrogen to form magnesium nitride.

(1)

**(Total for Question 10 = 7 marks)**

DO NOT WRITE IN THIS AREA

DO NOT WRITE IN THIS AREA

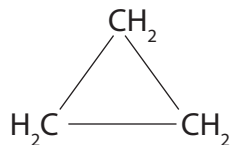
DO NOT WRITE IN THIS AREA



11 The alkanes are a homologous series of hydrocarbons.

The cycloalkanes are another homologous series of hydrocarbons, where the carbon atoms are arranged in a ring structure.

Cyclopropane is the simplest cycloalkane. It can be represented as



The tables give the names and molecular formulae of the first three members of each series.

Name of alkane	Molecular formula
methane	$\text{CH}_4$
ethane	$\text{C}_2\text{H}_6$
propane	$\text{C}_3\text{H}_8$

Name of cycloalkane	Molecular formula
cyclopropane	$\text{C}_3\text{H}_6$
cyclobutane	$\text{C}_4\text{H}_8$
cyclopentane	$\text{C}_5\text{H}_{10}$

(a) One feature of a homologous series is that each member has the same general formula.

(i) What is the general formula for the homologous series of alkanes?

(1)

- A  $\text{C}_n\text{H}_n$
- B  $\text{C}_n\text{H}_{2n-2}$
- C  $\text{C}_n\text{H}_{2n}$
- D  $\text{C}_n\text{H}_{2n+2}$

(ii) What is the general formula for the homologous series of cycloalkanes?

Use the information from the cycloalkane table to help you answer the question.

(1)

- A  $\text{C}_n\text{H}_n$
- B  $\text{C}_n\text{H}_{2n-2}$
- C  $\text{C}_n\text{H}_{2n}$
- D  $\text{C}_n\text{H}_{2n+2}$





(iii) State two other features of a homologous series of compounds.

(2)

1 .....

.....

2 .....

.....

(b) Alkanes and cycloalkanes are saturated hydrocarbons.

(i) State what is meant by the term **saturated**.

(1)

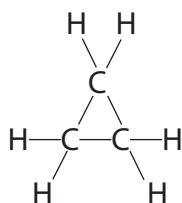
.....

.....

(ii) Draw the displayed formula for ethane,  $C_2H_6$

(1)

(iii) The displayed formula for cyclopropane is



Draw a displayed formula for cyclobutane,  $C_4H_8$

(1)

DO NOT WRITE IN THIS AREA

DO NOT WRITE IN THIS AREA

DO NOT WRITE IN THIS AREA

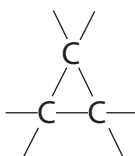


- (c) The reaction between cyclopropane and bromine is similar to the reaction between methane and bromine.

One product of the reaction between cyclopropane and bromine is hydrogen bromide, HBr.

- (i) State the condition required for this reaction to occur. (1)

- (ii) Complete the displayed formula for the other product of this reaction. (1)



(Total for Question 11 = 9 marks)



DO NOT WRITE IN THIS AREA

DO NOT WRITE IN THIS AREA

DO NOT WRITE IN THIS AREA

**BLANK PAGE**



P 4 8 4 4 2 A 0 2 7 3 6

**12** A student is given a mixture of two solid ionic compounds, A and B. Each solid contains one cation and one anion.

Compound A is insoluble in water.

Compound B is soluble in water.

(a) Describe how the student could separate the mixture to obtain solid A and a solution of B. (2)

.....

.....

.....

.....

(b) The table shows the results of two tests the student does on a solution of B.

	Test	Observation
<b>Test 1</b>	add sodium hydroxide solution and warm	bubbles of gas that turn damp red litmus blue
<b>Test 2</b>	add silver nitrate solution	white precipitate forms
	add dilute nitric acid to the white precipitate	precipitate does not dissolve

(i) Use the information in the table to identify the cation and the anion present in compound B.

(2)

cation .....

anion .....

(ii) Identify the gas given off in test 1.

(1)

.....

DO NOT WRITE IN THIS AREA

DO NOT WRITE IN THIS AREA

DO NOT WRITE IN THIS AREA



(c) The student adds dilute hydrochloric acid to solid A.

A gas that turns limewater milky is given off.

(i) Explain which anion is present in solid A.

(2)

.....

.....

.....

.....

(ii) Give a test to show that solid A contains calcium ions.

(2)

test .....

.....

result .....

.....

**(Total for Question 12 = 9 marks)**

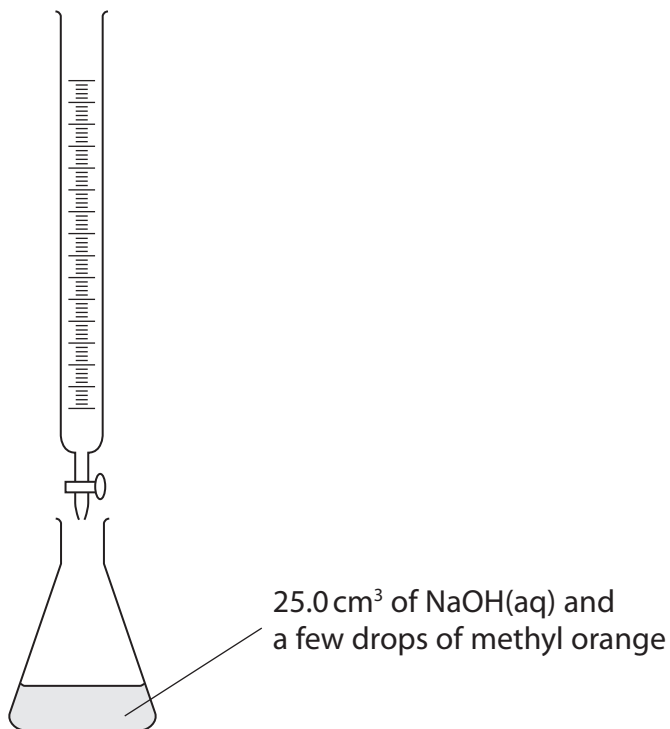
DO NOT WRITE IN THIS AREA

DO NOT WRITE IN THIS AREA

DO NOT WRITE IN THIS AREA



13 This apparatus can be used to find the volume of dilute sulfuric acid needed to neutralise 25.0 cm<sup>3</sup> of aqueous sodium hydroxide, NaOH.



(a) Describe how to use the apparatus to find the volume of dilute sulfuric acid needed to neutralise the sodium hydroxide.

Assume that the apparatus is clean and does not need rinsing.

(4)

.....

.....

.....

.....

.....

.....

.....

.....

.....

.....

.....

DO NOT WRITE IN THIS AREA

DO NOT WRITE IN THIS AREA

DO NOT WRITE IN THIS AREA

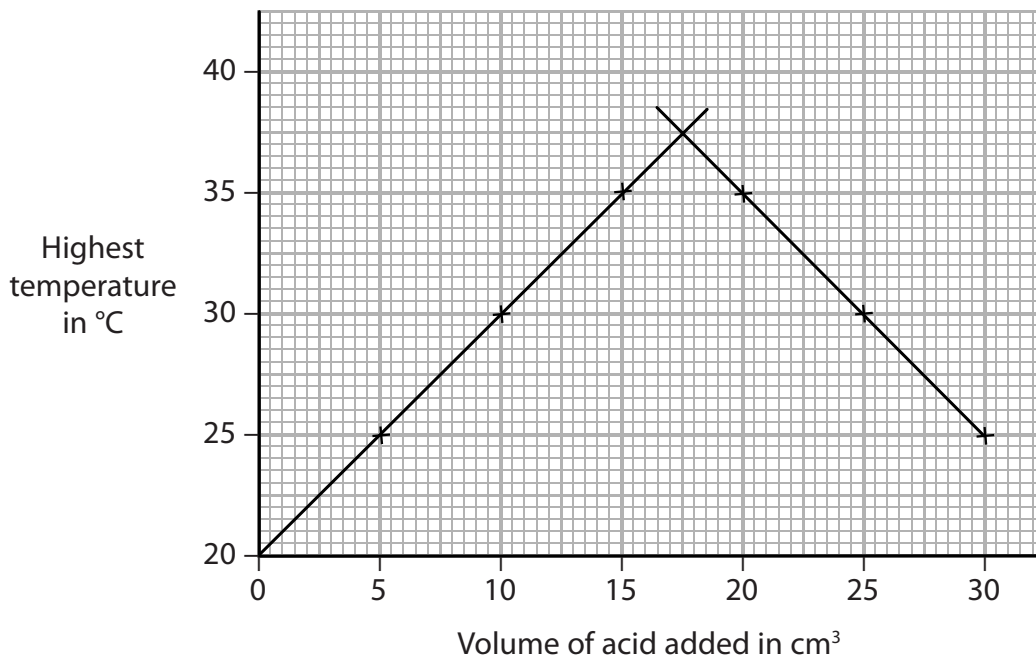


(b) The volume of dilute sulfuric acid needed can also be found by measuring the highest temperature reached when the two solutions are mixed.

In a series of experiments, different volumes of dilute sulfuric acid are added separately to 25.0 cm<sup>3</sup> samples of aqueous sodium hydroxide.

The graph shows the highest temperatures in each experiment.

In each reaction, the starting temperatures of the two solutions are the same.



Use the graph to answer these questions.

(i) State the starting temperature of each experiment. (1)

starting temperature = ..... °C

(ii) Find the volume of acid required to exactly neutralise the sodium hydroxide. (1)

volume of acid = ..... cm<sup>3</sup>

(iii) Find the two different volumes of acid that produce an increase in temperature of 10°C. (1)

..... and .....

**(Total for Question 13 = 7 marks)**

DO NOT WRITE IN THIS AREA



14 Lithium is an element in Group 1 of the Periodic Table.

Lithium is stored in oil to prevent it from coming into contact with air and water.

(a) When a piece of lithium is removed from the oil, dried and cut, the exposed surface (1)

- A bubbles and fizzes
- B changes from shiny to dull
- C bursts into flame
- D does not change

(b) When lithium is added to cold water in a beaker, hydrogen forms.

(i) State the test for hydrogen. (1)

.....

.....

(ii) A few drops of phenolphthalein indicator are added to the solution in the beaker.

Explain why the phenolphthalein turns pink. (2)

.....

.....

.....

.....

DO NOT WRITE IN THIS AREA

DO NOT WRITE IN THIS AREA

DO NOT WRITE IN THIS AREA





(c) The table shows some information about lithium oxide and lithium carbonate.

Complete the table by giving the two missing formulae.

(2)

Name of compound	Formula of compound	Formula of cation in compound	Formula of anion in compound
lithium oxide		Li <sup>+</sup>	O <sup>2-</sup>
lithium carbonate	Li <sub>2</sub> CO <sub>3</sub>	Li <sup>+</sup>	

(d) Caesium is another element in Group 1 of the Periodic Table.

(i) The table below lists some statements about the reaction of caesium with cold water compared to the reaction of lithium with cold water.

Place ticks (✓) in the boxes to show the two correct statements.

(2)

the reaction with caesium is more vigorous	
the reaction with caesium produces a different gas	
the reaction with caesium produces an acidic solution	
the reaction with caesium produces a different compound	
the reaction of caesium is endothermic	

(ii) Write a chemical equation for the reaction of caesium with water.

(2)

(Total for Question 14 = 10 marks)

DO NOT WRITE IN THIS AREA

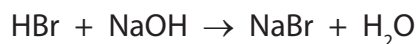
DO NOT WRITE IN THIS AREA

DO NOT WRITE IN THIS AREA



15 Hydrobromic acid can be neutralised by adding sodium hydroxide solution.

The equation for the reaction is



A solution of hydrobromic acid has a concentration of  $0.200 \text{ mol/dm}^3$ .

- (a) Calculate the amount, in moles, of HBr in  $20.0 \text{ cm}^3$  of the hydrobromic acid solution. (2)

amount of HBr = ..... mol

- (b) Calculate the volume of  $0.100 \text{ mol/dm}^3$  sodium hydroxide solution needed to exactly neutralise the hydrobromic acid.

Give the unit.

(2)

volume of sodium hydroxide = .....

- (c) In another neutralisation reaction, a student uses  $30.0 \text{ cm}^3$  of  $0.200 \text{ mol/dm}^3$  aqueous sodium hydroxide solution.

Calculate the mass of sodium hydroxide contained in this solution.

(2)

mass of sodium hydroxide = ..... g

**(Total for Question 15 = 6 marks)**

**TOTAL FOR PAPER = 120 MARKS**

DO NOT WRITE IN THIS AREA

DO NOT WRITE IN THIS AREA

DO NOT WRITE IN THIS AREA



DO NOT WRITE IN THIS AREA

DO NOT WRITE IN THIS AREA

DO NOT WRITE IN THIS AREA

**BLANK PAGE**



P 4 8 4 4 2 A 0 3 5 3 6

DO NOT WRITE IN THIS AREA

DO NOT WRITE IN THIS AREA

DO NOT WRITE IN THIS AREA

**BLANK PAGE**

Every effort has been made to contact copyright holders to obtain their permission for the use of copyright material. Pearson Education Ltd. will, if notified, be happy to rectify any errors or omissions and include any such rectifications in future editions.

