



Cambridge International Examinations
Cambridge Ordinary Level

CANDIDATE
NAME

CENTRE
NUMBER

--	--	--	--	--

CANDIDATE
NUMBER

--	--	--	--



MATHEMATICS (SYLLABUS D)

4024/21

Paper 2

May/June 2016

2 hours 30 minutes

Candidates answer on the Question Paper.

Additional Materials: Geometrical instruments
 Electronic calculator

READ THESE INSTRUCTIONS FIRST

Write your Centre number, candidate number and name on all the work you hand in.

Write in dark blue or black pen.

You may use a pencil for any diagrams or graphs.

Do not use staples, paper clips, glue or correction fluid.

DO **NOT** WRITE IN ANY BARCODES.

Section A

Answer **all** questions.

Section B

Answer any **four** questions.

If working is needed for any question it must be shown in the space below that question.

Omission of essential working will result in loss of marks.

You are expected to use an electronic calculator to evaluate explicit numerical expressions.

If the degree of accuracy is not specified in the question, and if the answer is not exact, give the answer to three significant figures. Give answers in degrees to one decimal place.

For π , use either your calculator value or 3.142, unless the question requires the answer in terms of π .

The number of marks is given in brackets [] at the end of each question or part question.

The total of the marks for this paper is 100.

This document consists of **23** printed pages and **1** blank page.

Section A [52 marks]

Answer **all** questions in this section.

1 A shopkeeper buys some plates from a manufacturer for \$12 each.

(a) The manufacturer makes a profit of 60%.

Calculate the cost of manufacturing each plate.

Answer \$ [2]

(b) The shopkeeper sells each plate for \$17.40.

Calculate the percentage profit made by the shopkeeper.

Answer% [2]

(c) In a sale, each plate is reduced from \$17.40 to \$11.31.

Calculate the percentage discount given.

Answer% [2]

- (d) The shopkeeper buys 100 plates at \$12 each.
He sells 60 plates at \$17.40 each and x plates at \$11.31 each.
The shopkeeper makes a profit of at least 10%.

Find the least possible value of x .

Answer [3]

2 (a) Solve the equation $\frac{p-1}{7-p} = 5$.

Answer [2]

(b) Simplify $\left(\frac{9ab^6}{a^3b^2}\right)^{\frac{1}{2}}$.

Answer [2]

(c) Simplify $\frac{q^2 - q^3}{3 - 3q}$.

Answer [2]

(d) (i) Factorise $4t^2 + 35t - 9$.

Answer [2]

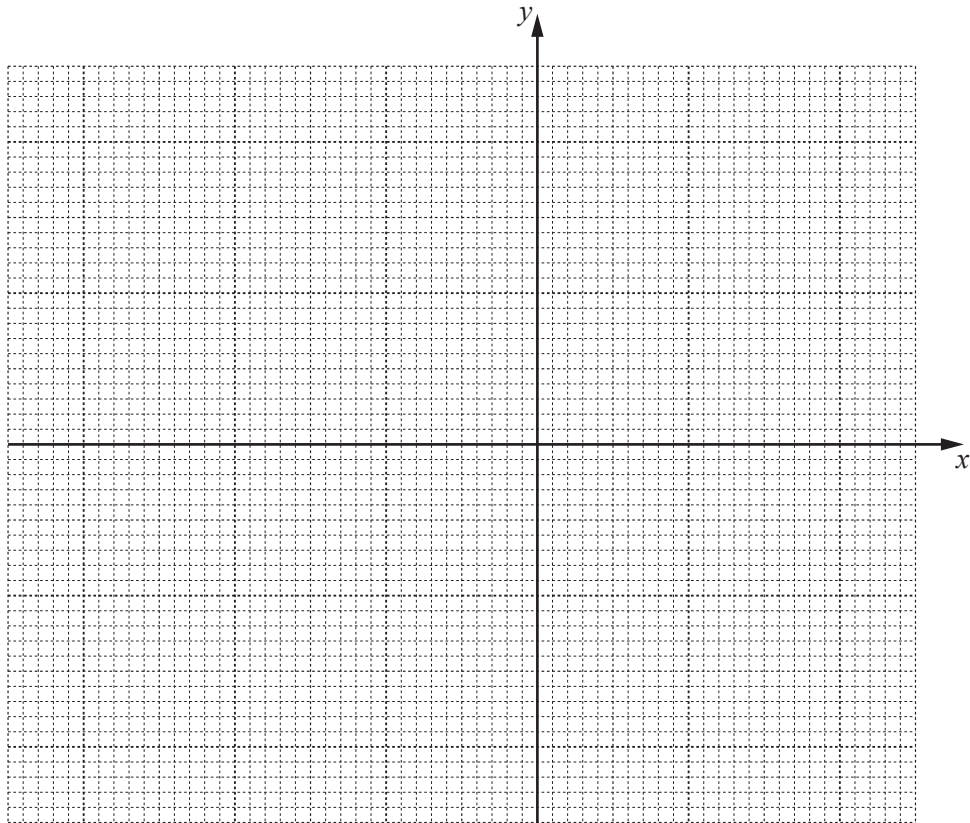
(ii) Hence solve the equation $4t^2 + 35t - 9 = 0$.

Answer [1]

3 The table below is for $y = x^2 + x - 3$.

x	-3	-2	-1	0	1	2
y	3	-1	-3	-3	-1	3

- (a) Using a scale of 2 cm to 1 unit on the x -axis for $-3 \leq x \leq 2$ and a scale of 1 cm to 1 unit on the y -axis for $-4 \leq y \leq 4$, plot the points from the table and join them with a smooth curve.



[2]

- (b) (i) Use your graph to estimate the solutions of the equation $x^2 + x - 3 = 0$.

Answer $x = \dots\dots\dots$ or $\dots\dots\dots$ [1]

- (ii) Use your graph to estimate the solutions of the equation $x^2 + x - 5 = 0$.

Answer $x = \dots\dots\dots$ or $\dots\dots\dots$ [2]

(c) By drawing a tangent, estimate the gradient of the curve at $(1, -1)$.

Answer [2]

(d) The equation $x^2 - x - 1 = 0$ can be solved by drawing a straight line on the graph of $y = x^2 + x - 3$.

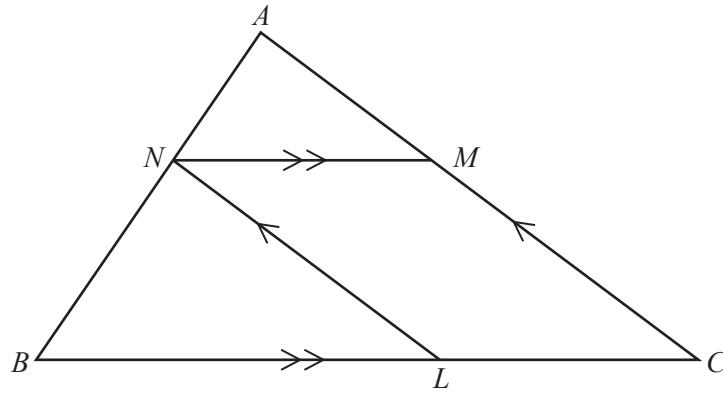
(i) Find the equation of this straight line.

Answer [2]

(ii) Draw this straight line and hence solve $x^2 - x - 1 = 0$.

Answer $x =$ or [2]

4



ANB , BLC and CMA are straight lines. NM is parallel to BC and LN is parallel to CA .

- (a) Prove that triangle ANM is similar to triangle NBL .
Give a reason for each statement you make.

.....

.....

.....

..... [3]

(b) $AN : NB = 2 : 3$

(i) Find $NM : BC$.

Answer : [2]

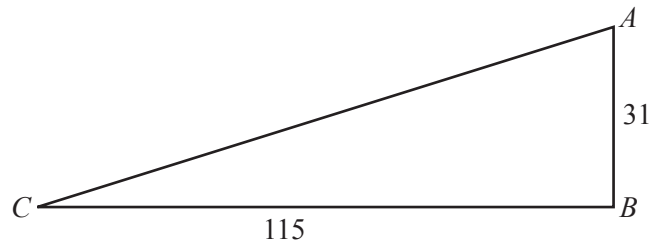
(ii) Find area ANM : area NBL .

Answer : [1]

(iii) Find area ANM : area $NMCL$.

Answer : [2]

5 (a)

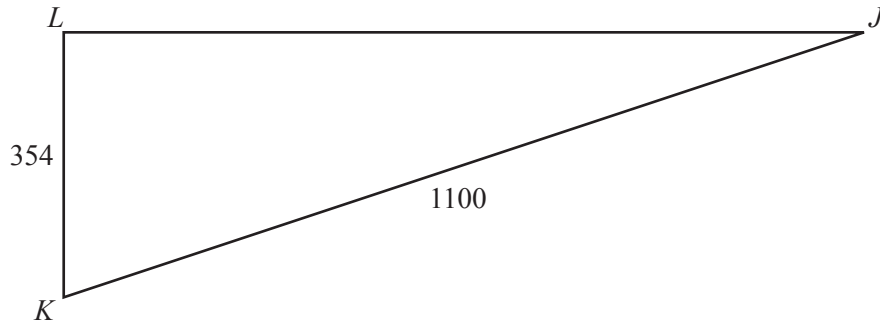


AB is vertical and CB is horizontal.
 $AB = 31$ m and $CB = 115$ m.

Calculate the angle of depression of C from A .

Answer [3]

(b)



J and K are two positions at sea.
 The base of a lighthouse is at L .
 J is due East of L and K is due South of L .
 $KL = 354$ m and $KJ = 1100$ m.

(i) Calculate \hat{LJK} .

Answer [2]

(ii) Hence find the bearing of K from J .

Answer [1]

$$6 \quad \mathbf{A} = \begin{pmatrix} 4 & -1 \\ 1 & 3 \end{pmatrix} \quad \mathbf{B} = \begin{pmatrix} 2 & 0 \\ 7 & -5 \end{pmatrix}$$

(a) Evaluate $2\mathbf{A} - \mathbf{B}$.

Answer $\begin{pmatrix} & \\ & \end{pmatrix}$ [2]

(b) Find \mathbf{A}^2 .

Answer $\begin{pmatrix} & \\ & \end{pmatrix}$ [2]

(c) Find \mathbf{B}^{-1} .

(d) $\mathbf{A} + \mathbf{Z} = \mathbf{A}$

Find \mathbf{Z} .

Answer $\left(\begin{array}{c} \\ \end{array} \right)$ [2]

(e) $\mathbf{M} + 2\mathbf{I} = \mathbf{B}$, where \mathbf{I} is the 2×2 identity matrix.

Find \mathbf{M} .

Answer $\left(\begin{array}{c} \\ \end{array} \right)$ [1]

Answer $\left(\begin{array}{c} \\ \end{array} \right)$ [2]

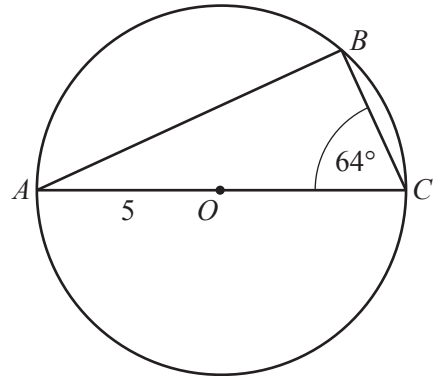
Section B [48 marks]

Answer **four** questions in this section.

Each question in this section carries 12 marks.

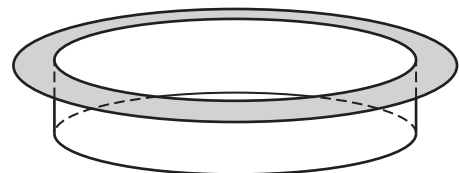
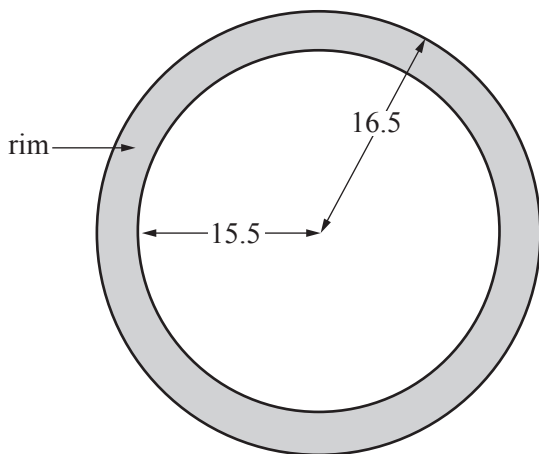
- 7 (a) AC is a diameter of the circle, centre O , radius 5 cm.
 $\hat{ACB} = 64^\circ$.

Calculate the length of the minor arc BC .



Answer cm [4]

- (b)



A baking tray is an open cylinder of radius 15.5 cm with a rim.
 The outer edge of the rim is a circle of radius 16.5 cm.

- (i) Calculate the area of the top surface of the rim.

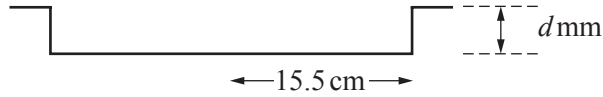
Answercm² [2]

- (ii) 44 identical circular holes are cut out of the bottom of the baking tray.
The area of the bottom that remains is 650 cm².

Calculate the radius of each circular hole.

Answer cm [3]

- (iii)



To make a pizza, the baking tray is completely filled with dough to a depth of d mm.
The open cylinder holds 500 cm³ of dough.

Calculate the depth of the dough, d mm, giving your answer correct to the nearest millimetre.

Answer mm [3]

8 (a) $p = \frac{8 - 5q}{q}$

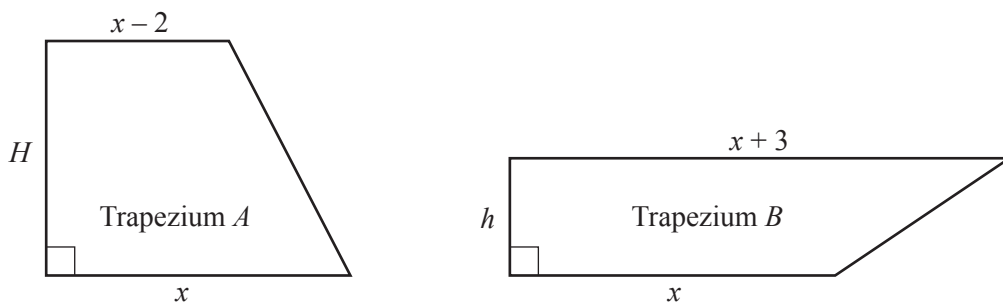
(i) Find p when $q = 2.6$.

Answer [1]

(ii) Express q in terms of p .

Answer [2]

(b)



The lengths of the parallel sides of trapezium A are x cm and $(x - 2)$ cm.
 The lengths of the parallel sides of trapezium B are x cm and $(x + 3)$ cm.
 The height of trapezium A is H cm and the height of trapezium B is h cm.
 The area of each trapezium is 15 cm^2 .

(i) Show that $H = \frac{15}{x - 2}$ and $h = \frac{30}{2x + 3}$.

[2]

- (ii) Find an expression in terms of x for the difference in height, $H - h$, between trapezium A and trapezium B , and show that it simplifies to $\frac{75}{(x-1)(2x+3)}$.

[3]

- (iii) The difference in height is 1.5 cm.

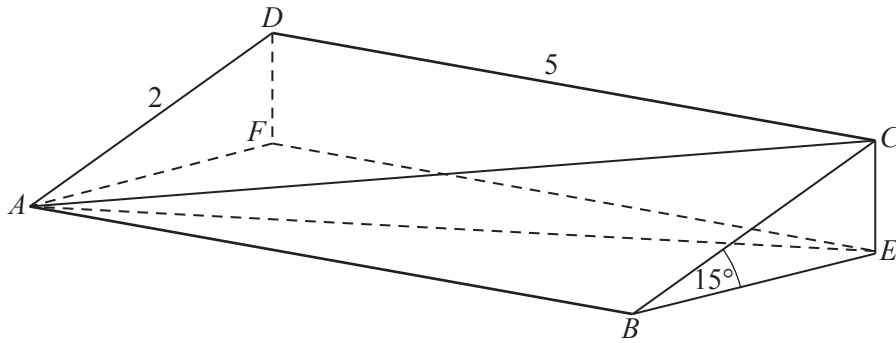
(a) Show that $2x^2 + x - 53 = 0$.

[2]

- (b) Find x , giving your answer correct to 2 decimal places.

Answer $x = \dots\dots\dots$ [2]

9 (a)



$ABCD$ represents the rectangular sloping surface of a triangular prism.
 $ABEF$ is a horizontal rectangle. CE and DF are vertical.
 $\hat{CBE} = 15^\circ$, $DC = 5$ m and $AD = 2$ m.

(i) Calculate AC .

Answer m [2]

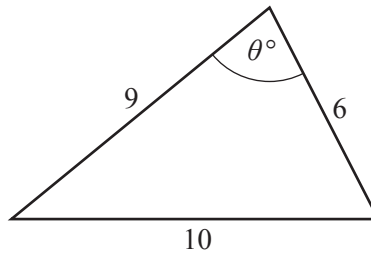
(ii) Calculate CE .

Answer m [2]

(iii) Calculate \hat{FAE} .

Answer [4]

(b) (i)



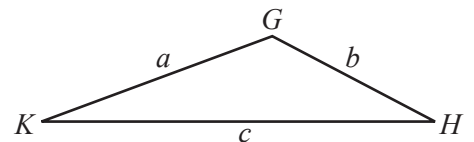
A triangle has sides of 10 cm, 9 cm and 6 cm, and an angle of θ° , as shown in the diagram.

Calculate θ .

Answer [3]

(ii) The triangle KGH has sides of a cm, b cm and c cm as shown in the diagram.

It is given that \hat{KGH} is an obtuse angle.



Complete the statement below using **one** of the symbols $< \leq = \geq >$.

c^2 $(a^2 + b^2)$ [1]

- 10 100 electric light bulbs of Brand A were tested to find how long each bulb lasted.
The results are summarised in the table below.

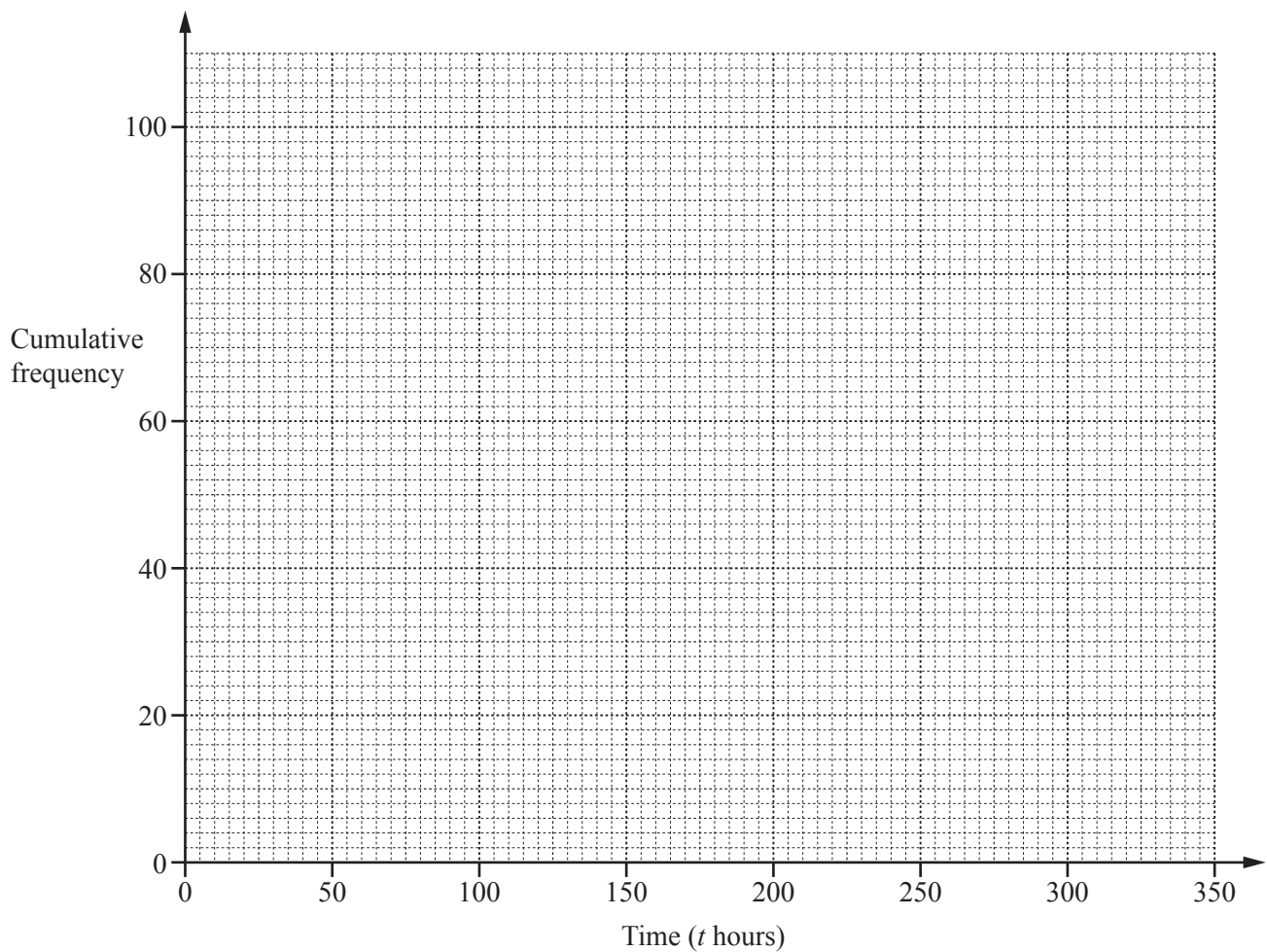
Time (t hours)	$t \leq 50$	$50 < t \leq 100$	$100 < t \leq 150$	$150 < t \leq 200$	$200 < t \leq 250$	$250 < t \leq 300$	$300 < t \leq 350$
Number of bulbs	2	2	10	40	30	14	2

- (a) Complete the cumulative frequency table.

Time (t hours)	$t \leq 50$	$t \leq 100$	$t \leq 150$	$t \leq 200$	$t \leq 250$	$t \leq 300$	$t \leq 350$
Cumulative frequency	2	4					100

[1]

- (b) On the grid, draw a smooth cumulative frequency curve to represent this information.
Label this curve Brand A.



[2]

(c) (i) Use your graph to estimate the median.

Answer hours [1]

(ii) Use your graph to estimate the interquartile range.

Answer hours [2]

(d) 100 Brand B bulbs gave the following results.
4 bulbs lasted 50 hours or less.
The longest time any bulb lasted was 300 hours.
The median is 250 hours.
The upper quartile is 275 hours.
The interquartile range is 75 hours.

On the grid, draw and label the cumulative frequency curve for the Brand B bulbs. [4]

(e) Using your graph, estimate the number of Brand A bulbs that lasted 275 hours or less.

Answer [1]

(f) Complete the statement below.

Brand had more bulbs that lasted longer than 275 hours than Brand [1]

- 11 (a) Triangle ABC has vertices $A(2, 2)$, $B(3, 5)$ and $C(4, 1)$.
 Triangle $A'B'C'$ has vertices $A'(-4, 4)$, $B'(-3, 7)$ and $C'(-2, 3)$.

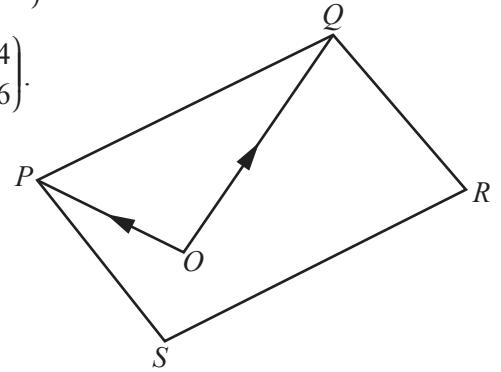
Write down the column vector of the translation that maps triangle ABC onto triangle $A'B'C'$.

Answer $\begin{pmatrix} \\ \end{pmatrix}$ [1]

- (b) $PQRS$ is a parallelogram.

The position vector of P relative to O is given by $\vec{OP} = \begin{pmatrix} -4 \\ 2 \end{pmatrix}$.

The position vector of Q relative to O is given by $\vec{OQ} = \begin{pmatrix} 4 \\ 6 \end{pmatrix}$.



- (i) Express \vec{PQ} as a column vector.

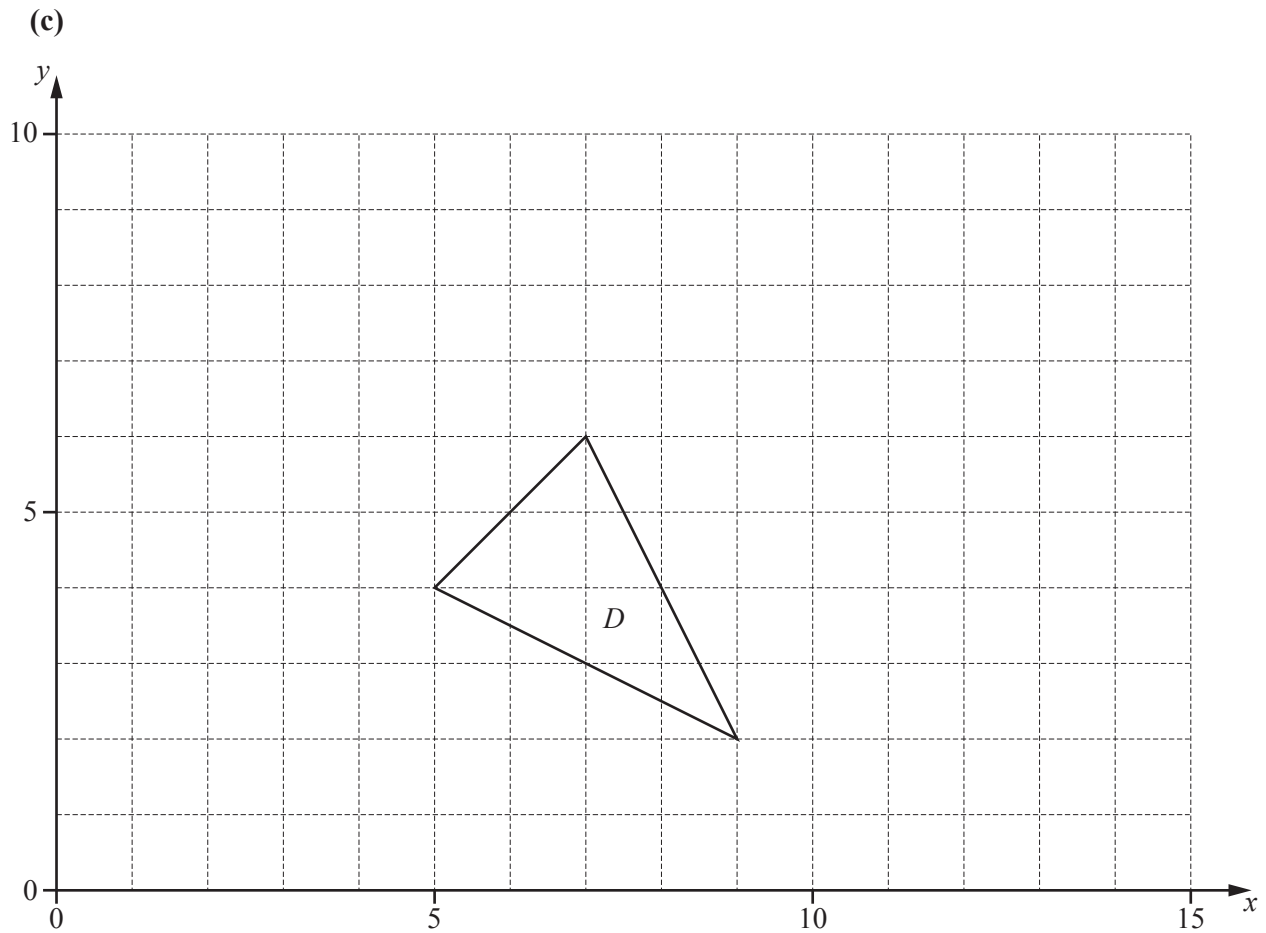
Answer $\begin{pmatrix} \\ \end{pmatrix}$ [2]

- (ii) Find \vec{RS} .

Answer $\begin{pmatrix} \\ \end{pmatrix}$ [1]

- (iii) Find $|\vec{RS}|$.

Answerunits [2]



The diagram shows triangle D .

- (i) An enlargement with centre $(5, 4)$, scale factor 2, maps triangle D onto triangle E .

Draw and label triangle E . [2]

- (ii) An enlargement with centre $(5, 4)$, scale factor 0.5, maps triangle D onto triangle F .

Draw and label triangle F . [1]

- (iii) Triangle G has vertices $(5, 4)$, $(4, 3)$ and $(3, 5)$.

Triangle F can be mapped onto triangle G using a single enlargement.

Triangle F can also be mapped onto triangle G using a **different single** transformation T .

Describe fully the **single** transformation T .

Answer

.....

..... [3]

BLANK PAGE

Permission to reproduce items where third-party owned material protected by copyright is included has been sought and cleared where possible. Every reasonable effort has been made by the publisher (UCLES) to trace copyright holders, but if any items requiring clearance have unwittingly been included, the publisher will be pleased to make amends at the earliest possible opportunity.

To avoid the issue of disclosure of answer-related information to candidates, all copyright acknowledgements are reproduced online in the Cambridge International Examinations Copyright Acknowledgements Booklet. This is produced for each series of examinations and is freely available to download at www.cie.org.uk after the live examination series.

Cambridge International Examinations is part of the Cambridge Assessment Group. Cambridge Assessment is the brand name of University of Cambridge Local Examinations Syndicate (UCLES), which is itself a department of the University of Cambridge.