



Cambridge Assessment International Education
Cambridge International General Certificate of Secondary Education

CANDIDATE
NAME

CENTRE
NUMBER

--	--	--	--	--

CANDIDATE
NUMBER

--	--	--	--

CHEMISTRY

0620/63

Paper 6 Alternative to Practical

May/June 2019

1 hour

Candidates answer on the Question Paper.

No Additional Materials are required.

READ THESE INSTRUCTIONS FIRST

Write your centre number, candidate number and name on all the work you hand in.

Write in dark blue or black pen.

You may use an HB pencil for any diagrams or graphs.

Do not use staples, paper clips, glue or correction fluid.

DO **NOT** WRITE IN ANY BARCODES.

Answer **all** questions.

Electronic calculators may be used.

You may lose marks if you do not show your working or if you do not use appropriate units.

At the end of the examination, fasten all your work securely together.

The number of marks is given in brackets [] at the end of each question or part question.

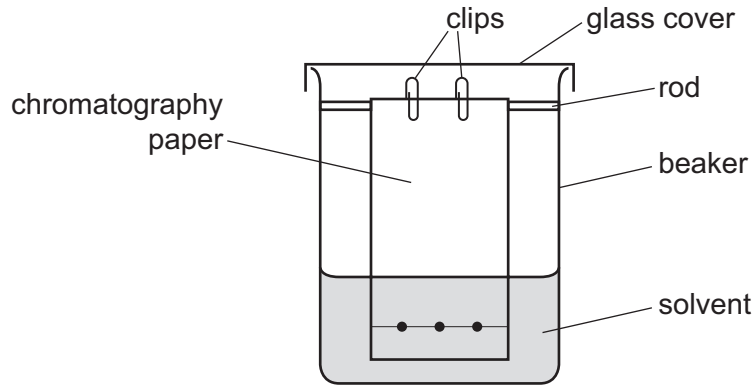
This syllabus is regulated for use in England, Wales and Northern Ireland as a Cambridge International Level 1/Level 2 Certificate.

This document consists of **10** printed pages and **2** blank pages.



BLANK PAGE

- 1 A student investigated the colours present in three hair dyes, **P**, **Q** and **R**, using chromatography. **P**, **Q** and **R** are insoluble in water. The student suggested setting up the apparatus for the experiment as shown.



- (a) Why is a lid necessary on top of the beaker?

..... [1]

- (b) (i) Identify **one** mistake in the student's diagram.

..... [1]

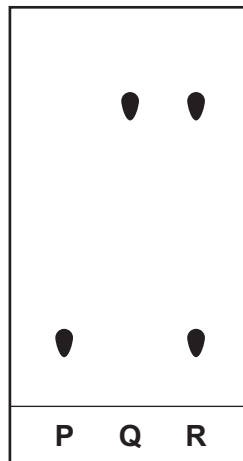
- (ii) Suggest why this mistake would stop the experiment working.

.....
 [1]

- (c) Name a suitable solvent that could be used in this experiment.

..... [1]

(d) A separate chromatography experiment was done using the hair dyes **P**, **Q** and **R**. The chromatogram obtained is shown.



State **three** conclusions about the hair dyes **P**, **Q** and **R** which can be deduced from the chromatogram.

1

2

3

[3]

[Total: 7]

- 2 A student investigated the temperature changes when two different metals, zinc and magnesium, reacted with aqueous copper(II) sulfate.

Three experiments were done.

Experiment 1

- A measuring cylinder was used to pour 25 cm^3 aqueous copper(II) sulfate into a polystyrene cup.
- The initial temperature of the solution was measured and the timer was started.
- The temperature of the solution was measured at 30 seconds and at 60 seconds.
- At 60 seconds, 5 g of zinc powder was added to the aqueous copper(II) sulfate. The mixture was stirred with a thermometer.
- The temperature of the mixture was measured every 30 seconds for 210 seconds. The mixture was stirred continuously.

(a) Use the thermometer diagrams to record the temperatures in the table.

time / s	0	30	60	90	120	150	180	210
thermometer diagram								
temperature of mixture / °C								

[2]

Experiment 2

- Experiment 1 was repeated using 5g of magnesium powder instead of zinc powder.

(b) Use the thermometer diagrams to record the temperatures in the table.

time / s	0	30	60	90	120	150	180	210
thermometer diagram								
temperature of mixture / °C								

[1]

Experiment 3

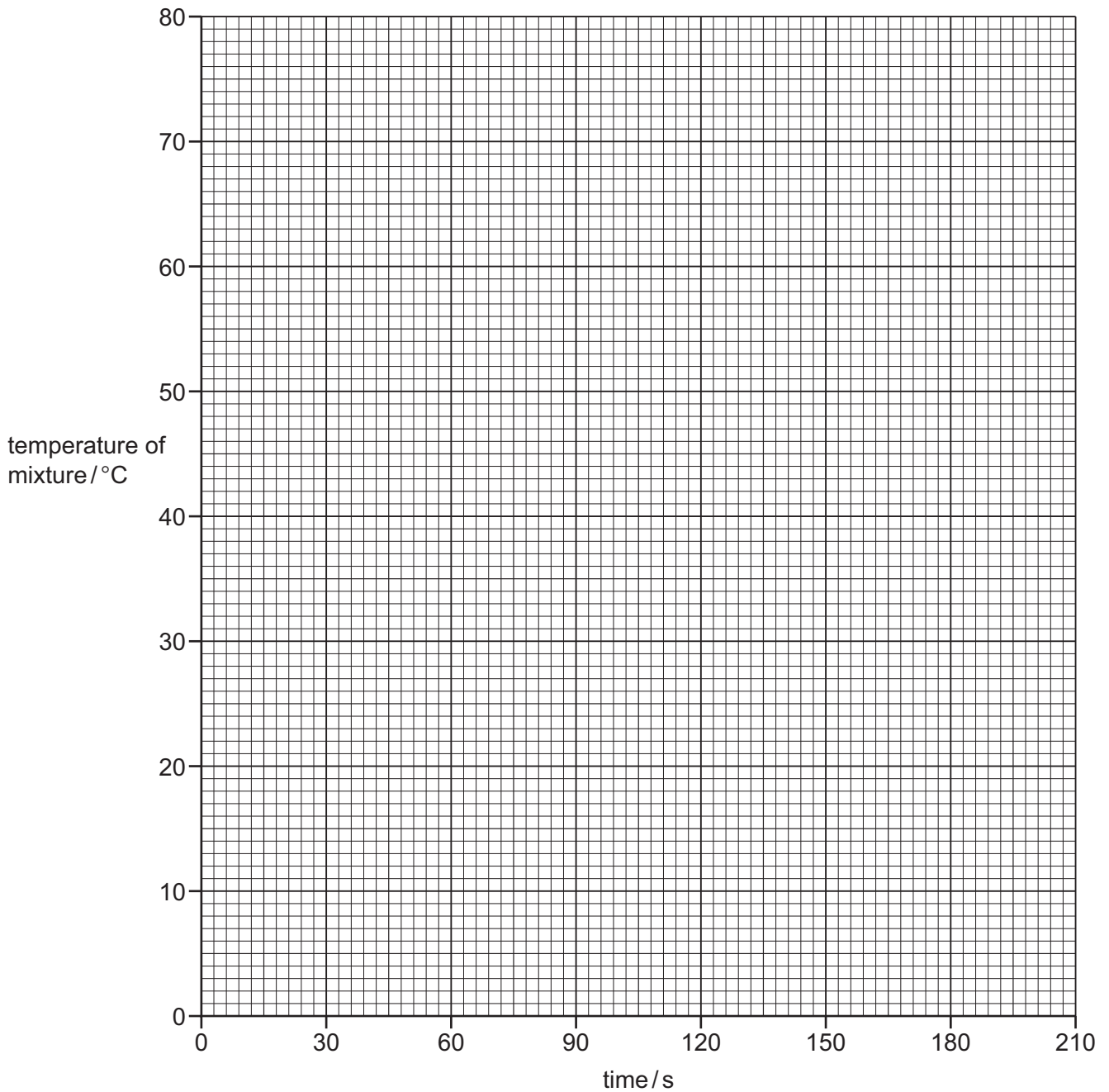
- Experiment 1 was repeated using 5g of zinc granules instead of zinc powder.

(c) Use the thermometer diagrams to record the temperatures in the table.

time / s	0	30	60	90	120	150	180	210
thermometer diagram								
temperature of mixture / °C								

[1]

(d) Plot the results for Experiments 1–3 on the grid and draw **three** smooth line graphs. Clearly label your lines.



[3]

(e) From your graph, deduce the temperature of the mixture in Experiment 2 after 75 seconds.

Show clearly **on the grid** how you worked out your answer.

..... °C [2]

(f) (i) From the results, which Experiment was the most exothermic? Explain your answer.

.....
..... [2]

(ii) Compare the rates of reaction in Experiments 1 and 3. Explain why the rates of reaction are different.

.....
.....
..... [2]

(g) Predict the temperature of the mixture in Experiment 2 after 2 hours. Explain your answer.

.....
..... [2]

(h) When doing the experiments, what would be the advantage of taking the temperature readings every 15 seconds?

.....
..... [2]

(i) Explain why a copper can should **not** be used in place of the polystyrene cup in these experiments.

.....
.....
..... [2]

[Total: 19]

- 3 Two substances, solid **N** and solid **O** were analysed. Solid **N** was hydrated aluminium sulfate. Tests were done on solid **N** and solid **O**.

tests on solid N

Complete the expected observations.

- (a) Describe the appearance of solid **N**.

observation [1]

Solid **N** was divided into two portions.

- (b) The first portion of solid **N** was heated in a hard-glass test-tube. Any gas produced was tested with cobalt(II) chloride paper.

observations

..... [2]

The second portion of solid **N** was added to distilled water. The mixture was shaken to dissolve solid **N** and form solution **N**. Solution **N** was divided into two equal portions in two test-tubes.

- (c) (i) Drops of aqueous sodium hydroxide were added to the first portion of solution **N** until a change was seen.

observations [1]

- (ii) An excess of aqueous sodium hydroxide was then added to the mixture from (c)(i).

observations [1]

- (d) Dilute nitric acid and aqueous barium nitrate were added to the second portion of solution **N**.

observations [1]

tests on solid O

Some of the tests and observations are shown.

tests on solid O	observations
test 1 A flame test was done on solid O.	lilac flame
Solid O was dissolved in water. The solution was divided into two portions. test 2 An excess of aqueous sodium hydroxide was added to the first portion of the solution.	no change
test 3 Dilute nitric acid and aqueous silver nitrate were added to the second portion of the solution.	white precipitate formed

(e) Identify solid O.

..... [2]

[Total: 8]

BLANK PAGE

Permission to reproduce items where third-party owned material protected by copyright is included has been sought and cleared where possible. Every reasonable effort has been made by the publisher (UCLES) to trace copyright holders, but if any items requiring clearance have unwittingly been included, the publisher will be pleased to make amends at the earliest possible opportunity.

To avoid the issue of disclosure of answer-related information to candidates, all copyright acknowledgements are reproduced online in the Cambridge Assessment International Education Copyright Acknowledgements Booklet. This is produced for each series of examinations and is freely available to download at www.cambridgeinternational.org after the live examination series.

Cambridge Assessment International Education is part of the Cambridge Assessment Group. Cambridge Assessment is the brand name of the University of Cambridge Local Examinations Syndicate (UCLES), which itself is a department of the University of Cambridge.