

**UNIVERSITY OF CAMBRIDGE INTERNATIONAL EXAMINATIONS**  
International General Certificate of Secondary Education

**MARK SCHEME for the May/June 2009 question paper**  
**for the guidance of teachers**

**0417 INFORMATION AND COMMUNICATION  
TECHNOLOGY**

**0417/03**

Paper 3 (Practical Test B), maximum raw mark 100

This mark scheme is published as an aid to teachers and candidates, to indicate the requirements of the examination. It shows the basis on which Examiners were instructed to award marks. It does not indicate the details of the discussions that took place at an Examiners' meeting before marking began, which would have considered the acceptability of alternative answers.

Mark schemes must be read in conjunction with the question papers and the report on the examination.

- CIE will not enter into discussions or correspondence in connection with these mark schemes.

CIE is publishing the mark schemes for the May/June 2009 question papers for most IGCSE, GCE Advanced Level and Advanced Subsidiary Level syllabuses and some Ordinary Level syllabuses.



Page 2	Mark Scheme: Teachers' version	Syllabus	Paper
	IGCSE – May/June 2009	0417	03

Top right Last edited by & name & No's style h5 1 mark  
1 mark

Last edited by Candidate name, centre number, candidate number

The screenshot shows a web page titled "Supa Scuba". It features a header with a logo and the title. Below the header is a paragraph of text: "With over 70% of the world covered in water, you may be missing opportunities to see some of the world's most fascinating sights. See vibrant creatures like fish, shrimps, and an array of underwater flora like spectacular corals. Look to us for adventures in the deep, see a different perspective on the world." Below this is a table with three rows and two columns. The first row has an image of a sunset over water and a link "Amazing fish". The second row has an image of a yellow and white striped fish and the text "Colours beyond comprehension". The third row has an image of a dolphin and the text "Dolphin experiences, on the boat and in the water". At the bottom, there is a link "Click Here to return to the top of the page."

```
<HTML>
<HEAD>
  <TITLE>Supa Scuba</TITLE>
  <link rel="stylesheet" type="text/css" href="J9style1.css">
</HEAD>
<BODY>
<a name="TOP"></a>
<h5>Last edited by Candidate name, centre number, candidate number</h5>

<TABLE cellspacing="2" cellpadding="2" width="100%" border="2">
<TR align="center" valign="center">
  <TD></TD>
  <TD colspan="2"><h1>Supa Scuba</h1></TD>
</TR>
<TR align="center" valign="center">
  <TD colspan="3"><h3>With over 70% of the world covered in water, you may be missing opportunities
to see some of the world's most fascinating sights. See vibrant creatures like fish, shrimps, and an array of
underwater flora like spectacular corals. Look to us for adventures in the deep, see a different perspective
on the world.</h3></TD>
</TR>
<TR align="center" valign="center">
  <TD rowspan="4"></TD>
  <TD><h4><a href="J9DIVE.HTM" target="_scubadive">Amazing fish</a></h4></TD>
  <TD><a href="J9DIVE.HTM" target="_scubadive"></a></TD>
</TR>
<TR align="center" valign="center">
  <TD><h4>Colours beyond comprehension</h4></TD>
  <TD></TD>
</TR>
<TR align="center" valign="center">
  <TD><h4>Dolphin experiences, on the boat and in the water</h4></TD>
  <TD></TD>
</TR>
</TR>
</TABLE>
<p><a href="#Top">Click Here</a> to return to the top of the page.</p>
</HTML>
```

Images Correct cells 5 marks

Correct stylesheet attached 1 mark

Anchor Top 1 mark

Table Cell padding 2 1 mark  
Cell spacing 2 1 mark  
Width 100% 1 mark  
Border 2 1 mark

J9SUNSET.JPG Width 183 1 mark  
Height 320 1 mark

Target \_scubadive 1 mark  
to j9dive.htm 1 mark

Target \_scubadive 1 mark  
to j9dive.htm 1 mark

Hyperlink Click Here 1 mark  
Returns to Top 1 mark

Page 3	Mark Scheme: Teachers' version	Syllabus	Paper
	IGCSE – May/June 2009	0417	03

h4 Black (000000) 1 mark

h1, h2, h3, h5 No green 1 mark

h1 48pt 1 mark

```


h1 { color: #0000AA; font-family: Arial, sans-serif; font-size: 48pt; text-align: center }
h2 { color: #0000AA; font-family: Arial, sans-serif; font-size: 15pt; text-align: left }
h3 { color: #0000FF; font-family: Arial, sans-serif; font-size: 12pt; text-align: center }
h4 { color: #000000; font-family: Arial, sans-serif; font-size: 12pt; text-align: center }
h5 { color: #000022; font-family: Arial, sans-serif; font-size: 10pt; text-align: left }
li { color: #000080; font-family: "Times New Roman", serif; font-size: 12pt; text-align: left;
font-style: italic; list-style-type: disc }
p { color: #008080; font-family: "Times New Roman", serif; font-size: 12pt; text-align: left }
body { background-color: #FFFFFF }
    
```

p Colour 008080 1 mark

h5 Left aligned 1 mark

Page New styles 1 mark

Last edited by Candidate name, centre number, candidate number



# Supa Scuba

With over 70% of the world covered in water, you may be missing opportunities to see some of the world's most fascinating sights. See vibrant creatures like fish, shrimps, and an array of underwater flora like spectacular corals. Look to us for adventures in the deep, see a different perspective on the world.



[Amazing fish](#)



Colours beyond comprehension



Dolphin experiences, on the boat and in the water



[Click Here](#) to return to the top of the page.

Page 4	Mark Scheme: Teachers' version	Syllabus	Paper
	IGCSE – May/June 2009	0417	03

Top left Last edited by & name & No's 1 mark

Heading 100% correct 1 mark  
Style h2 1 mark

Last edited by Candidate name, centre number, candidate number

## Supa Scuba Diving Holidays

As a company we pride ourselves on our customer satisfaction. We offer a full range of holiday experiences around the globe. These are designed to meet your every need. If you do not see exactly what you are looking for, contact us and ask for our bespoke holiday service.

We offer the widest range of package holidays to match your budget. Try one of the following ideas:


Experienced divers

- Go deep
- Wreck week
- Shark experience
- Wall dives
- Cave dives

Beginners

- Meet the fish
- Turtle week
- Learn to dive
- Snorkel with us

Family packages



Homepage  
Contact us

Text Correct cell 1 mark  
Style h4 & from file 1 mark

Text Correct cell 1 mark  
Style h5 & from file 1 mark

Text Correct cell 1 mark  
3 titles Style p & from file 3 marks  
2 lists Style li & from file 2 marks

Image J9clown.jpg in correct cell 1 mark

Correct stylesheet attached 1 mark

```
<HTML>
<HEAD>
  <TITLE>Diving with us</TITLE>
  <link rel="stylesheet" type="text/css" href="J9style2.css">
</HEAD>
<BODY>
```

```
<h5>Last edited by Candidate name, centre number, candidate number</h5>
<h2>Supa Scuba Diving Holidays</h2>
```

```
<TABLE border = "2">
  <TR align="center" valign="center">
    <TD colspan = "2"><h4>As a company we pride ourselves on our customer satisfaction. We offer a full
range of holiday experiences around the globe. These are designed to meet your every need. If you do not
see exactly what you are looking for, contact us and ask for our bespoke holiday service.</h4></TD>
  </TR>
  <TR align="center" valign="center">
    <TD colspan = "2"><h5>We offer the widest range of package holidays to match your budget. Try one of
the following ideas:</h5></TD>
  </TR>
  <TR align="center" valign="center">
    <TD><p>Experienced divers</p>
```



<b>Page 5</b>	<b>Mark Scheme: Teachers' version</b>	<b>Syllabus</b>	<b>Paper</b>
	<b>IGCSE – May/June 2009</b>	<b>0417</b>	<b>03</b>

**<ul>** **Unordered list** **Correct place** **1 mark**

```
<li>Go deep</li>
<li>Wreck week</li>
<li>Shark experience</li>
<li>Wall dives</li>
<li>Cave dives</li>
</ul>
```

**<p>Beginners</p>** **Unordered list** **Correct place** **1 mark**

```
<ul>
<li>Meet the fish</li>
<li>Turtle week</li>
<li>Learn to dive</li>
<li>Snorkel with us</li>
</ul>
```

**</ul>** **J9clown.jpg** **Width 280** **1 mark**


```
<p>Family packages</p></TD>
<TD><img src = "J9CLOWN.JPG" width = "280"></TD>
```

**</TR>** **Hyperlink** **Correct website** **1 mark**

```
<p><a href="J9SCUBA.HTM" target="_self">Homepage</a></p>
<p>Contact us</p>
```

```
</HTML>
```

<b>Master slide - CHECK CONSISTENCY</b>		
<b>Background</b>	Pale blue	1 mark
	Between 1/3 and 1/5	1 mark
<b>Blue stripe</b>	Vertical (edge of blue)	1 mark
	Two horizontal	1 mark
	4 point lines	1 mark
<b>Image</b>	Fish	1 mark
	Correct place	1 mark
	Resized, cropped to fit, >50%	1 mark
<b>Slide numbering</b>	Bottom left & automated	1 mark
<b>Name, cand no, Centre no</b>	Bottom centre, black, 12pt, bold, sans-serif	1 mark
<b>Heading</b>	100% correct	1 mark
	Dark blue, 48pt, sans-serif	1 mark
	Left align & position	1 mark
<b>Master slide items</b>	Not overlapping any object	1 mark

<h1>Supa Scuba</h1>	
<p>1</p>	<p>Candidate name, centre number and candidate number.</p>

Page 6	Mark Scheme: Teachers' version	Syllabus	Paper
	IGCSE – May/June 2009	0417	03

Heading  
Subheading

Dark blue, left aligned, 60pt  
Blue, centre aligned, 30pt

1 mark  
1 mark

Supa Scuba

New website

Proposed web pages

1 Candidate name, centre number and candidate number.

During the development of this new website, we have realised that the proposed design brief may need to be amended.

Subheading  
Bullets

Blue, centre aligned, 30pt  
Black, left aligned, 20pt

1 mark  
1 mark

Supa Scuba

Rationale

- Customer views
- Easier site location
- Faster navigation
- Compliant with new browsers

2 Candidate name, centre number and candidate number.

The proposed design brief did not take into account the latest web browsers, or recent customer satisfaction surveys.

Animation  
Bullets only

2 marks

Page 7	Mark Scheme: Teachers' version	Syllabus	Paper
	IGCSE – May/June 2009	0417	03

# Supa Scuba

2008 Dives

Dive Type	Percentage
Drift dives	31%
Wreck week	30%
Wall dives	30%
Go deep	6%
Shark experience	2%
Cave dives	1%

3
Candidate name, centre number and candidate number.

**Chart**

- Trip type labels visible 1 mark
- % value visible 1 mark
- Centre & not distorted 1 mark
- No legend 1 mark

**This information could be added to the trips page of the website to indicate the number of dives made in a single year on your trips.**

<b>Presenter notes</b>	On all slides	1 mark
	100% Correct	1 mark
	Right place	1 mark

<b>Slide transitions</b>	Visible	2 marks
--------------------------	---------	---------

Outline
Slides
✕

- 1

Supa Scuba

New website

Proposed pages
- 2

Supa Scuba

Kulide

  - SPIN LINA
  - SPIN LINA
  - SPIN LINA
  - SPIN LINA
- 3

Supa Scuba

<b>Page 8</b>	<b>Mark Scheme: Teachers' version</b>	<b>Syllabus</b>	<b>Paper</b>
	<b>IGCSE – May/June 2009</b>	<b>0417</b>	<b>03</b>

<b>Webpage</b>	<b>Lookup used</b>	<b>1 mark</b>
	<b>Correct lookup reference</b>	<b>1 mark</b>
	<b>Lookup – relative reference</b>	<b>1 mark</b>
	<b>Correct range</b>	<b>1 mark</b>
	<b>Range – absolute reference</b>	<b>1 mark</b>
	<b>Correct return column</b>	<b>1 mark</b>

<b>Header</b>	<b>name, &amp; numbers</b>	<b>1 mark</b>
---------------	----------------------------	---------------

<b>Total</b>	<b>Correct SUMIF function</b>	<b>1 mark</b>
	<b>Correct range</b>	<b>1 mark</b>
	<b>Range – absolute reference</b>	<b>1 mark</b>
	<b>Lookup relative reference</b>	<b>1 mark</b>
	<b>Correct range</b>	<b>1 mark</b>
	<b>Range – absolute reference</b>	<b>1 mark</b>

Webpage	Code	Total	Hours	Mins
=VLOOKUP(B2,Sheet1!\$A\$2:\$B\$12,2)	BH	=SUMIF(\$B\$11:\$B\$84,B2,\$C\$11:\$C\$84)	=INT(C2/60)	=C2-(D2*60)
=VLOOKUP(B3,Sheet1!\$A\$2:\$B\$12,2)	C	=SUMIF(\$B\$11:\$B\$84,B3,\$C\$11:\$C\$84)	=INT(C3/60)	=C3-(D3*60)
=VLOOKUP(B4,Sheet1!\$A\$2:\$B\$12,2)	D	=SUMIF(\$B\$11:\$B\$84,B4,\$C\$11:\$C\$84)	=INT(C4/60)	=C4-(D4*60)
=VLOOKUP(B5,Sheet1!\$A\$2:\$B\$12,2)	EH	=SUMIF(\$B\$11:\$B\$84,B5,\$C\$11:\$C\$84)	=INT(C5/60)	=C5-(D5*60)
=VLOOKUP(B6,Sheet1!\$A\$2:\$B\$12,2)	FP	=SUMIF(\$B\$11:\$B\$84,B6,\$C\$11:\$C\$84)	=INT(C6/60)	=C6-(D6*60)
=VLOOKUP(B7,Sheet1!\$A\$2:\$B\$12,2)	H	=SUMIF(\$B\$11:\$B\$84,B7,\$C\$11:\$C\$84)	=INT(C7/60)	=C7-(D7*60)
=VLOOKUP(B8,Sheet1!\$A\$2:\$B\$12,2)	HOL	=SUMIF(\$B\$11:\$B\$84,B8,\$C\$11:\$C\$84)	=INT(C8/60)	=C8-(D8*60)

Date	PageCode	Minutes
39820	H	12
39820	BH	17
39820	EH	11
39820	C	16
39820	D	13
39820	D	5
39820	EH	16
39820	C	14
39821	FP	18
39821	FP	18
39821	HOL	11
39821	D	11
39821	BH	14

<b>Mins</b>	<b>Correct reference subtract</b>	<b>1 mark</b>
	<b>Reference * 60</b>	<b>1 mark</b>

<b>Hours</b>	<b>Correct reference / 60</b>	<b>1 mark</b>
	<b>Integer calculated</b>	<b>1 mark</b>

<b>Replication</b>	<b>All 4 formulae</b>	<b>1 mark</b>
<b>Formulae, data &amp; labels</b>	<b>Fully visible</b>	<b>1 mark</b>
<b>Print area &amp; single page</b>	<b>Selected data only</b>	<b>1 mark</b>



<b>Page 9</b>	<b>Mark Scheme: Teachers' version</b>	<b>Syllabus</b>	<b>Paper</b>
	<b>IGCSE – May/June 2009</b>	<b>0417</b>	<b>03</b>

Candidate name    Centre number    Candidate number

Date	PageCode	Minutes
08/01/2009	FP	34
09/01/2009	FP	25
09/01/2009	FP	24
10/01/2009	FP	24
08/01/2009	HOL	23
14/01/2009	FP	20
09/01/2009	HOL	19
08/01/2009	FP	18
08/01/2009	FP	18
09/01/2009	FP	17
08/01/2009	HOL	16
10/01/2009	FP	16
11/01/2009	FP	16
09/01/2009	FP	15
11/01/2009	FP	15
09/01/2009	FP	14
10/01/2009	FP	12
11/01/2009	HOL	12
08/01/2009	HOL	11
08/01/2009	HOL	11
10/01/2009	HOL	11
14/01/2009	HOL	11
10/01/2009	HOL	10
10/01/2009	FP	8
09/01/2009	HOL	7
11/01/2009	FP	7
10/01/2009	FP	6
08/01/2009	HOL	4
10/01/2009	HOL	3

Search	PageCode = FP or HOL	2 marks
Rows	1–9 hidden	1 mark
Sort	Descending on minutes	1 mark